


STAFF REPORT:

Planning and Building Services Department



REPORT TO: Planning & Building Committee
MEETING DATE: January 17, 2011
REPORT NO.: B.11.01
SUBJECT: By-law Division Summary 2010
PREPARED BY: Greg Miller, Manager, Building & By-law/Chief Building Official

A. Recommendations

THAT Council does hereby receive By-law Staff Report B.11.01, By-law Division Summary 2010.

B. Background

1. In 2010 a total of 545 complaints were received by the By-law Division with 346 files closed (63%) vs. 199 (37%) that remain open. This represents an increase of 29% over 2009 of the total complaints received.
2. The 2010 year-end activity reflects:
 - 163 Short term accommodation complaints or 30% of the total complaints.
 - 98 Long grass/noxious weed complaints or 18% of the total complaints received.
 - 56 Property standard complaints or 10% of the total complaints received.
 - 49 Building Code Act violations or 9% of the total complaints received
 - 32 Dog complaints (dogs at large, barking, etc.) or 6% of the total complaints received.
 - 27 Noise complaints or 5% of the total complaints received.
3. The 2010 year-end summary reflects:
 - Dog tag revenue of \$8,105.00 in 2010 vs. \$8,655.00 in 2009 - a decrease of 6%
 - Parking infraction fine revenue of \$26,369.54 in 2010 vs. \$27,015.71 in 2009 – a decrease of 2%.
 - Security alarm registration revenue of \$16,325.00 in 2010 vs. \$7,402.50 in 2010 – an increase of 120% increase.

C. The Blue Mountains' Strategic Plan

1. Managing growth to ensure the ongoing health and prosperity of the community.

D. Environmental Impacts

N/A.

E. Budget Impact

Per contents of this report.

F. Attachments

1. By-law Enforcement Activity YTD Summary: 2010.

Submitted by:

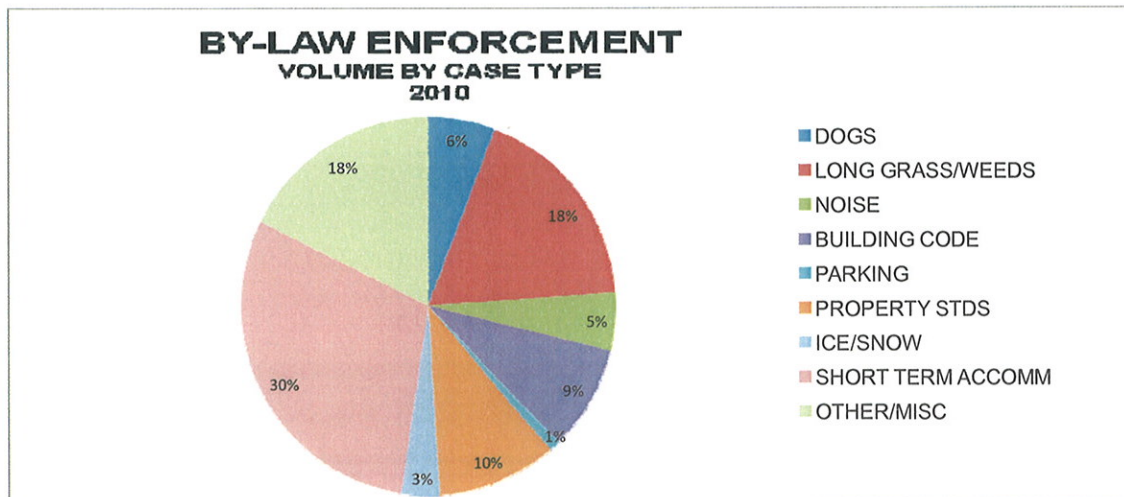
Greg Miller, C.E.T.
Manager, Building & By-law/CBO
The Blue Mountains
26 Bridge Street E.
Box 310
Thornbury, ON N0H 2P0
Tel: (519) 599-3131, ext. 261
Toll Free: 1-888-258-6867
Fax: (519) 599-3018
E-mail: gmiller@thebluemountains.ca

David Finbow
Director, Planning & Building Services
The Blue Mountains
26 Bridge Street E.
Box 310
Thornbury, ON N0H 2P0
Tel: (519) 599-3131, ext. 246
Toll Free: 1-888-258-6867
Fax: (519) 599-3018
E-mail: dfinbow@thebluemountains.ca



**TOWN OF THE BLUE MOUNTAINS
BY-LAW ENFORCEMENT ACTIVITY
YTD SUMMARY - DECEMBER 2010**

CASE TYPE	COMPLAINTS RECEIVED	TOTAL OPEN	TOTAL CLOSED
ABANDONED ORCHARD	4	0	4
CIVIC ADDRESSING	3	0	3
DOGS	32	0	32
DISABLED PERSON PARKING	0	0	0
FENCE	7	2	5
FILL/GRADING	8	4	4
FIRE ROUTES	0	0	0
LONG GRASS/NOXIOUS WEEDS	98	0	98
LITTERING	13	0	13
NOISE	27	3	24
BUILDING CODE	49	13	36
PARKING	5	0	5
PUBLIC NUISANCE	13	0	13
PROPERTY STANDARDS	56	9	47
SIGN	13	4	9
DEPOSIT OF ICE/SNOW	18	0	18
SITE PLAN AGREEMENT	3	3	0
SHORT TERM ACCOMMODATION	163	153	10
WASTE COLLECTION	2	0	2
ZONING	11	4	7
OTHER	19	4	15
TOTAL CASES	544	199 37%	345 63%



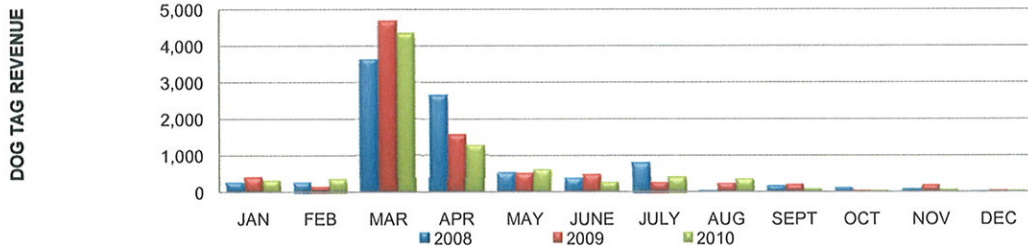


**TOWN OF THE BLUE MOUNTAINS
BY-LAW ENFORCEMENT ACTIVITY
YTD SUMMARY - DECEMBER 2010**

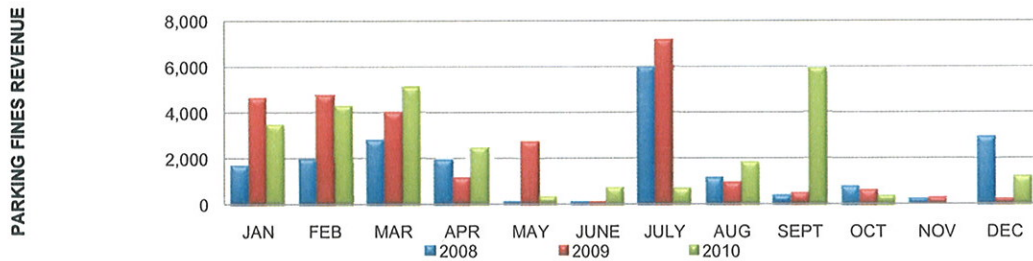
BY-LAW REVENUE

	DOG TAGS			PARKING FINES			SECURITY ALARM REGISTRATIONS		
	2008	2009	2010	2008	2009	2010	2008	2009	2010
JAN	\$ 270.00	\$ 390.00	\$ 320.00	\$ 1,654.00	\$ 4,652.00	\$ 3,487.54	\$ 750.00	\$ 1,250.00	\$ 475.00
FEB	\$ 250.00	\$ 125.00	\$ 345.00	\$ 1,946.00	\$ 4,726.45	\$ 4,284.00	\$ 350.00	\$ 675.00	\$ 1,300.00
MAR	\$ 3,620.00	\$ 4,665.00	\$ 4,340.00	\$ 2,791.00	\$ 3,999.74	\$ 5,108.00	\$ 625.00	\$ 1,325.00	\$ 50.00
1/4	\$ 4,140.00	\$ 5,180.00	\$ 5,005.00	\$ 6,391.00	\$ 13,378.19	\$ 12,879.54	\$ 1,725.00	\$ 3,250.00	\$ 1,825.00
APR	\$ 2,630.00	\$ 1,540.00	\$ 1,260.00	\$ 1,927.00	\$ 1,127.00	\$ 2,467.00	\$ 425.00	\$ 350.00	\$ 200.00
MAY	\$ 520.00	\$ 510.00	\$ 610.00	\$ 77.00	\$ 2,740.02	\$ 333.00	\$ 1,200.00	\$ 550.00	\$ 275.00
JUNE	\$ 375.00	\$ 475.00	\$ 270.00	\$ 101.00	\$ 97.00	\$ 725.00	\$ 375.00	\$ 900.00	\$ 450.00
1/2	\$ 7,665.00	\$ 7,705.00	\$ 7,145.00	\$ 8,496.00	\$ 17,342.21	\$ 16,404.54	\$ 3,725.00	\$ 5,050.00	\$ 2,750.00
JULY	\$ 755.00	\$ 270.00	\$ 405.00	\$ 5,981.56	\$ 7,188.50	\$ 648.00	\$ 275.00	\$ 100.00	\$ 225.00
AUG	\$ 30.00	\$ 240.00	\$ 350.00	\$ 1,130.00	\$ 938.00	\$ 1,830.00	\$ 525.00	\$ 877.50	\$ 250.00
SEPT	\$ 160.00	\$ 195.00	\$ 80.00	\$ 352.00	\$ 472.00	\$ 5,946.00	\$ 400.00	\$ 50.00	\$ 1,925.00
3/4	\$ 8,610.00	\$ 8,410.00	\$ 7,980.00	\$ 15,959.56	\$ 25,940.71	\$ 24,828.54	\$ 4,925.00	\$ 6,077.50	\$ 5,150.00
OCT	\$ 110.00	\$ 35.00	\$ 30.00	\$ 758.00	\$ 605.00	\$ 366.00	\$ 575.00	\$ 400.00	\$ 5,500.00
NOV	\$ 75.00	\$ 170.00	\$ 70.00	\$ 232.00	\$ 262.00	\$ -	\$ 575.00	\$ 400.00	\$ 4,475.00
DEC	\$ 15.00	\$ 40.00	\$ 25.00	\$ 2,934.00	\$ 208.00	\$ 1,175.00	\$ 325.00	\$ 525.00	\$ 1,200.00
TOTAL	\$ 8,810.00	\$ 8,655.00	\$ 8,105.00	\$ 19,883.56	\$ 27,015.71	\$ 26,369.54	\$ 6,400.00	\$ 7,402.50	\$ 16,325.00

BY-LAW REVENUE - ANIMAL CONTROL



BY-LAW REVENUE - PARKING FINES



BY-LAW REVENUE - ALARM REGISTRATIONS

