


**STAFF REPORT:**

**Planning and Building Services Department**



**REPORT TO:** Planning & Building Committee  
**MEETING DATE:** January 17, 2011  
**REPORT NO.:** B.11.02  
**SUBJECT:** Building Division Summary: 2010  
**PREPARED BY:** Greg Miller, Manager, Building & By-law/Chief Building Official

**A. Recommendations**

**THAT Council does hereby receive By-law Staff Report B.11.02, Building Division Summary: 2010.**

**B. Background**

1. A total of 469 permits were issued in 2010 with an associated construction value of \$58.9 million. The number of permits issued represents a 31% increase over 2009.
2. Of the 469 permits issued, 84 were for new dwellings representing a 25% increase over 2009.
3. The 10 year average for the period of 2001 – 2010 is:
  - 450 permits issued per year;
  - \$77.5 million in associated construction value per year; and,
  - 202 new dwellings per year.

**C. The Blue Mountains' Strategic Plan**

1. Managing growth to ensure the ongoing health and prosperity of the community.

**D. Environmental Impacts**

N/A

**E. Budget Impact**

Per contents of this report.

## **F. Attachments**

1. Monthly Building Permit Activity.

Submitted by:

---

Greg Miller, C.E.T.  
Manager, Building & By-law/CBO  
The Blue Mountains  
26 Bridge Street E.  
Box 310  
Thornbury, ON N0H 2P0  
Tel: (519) 599-3131, ext. 261  
Toll Free: 1-888-258-6867  
Fax: (519) 599-3018  
E-mail: [gmillier@thebluemountains.ca](mailto:gmillier@thebluemountains.ca)

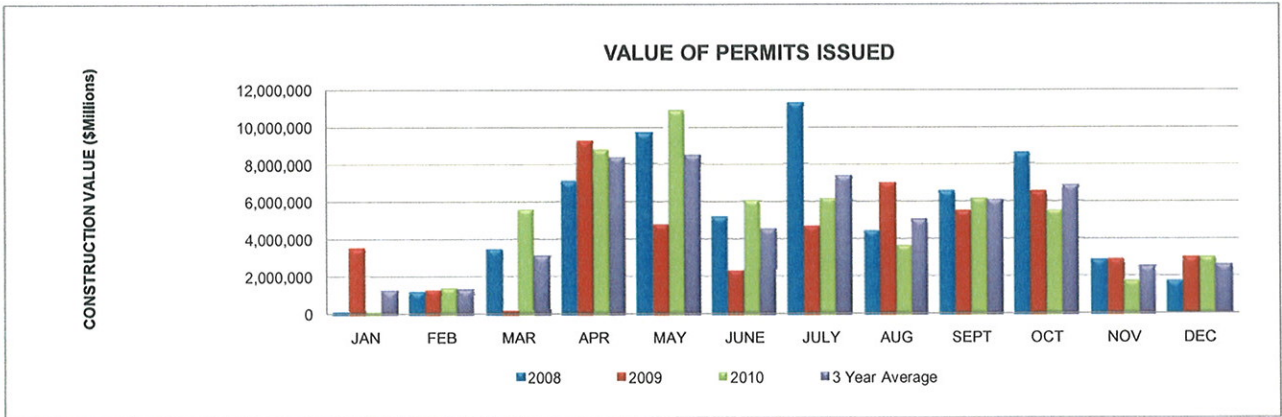
---

David Finbow  
Director, Planning & Building Services  
The Blue Mountains  
26 Bridge Street E.  
Box 310  
Thornbury, ON N0H 2P0  
Tel: (519) 599-3131, ext. 246  
Toll Free: 1-888-258-6867  
Fax: (519) 599-3018  
E-mail: [dfinbow@thebluemountains.ca](mailto:dfinbow@thebluemountains.ca)



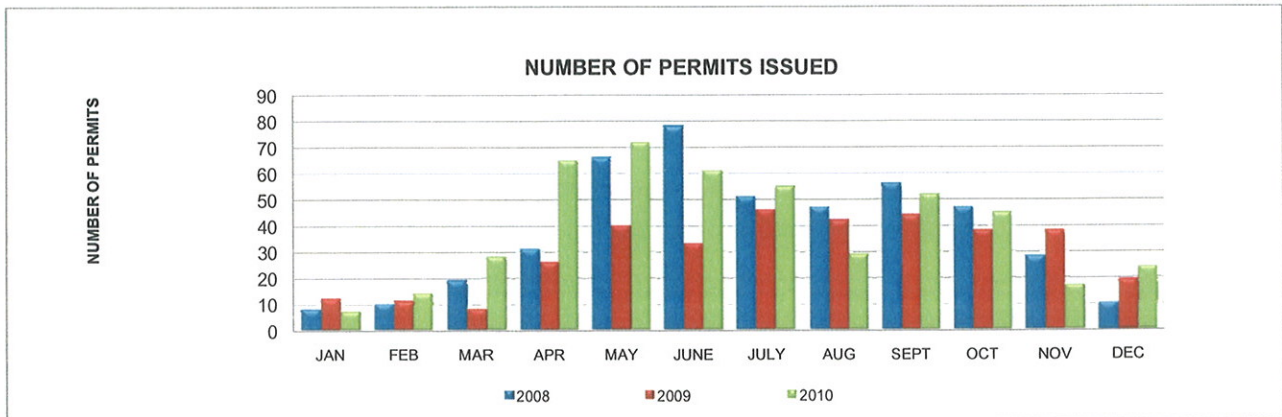
**TOWN OF THE BLUE MOUNTAINS  
MONTHLY BUILDING PERMIT ACTIVITY  
DECEMBER 2010**

	PERMITS ISSUED			DWELLING UNITS ISSUED			ESTIMATED CONSTRUCTION VALUE		
	2008	2009	2010	2008	2009	2010	2008	2009	2010
JAN	8	12	7	0	2	0	\$ 63,150.00	\$ 3,497,100.00	\$ 51,925.00
FEB	10	11	14	2	3	3	\$ 1,162,682.00	\$ 1,272,000.00	\$ 1,368,659.00
MAR	19	8	28	10	0	18	\$ 3,456,819.00	\$ 166,000.00	\$ 5,601,000.00
1/4	37	31	49	12	5	21	\$ 4,682,651.00	\$ 4,935,100.00	\$ 7,021,584.00
APR	31	26	65	8	9	10	\$ 7,088,625.00	\$ 9,228,386.25	\$ 8,740,900.00
MAY	66	40	72	15	7	6	\$ 9,666,748.00	\$ 4,767,587.00	\$ 10,894,260.00
JUNE	78	33	61	13	3	9	\$ 5,189,656.00	\$ 2,278,475.00	\$ 6,074,005.44
1/2	212	130	247	48	24	46	\$ 26,627,680.00	\$ 21,209,548.25	\$ 32,730,749.44
JULY	51	46	55	17	4	11	\$ 11,319,550.00	\$ 4,682,580.00	\$ 6,182,800.00
AUG	47	42	29	6	10	5	\$ 4,434,681.00	\$ 7,018,562.00	\$ 3,644,115.00
SEPT	56	44	52	16	9	8	\$ 6,572,675.00	\$ 5,490,491.00	\$ 6,167,900.00
3/4	366	262	383	87	47	70	\$ 48,954,586.00	\$ 38,401,181.25	\$ 48,725,564.44
OCT	47	38	45	13	10	8	\$ 8,578,119.00	\$ 6,545,048.40	\$ 5,548,000.00
NOV	28	38	17	2	6	1	\$ 2,848,180.00	\$ 2,864,900.00	\$ 1,710,200.00
DEC	10	19	24	3	4	5	\$ 1,719,153.00	\$ 2,983,500.00	\$ 2,998,825.00
YTD	451	357	469	105	67	84	\$ 62,100,038.00	\$ 50,794,629.65	\$ 58,982,589.44



**SUMMARY - PERMITS ISSUED**

MONTH	TYPE	#	EST CONSTRUCTION VALUE
Dec 2010	DWELLINGS	5	\$ 2,740,000.00
	ADD/RENOS/DECK/ACCESSORY	4	\$ 112,500.00
	DEMOLITIONS	4	\$ 49,500.00
	NON-RESIDENTIAL >250K	0	\$ -
	FARM	0	\$ -
	OTHER	11	\$ 96,825.00





**TOWN OF THE BLUE MOUNTAINS  
MONTHLY BUILDING PERMIT ACTIVITY  
DECEMBER 2010**

**BUILDING - PERMIT REVENUE**

	2008	2009	2010
JAN	\$ 6,328.07	\$ 9,270.60	\$ 2,877.66
FEB	\$ 10,920.96	\$ 3,829.96	\$ 9,317.17
MAR	\$ 19,978.46	\$ 25,476.54	\$ 49,450.40
1/4	\$ 37,227.49	\$ 38,577.10	\$ 61,645.23
APR	\$ 54,024.94	\$ 31,840.95	\$ 73,593.00
MAY	\$ 62,873.12	\$ 24,772.16	\$ 17,253.00
JUNE	\$ 39,189.37	\$ 31,920.56	\$ 50,596.00
1/2	\$ 193,314.92	\$ 127,110.77	\$ 203,087.23
JULY	\$ 56,436.72	\$ 21,514.43	\$ 48,887.00
AUG	\$ 23,951.74	\$ 43,514.74	\$ 35,000.31
SEPT	\$ 49,450.10	\$ 31,528.59	\$ 58,257.20
3/4	\$ 323,153.48	\$ 223,668.53	\$ 345,231.74
OCT	\$ 39,817.93	\$ 34,703.30	\$ 33,727.10
NOV	\$ 24,930.94	\$ 18,798.63	\$ 20,256.08
DEC	\$ 11,694.56	\$ 10,912.00	★ \$ 15,109.90
DEC	★	WATER CONN	\$ 4,500.00
DEC	★	SEWER CONN	\$ 5,580.00
DEC	★	METER ADMIN	\$ 1,530.00
DEC	★	SEPTIC PERMITS	\$ 15,825.00
DEC	★	REINSPECTION	\$ 1,750.00
DEC	★	MISC REVENUE	\$ 264.00
<b>TOTAL</b>	<b>\$ 399,596.91</b>	<b>\$ 288,082.46</b>	<b>\$ 443,773.82</b>

**BUILDING - COMPLIANCE LETTER REVENUE**

	2008	2009	2010
JAN	\$ 1,105.00	\$ 660.00	\$ 680.00
FEB	\$ 670.00	\$ 400.00	\$ 980.00
MAR	\$ 2,970.00	\$ 690.00	\$ 1,260.00
1/4	\$ 4,745.00	\$ 1,750.00	\$ 2,920.00
APR	\$ 990.00	\$ 560.00	\$ 440.00
MAY	\$ 1,620.00	\$ 1,000.00	\$ 1,500.00
JUNE	\$ 500.00	\$ 720.00	\$ 1,450.00
1/2	\$ 7,855.00	\$ 4,030.00	\$ 6,310.00
JULY	\$ 920.00	\$ 910.00	\$ 625.00
AUG	\$ 700.00	\$ 1,130.00	\$ 500.00
SEPT	\$ 780.00	\$ 960.00	\$ 975.00
3/4	\$ 10,255.00	\$ 7,030.00	\$ 8,410.00
OCT	\$ 680.00	\$ 360.00	\$ 625.00
NOV	\$ 480.00	\$ 460.00	\$ 1,800.00
DEC	\$ 320.00	\$ 730.00	\$ 300.00
<b>TOTAL</b>	<b>\$ 11,735.00</b>	<b>\$ 8,580.00</b>	<b>\$ 11,135.00</b>

★ December 2010 Revenue reflects year-end adjustments to include revenue from internal functional permits, water & sewer connections, water meter administration charges, reinspection fees, new septic and septic alteration permits.

