

This document can be made available in other accessible formats as soon as practicable and upon request

STAFF REPORT: Planning & Building Services Department



REPORT TO: Committee of The Whole
MEETING DATE: April 7, 2014
REPORT NO.: B.14.04
SUBJECT: Building Permit Activity – February 2014
PREPARED BY: Greg Miller, Manager Building & By-law Services/CBO

A. Recommendations

THAT Council receive Staff Report B.14.04 “Building Permit Activity: February 2014” for information purposes.

B. Background

February 2014 Activity:

- 2 permits issued vs. 2 during the same period in 2013;
- 0 Dwelling permits issued vs. 2 for same period in 2013;
- \$3,000.00 in construction value vs. \$990,200.00 for same period in 2013;
- \$575.00 in revenue vs. \$16,600.35 for same period in 2013;

Year To Date Activity:

- 12 permits issued vs. 18 during the same period in 2013;
- 1 Dwelling permit issued vs. 4 for same period in 2013;
- \$991,600.00 in construction value vs. \$4,380,844.00 for same period in 2013;
- \$9,759.37 in revenue vs. \$25,839.93 for same period in 2013;

C. The Blue Mountains’ Strategic Plan

“Providing a strong, well managed municipal government.”

D. Environmental Impacts

N/A

E. Financial Impact

N/A

F. In Consultation With

N/A

G. Attached

1. Permit Activity/Tables/Charts
2. Building Inspection Activity

Prepared by

Respectfully submitted

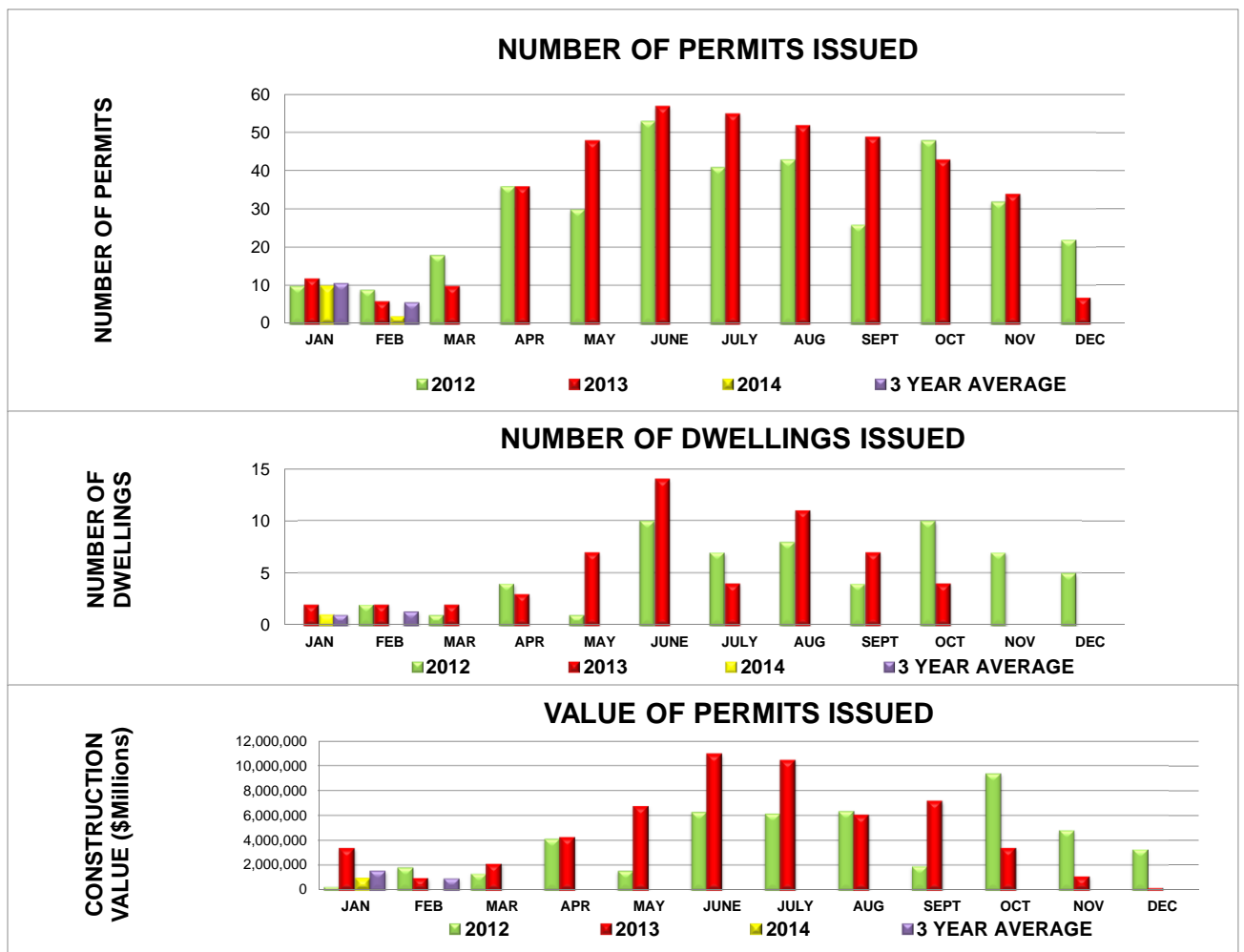
Greg Miller
Manager, Building & By-Law/CBO

David Finbow
Director, Planning & Building Services



TOWN OF THE BLUE MOUNTAINS MONTHLY BUILDING PERMIT ACTIVITY FEBRUARY 2014

	PERMITS ISSUED			DWELLING UNITS ISSUED			ESTIMATED CONSTRUCTION VALUE		
	2012	2013	2014	2012	2013	2014	2012	2013	2014
JAN	10	12	10	0	2	1	\$ 286,500.00	\$ 3,390,644.00	\$ 988,600.00
FEB	9	6	2	2	2	0	\$ 1,828,600.00	\$ 990,200.00	\$ 3,000.00
MAR	18	10		1	2		\$ 1,337,490.00	\$ 2,146,865.00	
Q1	37	28		3	6		\$ 3,452,590.00	\$ 6,527,709.00	
APR	36	36		4	3		\$ 4,150,403.37	\$ 4,285,600.00	
MAY	30	48		1	7		\$ 1,555,167.00	\$ 6,793,445.00	
JUNE	53	57		10	14		\$ 6,280,945.00	\$ 10,985,529.00	
Q2	119	141		15	24		\$ 11,986,515.37	\$ 22,064,574.00	
JULY	41	55		7	4		\$ 6,170,493.00	\$ 10,506,200.00	
AUG	43	52		8	11		\$ 6,369,450.00	\$ 6,066,210.00	
SEPT	26	49		4	7		\$ 1,927,115.00	\$ 7,204,400.00	
Q3	110	156		19	22		\$ 14,467,058.00	\$ 23,776,810.00	
OCT	48	43		10	4		\$ 9,389,700.00	\$ 3,431,390.00	
NOV	32	34		7	0		\$ 4,831,000.00	\$ 1,111,870.00	
DEC	22	7		5	0		\$ 3,287,600.00	\$ 186,000.00	
Q4	102	84		22	4		\$ 17,508,300.00	\$ 4,729,260.00	
YTD	368	409	12	59	56	1	\$ 47,414,463.37	\$ 57,098,353.00	\$ 991,600.00



SUMMARY - PERMITS ISSUED			
Feb-14	TYPE	#	EST CONSTR VALUE
	Dwelling	0	\$ -
	Add/Renos/Deck/Acc	0	\$ -
	Demolition	0	\$ -
	Non-Res >250K	0	\$ -
	Farm	0	\$ -
	Other	2	\$ 3,000.00



TOWN OF THE BLUE MOUNTAINS MONTHLY BUILDING PERMIT ACTIVITY FEBRUARY 2014

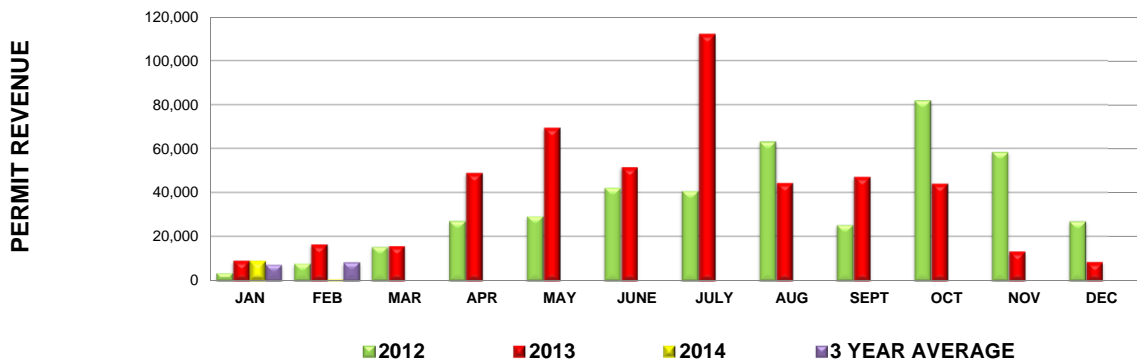
BUILDING - PERMIT & INSPECTIONS REVENUE

	2012	2013	2014
JAN	\$ 3,584.28	\$ 9,239.58	\$ 9,184.37
FEB	\$ 7,921.13	\$ 16,600.35	\$ 575.00
MAR	\$ 15,597.47	\$ 15,994.00	
Q1	\$ 27,102.88	\$ 41,833.93	
APR	\$ 27,231.55	\$ 49,245.66	
MAY	\$ 29,378.68	\$ 69,773.73	
JUNE	\$ 42,461.80	\$ 51,717.00	
Q2	\$ 99,072.03	\$ 170,736.39	
JULY	\$ 40,889.71	\$ 112,376.07	
AUG	\$ 63,366.22	\$ 44,652.88	
SEPT	\$ 25,479.75	\$ 47,387.26	
Q3	\$ 129,735.68	\$ 204,416.21	
OCT	\$ 82,135.00	\$ 44,363.69	
NOV	\$ 58,616.03	\$ 13,303.61	
DEC	\$ 27,128.81	\$ 8,569.70	
Q4	\$ 167,879.84	\$ 66,237.00	
TOTAL	423,790.43	483,223.53	9,759.37

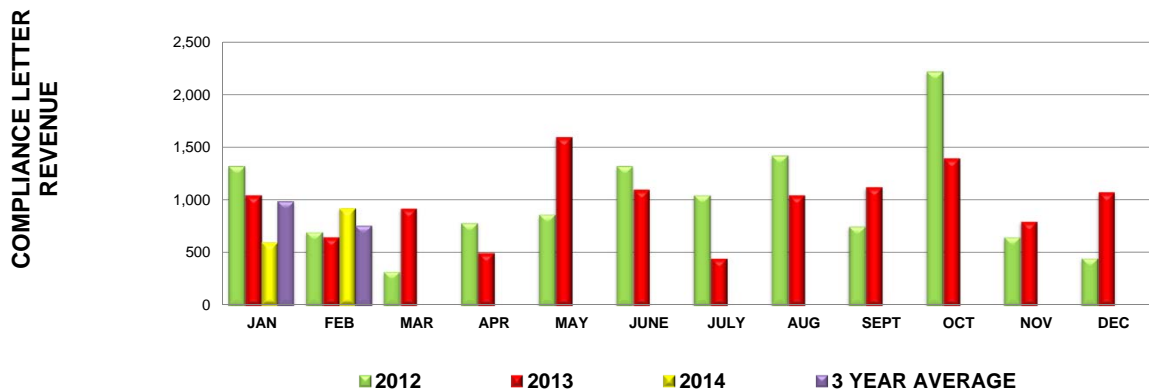
BUILDING - COMPLIANCE LETTER REVENUE

	2012	2013	2014
JAN	\$ 1,325.00	\$ 1,050.00	\$ 600.00
FEB	\$ 700.00	\$ 650.00	\$ 925.00
MAR	\$ 325.00	\$ 925.00	
Q1	\$ 2,350.00	\$ 2,625.00	
APR	\$ 785.00	\$ 500.00	
MAY	\$ 865.00	\$ 1,600.00	
JUNE	\$ 1,325.00	\$ 1,100.00	
Q2	\$ 2,975.00	\$ 3,200.00	
JULY	\$ 1,050.00	\$ 450.00	
AUG	\$ 1,425.00	\$ 1,050.00	
SEPT	\$ 750.00	\$ 1,125.00	
Q3	\$ 3,225.00	\$ 2,625.00	
OCT	\$ 2,225.00	\$ 1,400.00	
NOV	\$ 650.00	\$ 800.00	
DEC	\$ 450.00	\$ 1,075.00	
Q4	\$ 3,325.00	\$ 3,275.00	
TOTAL	11,875.00	11,725.00	1,525.00

REVENUE - BUILDING PERMITS



REVENUE - COMPLIANCE LETTERS





**TOWN OF THE BLUE MOUNTAINS
MONTHLY BUILDING PERMIT ACTIVITY
FEBRUARY 2014**

