

This document can be made available in other accessible formats as soon as practicable and upon request

STAFF REPORT: Planning & Building Services Department



REPORT TO: Committee of The Whole
MEETING DATE: January 12, 2015
REPORT NO.: B.15.01
SUBJECT: Building Permit Activity: December 2014
PREPARED BY: Greg Miller, Manager Building & By-law Services/CBO

A. Recommendations

THAT Council receive Staff Report B.15.01 “Building Permit Activity: December 2014” for information purposes.

B. Background

December 2014 Activity:

- 17 permits issued vs. 7 during the same period in 2013;
- 3 Dwelling permit issued vs. 0 for the same period in 2013;
- \$3,111,700 in construction value vs. \$186,000 for the same period in 2013; and
- \$32,697 in revenue vs. \$8,570 for the same period in 2013.

2014 Activity (to end of December):

- 448 permits issued vs. 409 during the same period in 2013;
- 71 dwelling permits issued vs. 56 for the same period in 2013;
- \$50,877,991 in construction value vs. \$57,098,353 for same period in 2013; and
- \$527,700 in revenue vs. \$483,224 for the same period in 2013.

C. The Blue Mountains’ Strategic Plan

“Providing a strong, well managed municipal government.”

D. Environmental Impacts

N/A

E. Financial Impact

Building permit revenue has increased \$44,476 or an increase of 9% year in 2014 compared to the same period in 2013.

F. In Consultation With

N/A

G. Attached

- G.1 Permit Activity/Tables/Charts
- G.2 Building Inspection Activity

Prepared by:

Respectfully Submitted by:

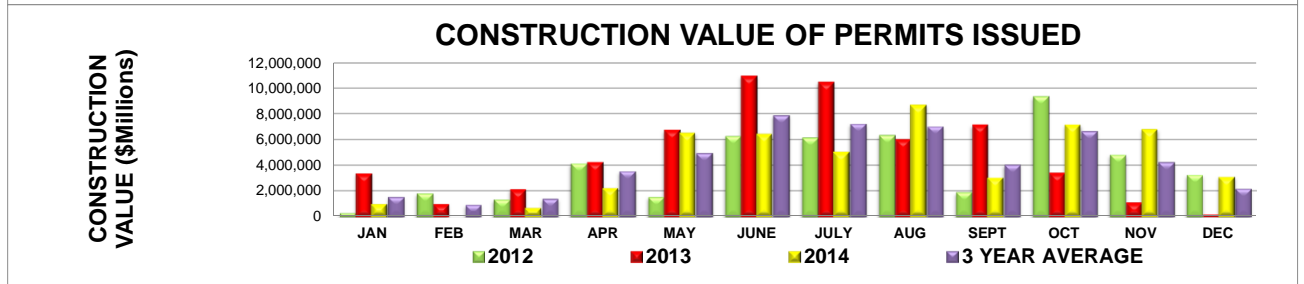
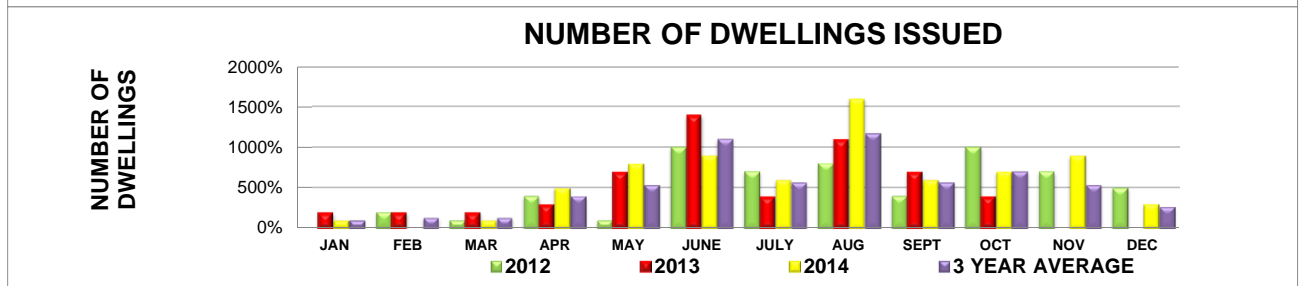
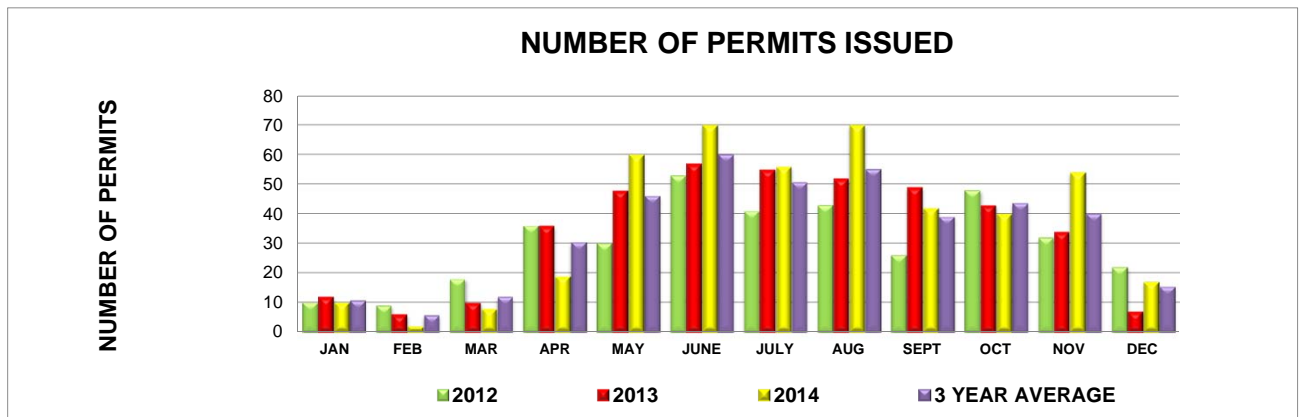
Greg Miller, C.E.T., CBCO
Manager, Building & By-law Services

Michael Benner, MCIP RPP
Director, Planning & Building Services



TOWN OF THE BLUE MOUNTAINS MONTHLY BUILDING PERMIT ACTIVITY DECEMBER 2014

	PERMITS ISSUED			DWELLING UNITS ISSUED			ESTIMATED CONSTRUCTION VALUE		
	2012	2013	2014	2012	2013	2014	2012	2013	2014
JAN	10	12	10	0	2	1	\$ 286,500.00	\$ 3,390,644.00	\$ 988,600.00
FEB	9	6	2	2	2	0	\$ 1,828,600.00	\$ 990,200.00	\$ 3,000.00
MAR	18	10	8	1	2	1	\$ 1,337,490.00	\$ 2,146,865.00	\$ 680,900.00
Q1	37	28	20	3	6	2	\$ 3,452,590.00	\$ 6,527,709.00	\$ 1,672,500.00
APR	36	36	19	4	3	5	\$ 4,150,403.37	\$ 4,285,600.00	\$ 2,251,950.00
MAY	30	48	60	1	7	8	\$ 1,555,167.00	\$ 6,793,445.00	\$ 6,554,250.00
JUNE	53	57	70	10	14	9	\$ 6,280,945.00	\$ 10,985,529.00	\$ 6,458,009.00
Q2	119	141	149	15	24	22	\$ 11,986,515.37	\$ 22,064,574.00	\$ 15,264,209.00
JULY	41	55	56	7	4	6	\$ 6,170,493.00	\$ 10,506,200.00	\$ 5,054,910.00
AUG	43	52	70	8	11	16	\$ 6,369,450.00	\$ 6,066,210.00	\$ 8,717,660.00
SEPT	26	49	42	4	7	6	\$ 1,927,115.00	\$ 7,204,400.00	\$ 3,063,470.00
Q3	110	156	168	19	22	28	\$ 14,467,058.00	\$ 23,776,810.00	\$ 16,836,040.00
OCT	48	43	40	10	4	7	\$ 9,389,700.00	\$ 3,431,390.00	\$ 7,182,450.00
NOV	32	34	54	7	0	9	\$ 4,831,000.00	\$ 1,111,870.00	\$ 6,811,092.00
DEC	22	7	17	5	0	3	\$ 3,287,600.00	\$ 186,000.00	\$ 3,111,700.00
Q4	102	84	111	22	4	19	\$ 17,508,300.00	\$ 4,729,260.00	\$ 17,105,242.00
YTD	368	409	448	59	56	71	\$ 47,414,463.37	\$ 57,098,353.00	\$ 50,877,991.00



SUMMARY - PERMITS ISSUED			
December 2014	TYPE	#	EST CONSTR VALUE
	Dwelling	3	\$ 1,794,800.00
	Add/Renos/Deck/Acc	7	\$ 268,900.00
	Demolition	0	\$ -
	Non-Res >250K	1	\$ 967,500.00
	Farm	1	\$ 15,000.00
	Other	5	\$ 65,500.00



TOWN OF THE BLUE MOUNTAINS MONTHLY BUILDING PERMIT ACTIVITY DECEMBER 2014

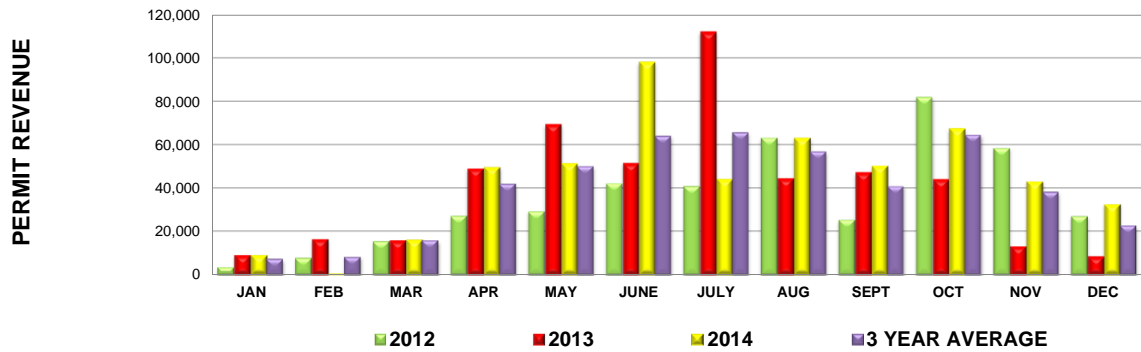
BUILDING - PERMIT & INSPECTIONS REVENUE

	2012	2013	2014
JAN	\$ 3,584.28	\$ 9,239.58	\$ 9,184.37
FEB	\$ 7,921.13	\$ 16,600.35	\$ 575.00
MAR	\$ 15,597.47	\$ 15,994.00	\$ 16,270.00
Q1	\$ 27,102.88	\$ 41,833.93	\$ 26,029.37
APR	\$ 27,231.55	\$ 49,245.66	\$ 49,869.00
MAY	\$ 29,378.68	\$ 69,773.73	\$ 51,582.46
JUNE	\$ 42,461.80	\$ 51,717.00	\$ 98,488.24
Q2	\$ 99,072.03	\$ 170,736.39	\$ 199,939.70
JULY	\$ 40,889.71	\$ 112,376.07	\$ 44,293.14
AUG	\$ 63,366.22	\$ 44,652.88	\$ 63,374.50
SEPT	\$ 25,479.75	\$ 47,387.26	\$ 50,531.48
Q3	\$ 129,735.68	\$ 204,416.21	\$ 158,199.12
OCT	\$ 82,135.00	\$ 44,363.69	\$ 67,717.53
NOV	\$ 58,616.03	\$ 13,303.61	\$ 43,117.31
DEC	\$ 27,128.81	\$ 8,569.70	\$ 32,697.08
Q4	\$ 167,879.84	\$ 66,237.00	\$ 143,531.92
TOTAL	423,790.43	483,223.53	527,700.11

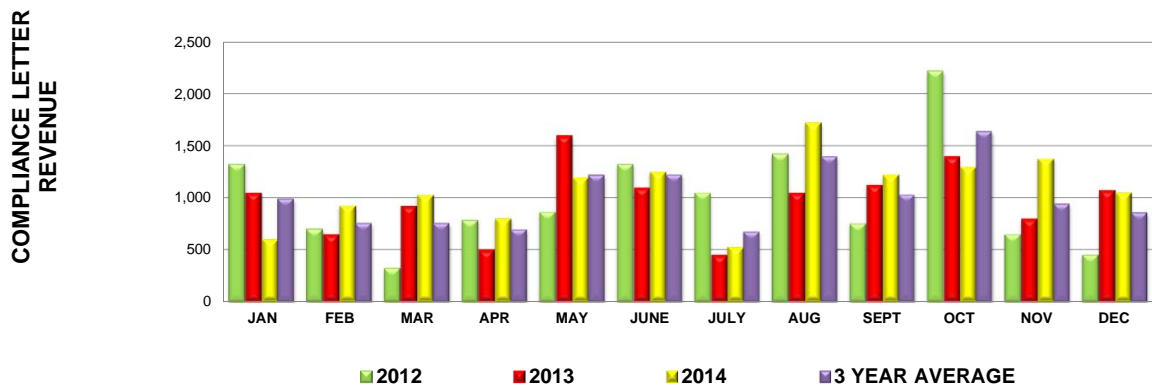
BUILDING - COMPLIANCE LETTER REVENUE

	2012	2013	2014
JAN	\$ 1,325.00	\$ 1,050.00	\$ 600.00
FEB	\$ 700.00	\$ 650.00	\$ 925.00
MAR	\$ 325.00	\$ 925.00	\$ 1,025.00
Q1	\$ 2,350.00	\$ 2,625.00	\$ 2,550.00
APR	\$ 785.00	\$ 500.00	\$ 800.00
MAY	\$ 865.00	\$ 1,600.00	\$ 1,200.00
JUNE	\$ 1,325.00	\$ 1,100.00	\$ 1,250.00
Q2	\$ 2,975.00	\$ 3,200.00	\$ 3,250.00
JULY	\$ 1,050.00	\$ 450.00	\$ 525.00
AUG	\$ 1,425.00	\$ 1,050.00	\$ 1,725.00
SEPT	\$ 750.00	\$ 1,125.00	\$ 1,225.00
Q3	\$ 3,225.00	\$ 2,625.00	\$ 3,475.00
OCT	\$ 2,225.00	\$ 67,717.53	\$ 1,300.00
NOV	\$ 650.00	\$ 800.00	\$ 1,375.00
DEC	\$ 450.00	\$ 1,075.00	\$ 1,050.00
Q4	\$ 3,325.00	\$ 3,275.00	\$ 3,725.00
TOTAL	\$ 11,875.00	\$ 11,725.00	\$ 13,000.00

REVENUE - BUILDING PERMITS

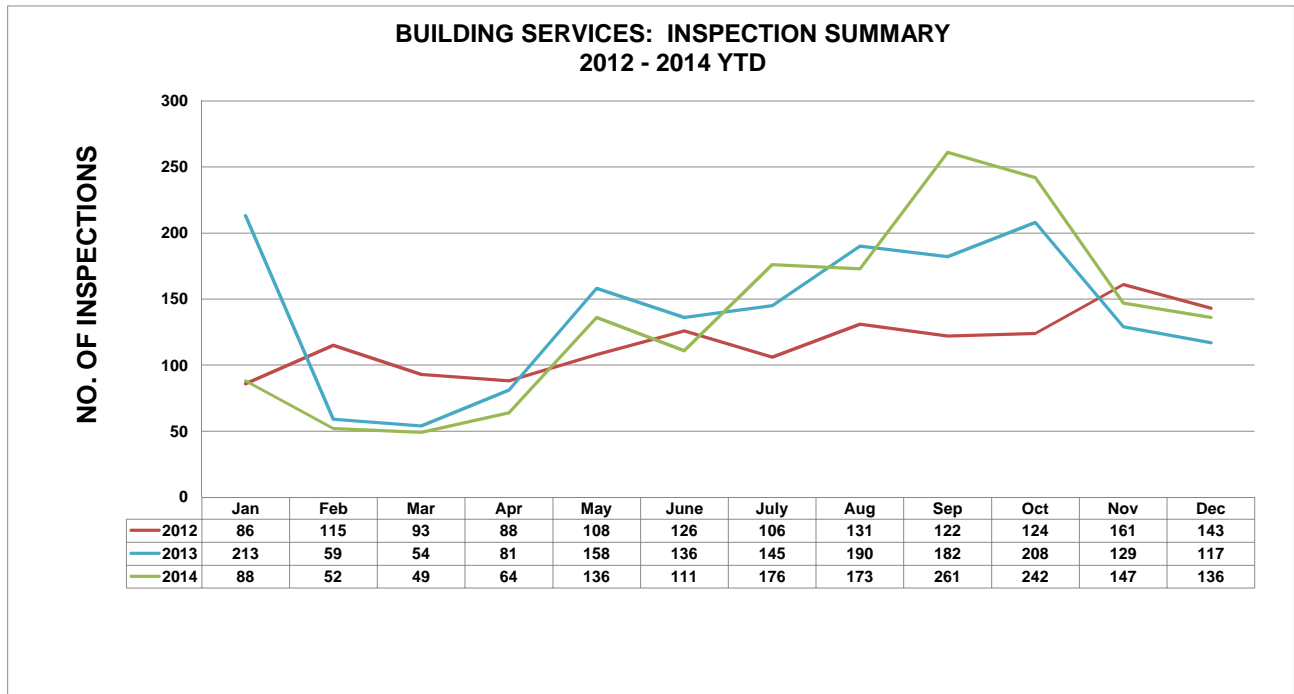


REVENUE - COMPLIANCE LETTERS





TOWN OF THE BLUE MOUNTAINS MONTHLY BUILDING PERMIT ACTIVITY DECEMBER 2014



BUILDING SERVICES: INSPECTION OUTCOMES

Reporting Period (Quarter)

		1st Quarter	2nd Quarter	3rd Quarter	4th Quarter	Total
2012	PASS	224	277	309	379	1189
	FAIL	70	45	50	49	214
2013	PASS	288	328	416	393	1425
	FAIL	38	47	101	61	247
2014	PASS	141	251	513	439	1344
	FAIL	48	60	97	86	291

