

This document can be made available in other accessible formats as soon as practicable and upon request

STAFF REPORT: Planning & Building Services Department



REPORT TO: Committee of The Whole
MEETING DATE: June 9, 2014
REPORT NO.: BL.14.19
SUBJECT: By-law Enforcement Activity – April 2014
PREPARED BY: Greg Miller, Manager, Building & By-law/CBO

A. Recommendations

THAT Council receive Staff Report BL.14.19 “By-law Enforcement Activity – April 2014” for information purposes.

B. Background

April 2014 Activity:

- By-law Customer Service Requests Received	48
- Total By-law Files Closed	27
- By-law Inspections	73

April 2014 Revenue Summary

- Fees, Charges, Admissions, Tags	\$ 0
- Sign Permits	\$ 75.00
- Parking/By-law Fines	\$ 2,580.00
- Alarm Registration Fees	\$ 185.00
- Dog Tag Revenue	\$ 1,265.00
- STA Licence Fees	\$18,000.00

TOTAL \$22,105.00

(Note: Revenue noted above is referenced from Financial & Information Technology Budget Variance Reports. Revenue noted on the spreadsheets and tables associated with this report are reflective of revenue received in the Building & By-law Services office.)

C. The Blue Mountains’ Strategic Plan

“Providing a strong, well managed municipal government.”

D. Environmental Impacts

N/A

E. Financial Impact

N/A

F. In Consultation With

N/A

G. Attached

G.1 By-law Enforcement Activity: 2014.

Prepared by:

Respectfully Submitted by:

Greg Miller
Manager, Building & By-law Services

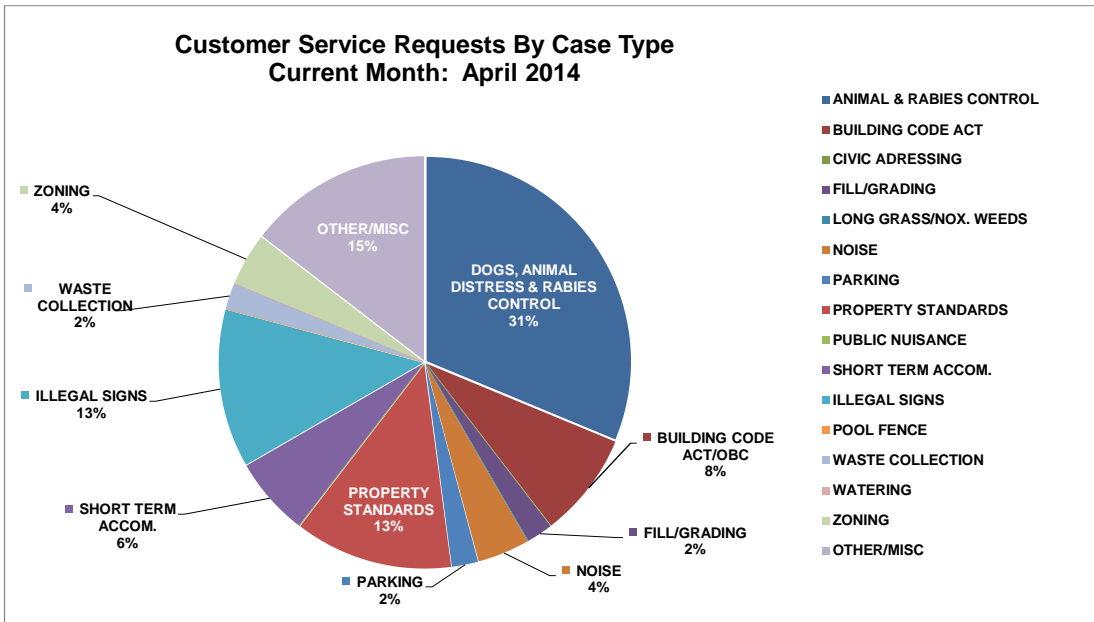
Troy Speck
CAO



TOWN OF THE BLUE MOUNTAINS
MONTHLY BY-LAW ENFORCEMENT ACTIVITY

BY-LAW SUMMARY: APRIL 2014

BY-LAW CUSTOMER SERVICE TYPE	CUSTOMER SERVICE REQUESTS		TOTAL OPEN		TOTAL CLOSED	
	Apr-2014	Apr-2013	Apr-2014	Apr-2013	Apr-2014	Apr-2013
Building Code Act/Ontario Building Code	4	5	1	1	3	4
Civic Addressing (95-35)	0	0	0	0	0	0
Deposit Ice/Snow(2004-125)	0	0	0	0	0	0
Disabled Person Parking (2004-116)	0	0	0	0	0	0
Dog Licence (2006-32)	0	0	0	0	0	0
Dogs (2006-32)	11	9	5	1	6	8
Fence (2003-14)	0	0	0	0	0	0
Fill/Grading (2002-78)	1	0	1	0	0	0
Fire Routes(2001-88)/Alarm Discharge(2005-55)	1	0	1	0	0	0
Littering (99-10)	1	0	0	0	1	0
Long Grass/Nox. Weeds (2003-25)	0	0	0	0	0	0
Municipal Works	4	1	1	0	3	1
Noise (2002-09)	2	3	1	0	1	3
Parking (2007-12) & Parking Priv. Land	1	0	0	0	1	0
Park Use (2003-69)	1	0	0	0	1	0
Property Standards (2002-18)	6	2	3	0	3	2
Public Nuisance (2004-23)	0	0	0	0	0	0
Rabies Control & Distressed Animals	4	26	1	1	3	25
Short Term Accom. (2008-12)	3	0	2	0	1	0
Sidewalk Use (2004-34)	0	0	0	0	0	0
Sign (2001-57)	6	4	4	0	2	4
Site Plan Agreement	0	0	0	0	0	0
Swimming Pool Fence (2002-08)	0	0	0	0	0	0
Tree Preservation (2010-68)	0	0	0	0	0	0
Waste Collection (16/03)	1	3	0	0	1	3
Watering (2008-02)	0	0	0	0	0	0
Zoning (83-40 & 10-77)	2	2	1	0	1	2
Miscellaneous	0	0	0	0	0	0
Total By-law Service Requests	48	55	21	3	27	52
Year over Year	-13%		43.75%	5%	56.25%	95%



Notes:

1	By-law Customer Service Requests % Incr/Decr Current Mo.	-13%	versus same period 2013
2	# Files Open @ Current Mo.End	21	# Files Closed @ Current Month End
3	Top 3 Customer Service Types	Dogs/Animal Distress 31%	Property Standards 13%
		Illegal Signs 13%	



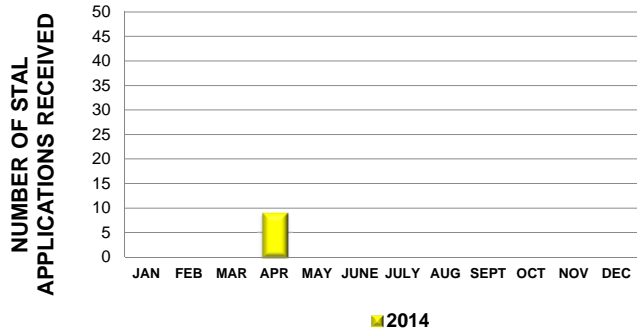
TOWN OF THE BLUE MOUNTAINS
MONTHLY BY-LAW ENFORCEMENT ACTIVITY

REVENUE SUMMARY: 2014 YTD

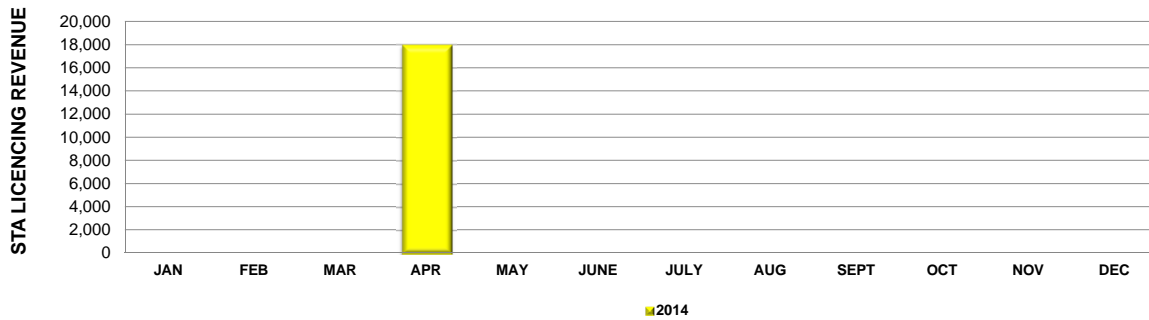
	DOG TAGS			PARKING & BY-LAW FINES			SECURITY ALARM REGISTRATIONS		
	2012	2013	2014	2012	2013	2014	2012	2013	2014
JAN	\$ 185.00	\$ 565.00	\$ 1,082.00	\$ 5,327.00	\$ 9,352.58	\$ 5,956.50	\$ 1,781.97	\$ 729.98	\$ 199.08
FEB	\$ 135.00	\$ 185.00	\$ 230.00	\$ 4,511.00	\$ 4,503.05	\$ 3,782.00	\$ 1,130.00	\$ 630.88	\$ 376.96
MAR	\$ 3,490.00	\$ 3,265.00	\$ 3,295.00	\$ 2,482.20	\$ 3,680.00	\$ 6,884.00	\$ 743.17	\$ 685.73	\$ 476.97
Q1	\$ 3,810.00	\$ 4,015.00	\$ 4,607.00	\$ 12,320.20	\$ 17,535.63	\$ 16,622.50	\$ 3,655.14	\$ 2,046.59	\$ 1,053.01
APR	\$ 1,595.00	\$ 1,625.00	\$ 1,265.00	\$ 550.00	\$ 1,224.00	\$ 2,580.00	\$ 730.89	\$ 959.82	\$ 185.00
MAY	\$ 980.00	\$ 740.00		\$ 327.40	\$ 173.00		\$ 693.33	\$ 1,128.14	
JUNE	\$ 400.00	\$ 300.00		\$ 355.00	\$ 151.00		\$ 736.66	\$ 973.00	
Q2	\$ 2,975.00	\$ 2,665.00		\$ 1,232.40	\$ 1,548.00		\$ 2,160.88	\$ 3,060.96	
JULY	\$ 390.00	\$ 480.00		\$ 13,296.00	\$ 9,114.75		\$ 1,067.44	\$ 1,408.91	
AUG	\$ 110.00	\$ 350.00		\$ 460.00	\$ 1,735.00		\$ 668.33	\$ 530.92	
SEPT	\$ 90.00	\$ 170.00		\$ 228.00	\$ 1,874.05		\$ 265.46	\$ 1,450.27	
Q3	\$ 590.00	\$ 1,000.00		\$ 13,984.00	\$ 12,723.80		\$ 2,001.23	\$ 3,390.10	
OCT	\$ 80.00	\$ 1,065.00		\$ 27.00	\$ 791.20		\$ 470.29	\$ 2,129.19	
NOV	\$ 30.00	\$ 75.00		\$ 27.00	\$ 648.35		\$ 513.22	\$ 995.43	
DEC	\$ 180.00	\$ 2,870.00		\$ 604.00	\$ 1,259.00		\$ 293.32	\$ 376.10	
Q4	\$ 290.00	\$ 4,010.00		\$ 658.00	\$ 2,698.55		\$ 1,276.83	\$ 3,500.72	
TOTAL	\$ 7,665.00	\$ 11,690.00	\$ 5,872.00	\$ 28,194.60	\$ 34,505.98	\$ 19,202.50	\$ 9,094.08	\$ 11,998.37	\$ 1,238.01

STA LICENCE FEES			
	2012	2013	2014
JAN	\$ -	\$ -	\$ -
FEB	\$ -	\$ -	\$ -
MAR	\$ -	\$ -	\$ -
Q1	\$ -	\$ -	\$ -
APR	\$ -	\$ -	\$ 18,000.00
MAY	\$ -	\$ -	
JUNE	\$ -	\$ -	
Q2			
JULY	\$ -	\$ -	
AUG	\$ -	\$ -	
SEPT	\$ -	\$ -	
Q3			
OCT	\$ -	\$ -	
NOV	\$ -	\$ -	
DEC	\$ -	\$ -	
Q4			
TOTAL			

STA LICENCE APPLICATIONS

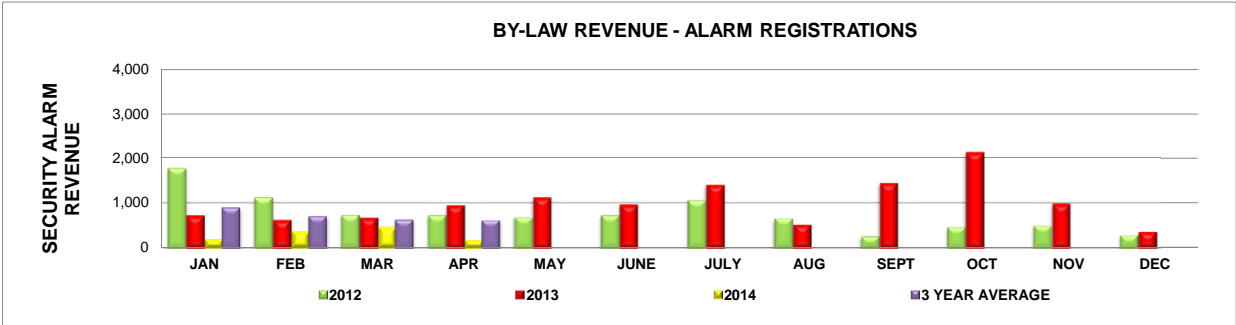
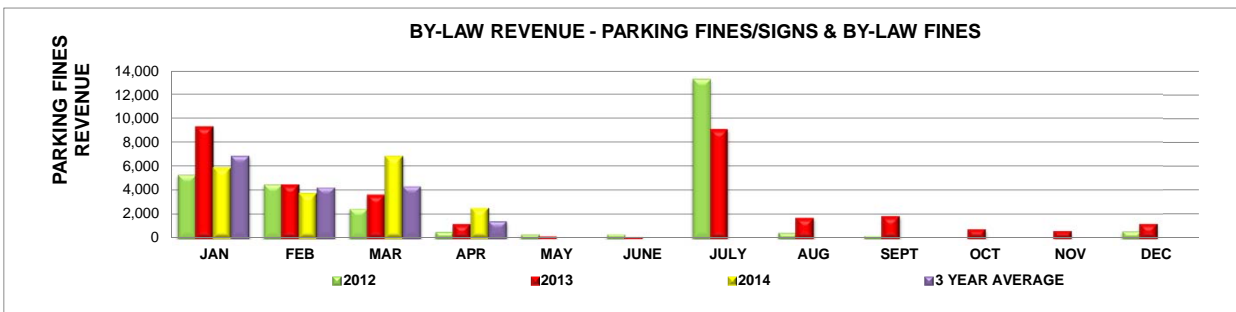
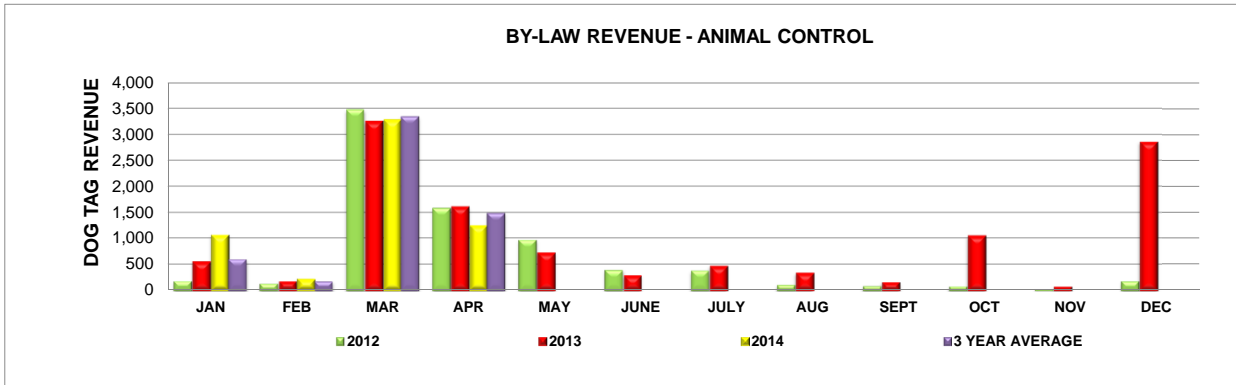


SHORT TERM ACCOMMODATION LICENCE REVENUE





TOWN OF THE BLUE MOUNTAINS
MONTHLY BY-LAW ENFORCEMENT ACTIVITY

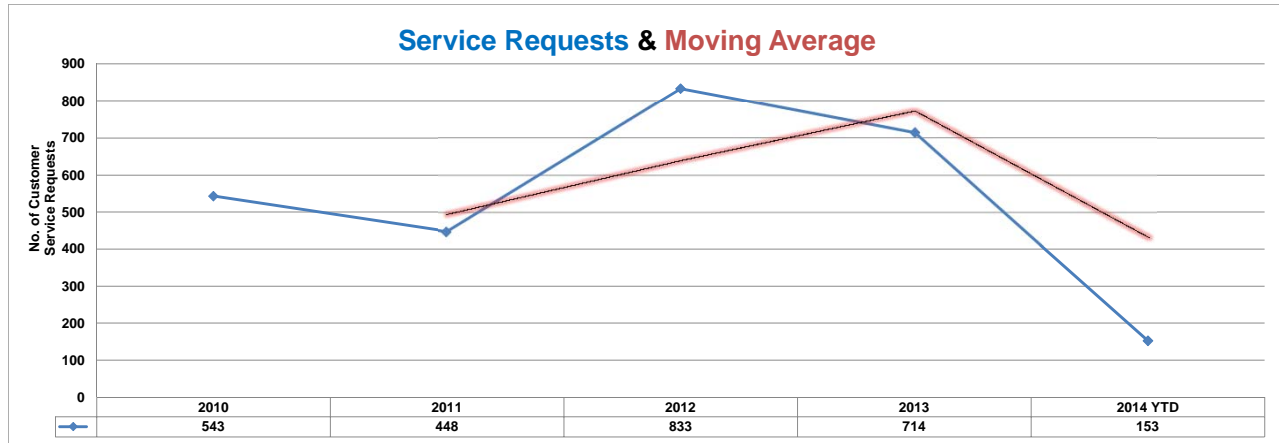




**TOWN OF THE BLUE MOUNTAINS
MONTHLY BY-LAW ENFORCEMENT ACTIVITY**

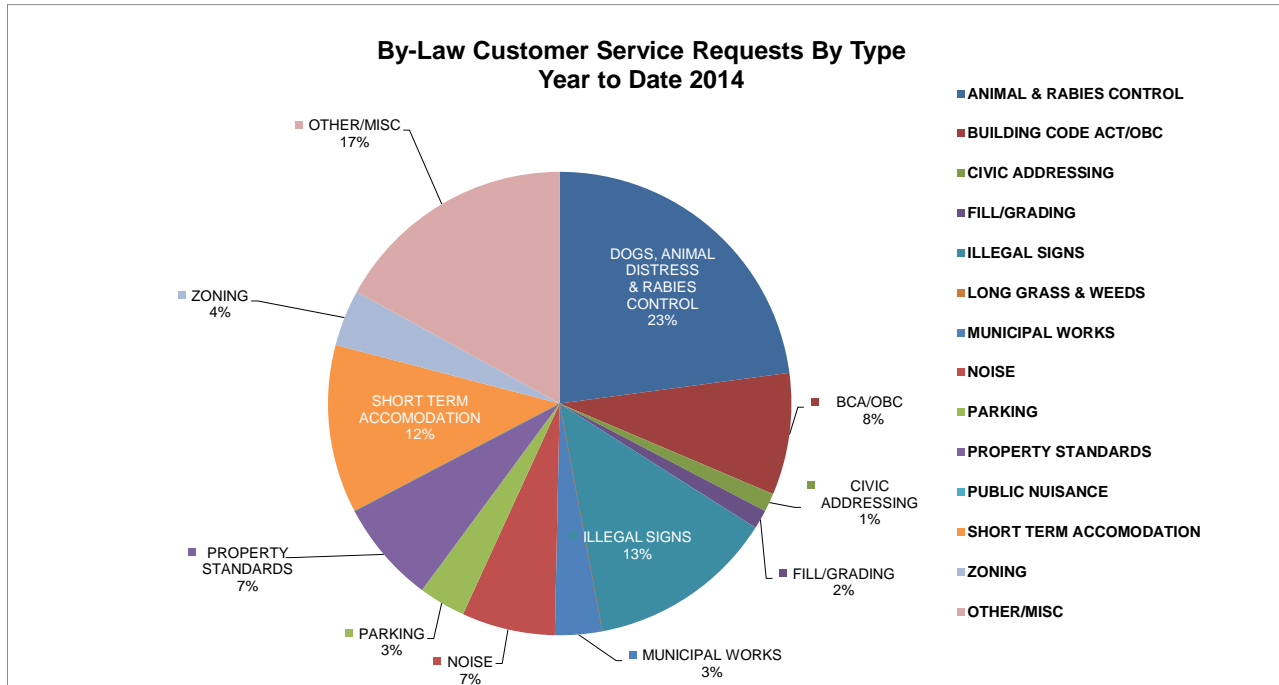
CUSTOMER SERVICE REQUESTS 5 YR VOLUME: 2010-2014 YTD

BY-LAW: CUSTOMER SERVICE ACTIVITY 2010 - 2014 YTD								
BY-LAW	2010	2011	2012	2013	2014 YTD	Year Change (%)	5 YEAR SUMMARY	
							Total	Average
Abandoned Orchards (2002-78)	4	0	0	0	0	0.0%	4	1
Ontario Building Code/BCA	49	40	67	67	13	-80.6%	236	47
Civic Addressing (2012-57)	3	12	18	15	2	-86.7%	50	10
Deposit Ice/Snow(2004-125)	18	2	4	0	0	0.0%	24	5
Disabled Person Parking (2004-116)	0	0	3	3	1	-66.7%	7	1
Dog Licence (2006-32)	1	0	0	0	0	0.0%	1	0
Dogs (2006-32)	32	73	103	90	26	-71.1%	324	65
Fence (2003-14)	7	3	2	2	0	-100.0%	14	3
Fill/Grading (2002-78)	8	9	24	10	2	-80.0%	53	11
Fire Routes (2001-88)	0	0	3	0	3	0.0%	6	1
Littering (99-10)	12	27	16	7	3	-57.1%	65	13
Long Grass/Nox. Weeds (2003-25)	98	95	77	87	0	-100.0%	357	71
Municipal Works	11	11	24	36	5	-86.1%	87	17
Noise (2002-09)	27	29	34	40	10	-75.0%	140	28
Parking (2007-12) / Park-Priv. Land	5	2	25	9	5	-44.4%	46	9
Park Use (2003-69)	0	2	0	0	1	0.0%	3	1
Property Standards (2002-18)	56	36	52	39	11	-71.8%	194	39
Public Nuisance (2004-23)	13	6	9	8	0	-100.0%	36	7
Rabies Control & Animal Distress	0	0	24	169	9	-94.7%	202	40
Short Term Accom. (2008-12)	163	31	125	28	18	-35.7%	365	73
Sidewalk Use (2004-34)	0	2	0	0	0	0.0%	2	0
Sign (2001-57)	13	35	119	42	20	-52.4%	229	46
Site Plan Agreement	3	1	2	3	1	-66.7%	10	2
Snowmobile	1	0	0	0	0	0.0%	1	0
Swimming Pool Fence (2002-08)	1	1	4	2	0	-100.0%	8	2
Tree Preservation (2010-68)	0	1	4	4	0	-100.0%	9	2
Waste Collection (16/03)	2	4	15	14	17	21.4%	52	10
Watering (2008-02)	5	4	4	4	0	-100.0%	17	3
Zoning (83-40 & 10-77)	11	22	74	35	6	-82.9%	148	30
Other	0	0	1	0	0	0.0%	1	0
TOTAL	543	448	833	714	153	-78.6%	2691	538
No. of Complaints per 1,000 Population*	79.6	65.6	122.1	104.6	22.4		394.3	78.9





TOWN OF THE BLUE MOUNTAINS
MONTHLY BY-LAW ENFORCEMENT ACTIVITY



Notes:

- 1 Year to date 2014 by-law complaints received are **31.4% lower** than the same period last year: **153** as of April 30, 2014 vs. **223** for same period 2013
- 2 **100** of the **153** complaints files have been **closed (65%)** and **53 (35.0%)** remain **open** and are still under investigation.
- 3 **The 5 year average from 2010 to 2014 YTD** is **538** complaint files per year.
- 4 **Short Term Accommodation** complaints: **12%** (18) of the total complaints (153) received in 2014 to date.



**TOWN OF THE BLUE MOUNTAINS
MONTHLY BY-LAW ENFORCEMENT ACTIVITY**

BY-LAW ENFORCEMENT: FIELD INSPECTION & COMPLIANCE SUMMARY						
	2013			2014		
	Inspections	Violation Notices & Orders Issued	POA	Inspections	Violation Notices & Orders Issued	POA
JAN	77	1	0	90	0	0
FEB	87	1	0	54	0	0
MAR	100	1	0	47	0	0
Q 1	264	3	0	191	0	0
APR	91	0	1	73	0	0
MAY	130	1	0			
JUNE	145	2	0			
Q 2	366	3	1	73	0	0
JULY	129	3	1			
AUG	82	3	0			
SEPT	136	0	0			
Q 3	347	6	1	0	0	0
OCT	51	1	0			
NOV	28	0	1			
DEC	29	0	0			
Q 4	108	1	1	0	0	0
Total	1085	13	3	264	0	0

