

This document can be made available in other accessible formats as soon as practicable and upon request

STAFF REPORT: Planning & Development Services: By-Law Services



REPORT TO: Committee of The Whole
MEETING DATE: May 16, 2016
REPORT NO.: PDS.16.59
SUBJECT: By-law Enforcement Summary: 1st Quarter 2016
PREPARED BY: Greg Miller, Manager, Building & By-law/CBO

A. Recommendations

THAT Council receive Staff Report PDS.16.59 “*By-law Enforcement Summary: 1st Quarter 2016*”, for information purposes.

B. Background

The purpose of this report is to provide Council with an update on By-law Enforcement Activity between January to the end of March 2016 (1st Quarter).

By-law Service Request Activity

- 98 By-law Customer Service Requests vs. 159 during the same period in 2015; a 38% decrease.
- 62 By-law files closed vs. 58 during the same period in 2015
- 36 of the 98 By-law files remain open vs. 101 during the same period in 2015
- The top three categories were:
Animal Control (18%), Zoning (18%) and STA (12%)

By-law Revenue

	Q1 2016 (Est)	vs	Q1 2015
▪ Sign Permits	\$ 75.00		\$ 75.00
▪ Parking/By-law Fines	\$9,019.00		\$12,818.20
▪ Security Alarm Registration Fees	\$2,046.61		\$ 1,406.94
▪ Dog Tag Revenue	\$3,710.00		\$ 4,490.00

By-law Enforcement Inspections

- 143 By-law Enforcement inspections completed vs. 199 during the same period in 2015 (28% decrease)

C. The Blue Mountains’ Strategic Plan

Goal #4 - Promote a culture of organizational and operational excellence

D. Environmental Impacts

N/A

E. Financial Impact

As highlighted in this Report

F. In Consultation With

N/A

G. Attached

G.1 By-law Enforcement Activity: January - March 2016

Prepared by:

Respectfully Submitted by:

Greg Miller, C.E.T., CBCO
Manager, Building & By-law Services

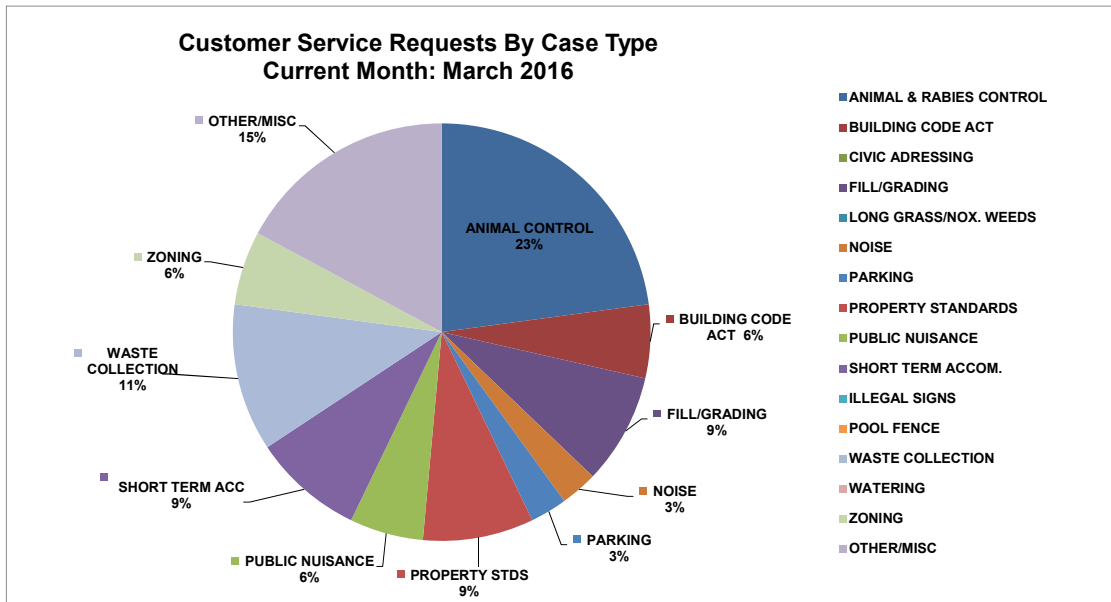
Michael Benner, MCIP RPP
Director, Planning & Building Services

(Note: Revenue noted above is referenced from Financial & Information Technology Budget Variance Reports. Revenue noted on the spreadsheets and tables associated with this report are reflective of revenue received in the Building & By-law Services office.)



BY-LAW SUMMARY: MARCH 2016

BY-LAW CUSTOMER SERVICE TYPE	CUSTOMER SERVICE REQUESTS		TOTAL OPEN		TOTAL CLOSED	
	MAR 2016	MAR 2015	MAR 2016	MAR 2015	MAR 2016	MAR 2015
Building Code Act/Ontario Building Code	2	1	2	1	0	0
Civic Addressing (95-35)	0	0	0	0	0	0
Deposit Ice/Snow(2004-125)	0	0	0	0	0	0
Disabled Person Parking (2004-116)	0	0	0	0	0	0
Dog Licence (2006-32)	0	0	0	0	0	0
Dogs (2006-32)	6	14	2	7	4	7
Fence (2003-14)	0	0	0	0	0	0
Fill/Grading (2002-78)	3	0	3	0	0	0
Fire Routes(2001-88)/Alarm Discharge(2005-55)	0	0	0	0	0	0
Littering (99-10)	0	1	0	0	0	1
Long Grass/Nox. Weeds (2003-25)	0	0	0	0	0	0
Municipal Works	0	2	0	0	0	2
Noise (2002-09)	1	3	0	1	1	2
Parking (2007-12) & Parking Priv. Land	1	6	0	6	1	0
Park Use (2003-69)	1	0	1	0	0	0
Property Standards (2002-18)	3	2	2	2	1	0
Public Nuisance (2004-23)	2	0	0	0	2	0
Rabies Control & Distressed Animals	2	1	0	0	2	1
Short Term Accom. (2008-12)	3	18	2	18	1	0
Sidewalk Use (2004-34)	0	0	0	0	0	0
Sign (2001-57)	0	10	0	9	0	1
Site Plan Agreement	0	0	0	0	0	0
Swimming Pool Fence (2002-08)	0	0	0	0	0	0
Tree Preservation (2010-68)	0	0	0	0	0	0
Waste Collection (16/03)	4	3	2	1	2	2
Watering (2008-02)	0	0	0	0	0	0
Zoning (83-40 & 10-77)	2	0	1	0	1	0
Miscellaneous incl Legal Files	5	2	5	2	0	0
Total By-law Service Requests	35	63	20	47	15	16
Year over Year		-44%	57%	75%	43%	25%



Notes:

- By-law Customer Service Requests % Increase Current Mo. **-44%** versus same period 2014
- Files Open @ Current Mo. End **20** Files Closed @ Current Month End **15**
- Top 3 Customer Service Types

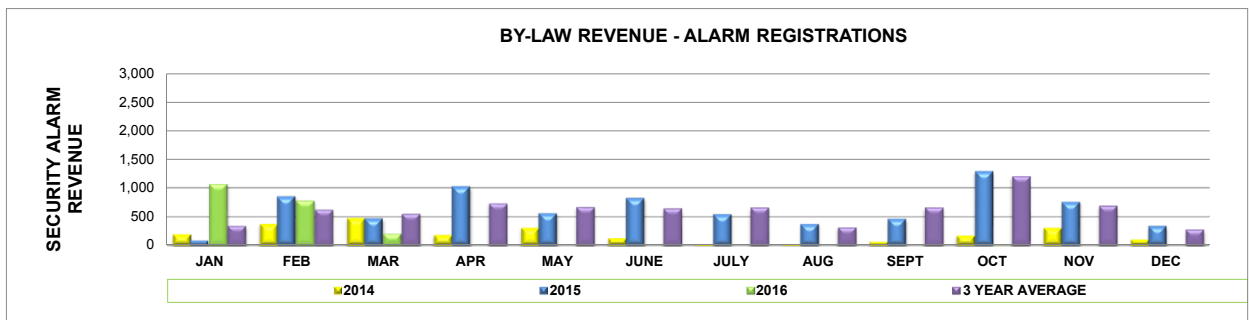
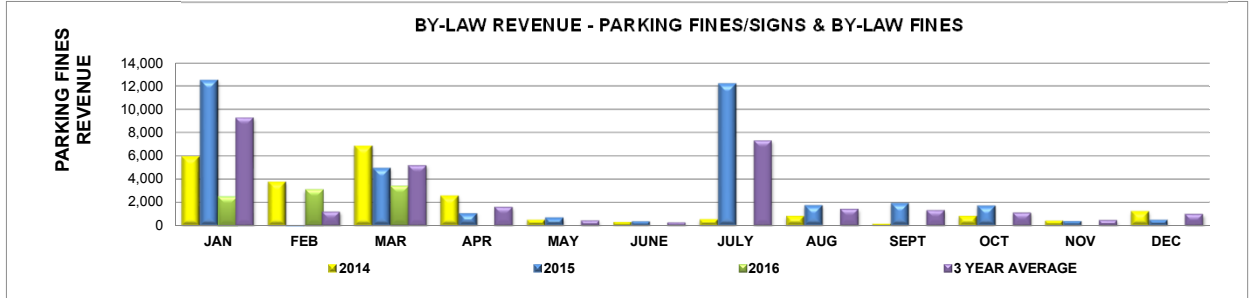
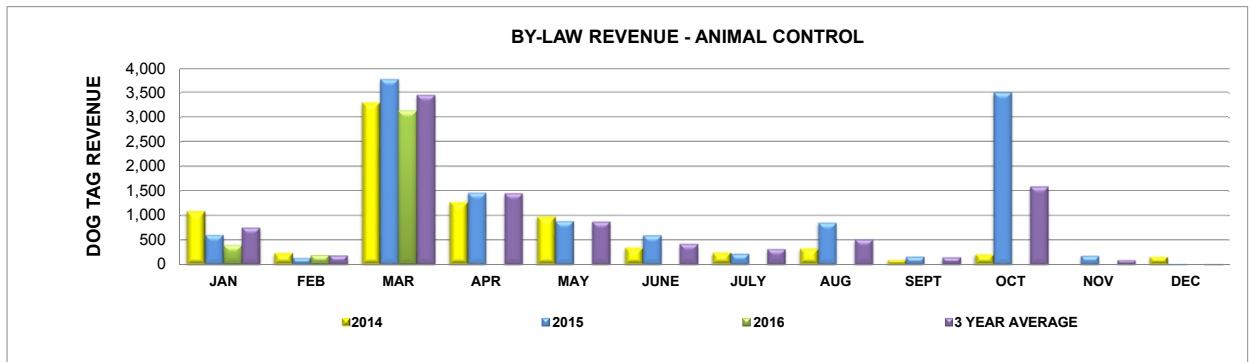
Animal Control	23%
Waste Collection	11%
Fill, Property Stds, STA	9%



TOWN OF THE BLUE MOUNTAINS
MONTHLY BY-LAW ENFORCEMENT ACTIVITY

REVENUE SUMMARY: 2014 - 2016 YTD

	DOG TAGS			PARKING & BY-LAW FINES			SECURITY ALARM REGISTRATIONS		
	2014	2015	2016	2014	2015	2016	2014	2015	2016
JAN	\$ 1,082.00	\$ 595.00	\$ 395.00	\$ 5,956.50	\$ 12,516.00	\$ 2,460.00	\$ 199.08	\$ 88.48	\$ 1,063.61
FEB	\$ 230.00	\$ 130.00	\$ 190.00	\$ 3,782.00	\$ (4,675.00)	\$ 3,129.00	\$ 376.96	\$ 848.18	\$ 778.00
MAR	\$ 3,295.00	\$ 3,765.00	\$ 3,125.00	\$ 6,884.00	\$ 4,977.20	\$ 3,430.00	\$ 476.97	\$ 470.28	\$ 205.00
Q1	\$ 4,607.00	\$ 4,490.00	\$ 3,710.00	\$ 16,622.50	\$ 12,818.20	\$ 9,019.00	\$ 1,053.01	\$ 1,406.94	\$ 2,046.61
APR	\$ 1,265.00	\$ 1,460.00		\$ 2,580.00	\$ 1,069.00		\$ 185.60	\$ 1,026.05	
MAY	\$ 970.00	\$ 880.00		\$ 498.00	\$ 711.00		\$ 309.70	\$ 559.70	
JUNE	\$ 345.00	\$ 590.00		\$ 317.00	\$ 370.00		\$ 132.72	\$ 824.25	
Q2	\$ 2,580.00	\$ 2,930.00	\$ -	\$ 3,395.00	\$ 2,150.00	\$ -	\$ 628.02	\$ 2,410.00	\$ -
JULY	\$ 235.00	\$ 215.00		\$ 570.00	\$ 12,222.00		\$ 22.12	\$ 542.45	
AUG	\$ 320.00	\$ 849.00		\$ 845.00	\$ 1,749.00		\$ 22.12	\$ 372.00	
SEPT	\$ 90.00	\$ 155.00		\$ 165.00	\$ 1,942.00		\$ 66.36	\$ 464.52	
Q3	\$ 645.00	\$ 1,219.00	\$ -	\$ 1,580.00	\$ 15,913.00	\$ -	\$ 110.60	\$ 1,378.97	\$ -
OCT	\$ 205.00	\$ 3,495.00		\$ 846.00	\$ 1,727.00		\$ 176.96	\$ 1,286.80	
NOV	\$ -	\$ 175.00		\$ 432.00	\$ 394.00		\$ 309.70	\$ 752.09	
DEC	\$ 155.00	\$ (3,310.00)		\$ 1,266.00	\$ 502.00		\$ 110.60	\$ 337.40	
Q4	\$ 360.00	\$ 360.00	\$ -	\$ 2,544.00	\$ 2,623.00	\$ -	\$ 597.26	\$ 2,376.29	\$ -
TOTAL	\$ 8,192.00	\$ 8,999.00	\$ 3,710.00	\$ 24,141.50	\$ 33,504.20	\$ 9,019.00	\$ 2,388.89	\$ 7,572.20	\$ 2,046.61

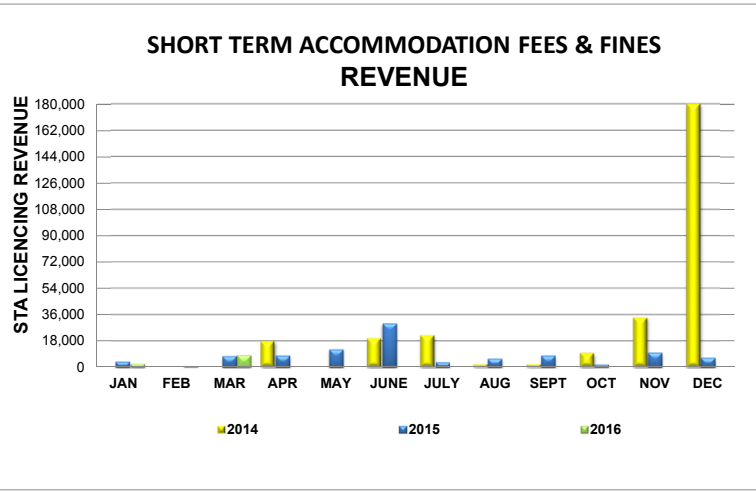




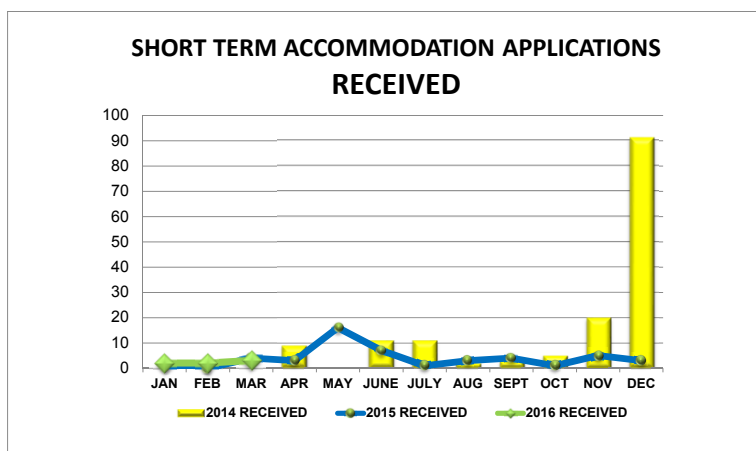
TOWN OF THE BLUE MOUNTAINS
MONTHLY BY-LAW ENFORCEMENT ACTIVITY

SHORT TERM ACCOMMODATION SUMMARY: 2014 - 2016 YTD

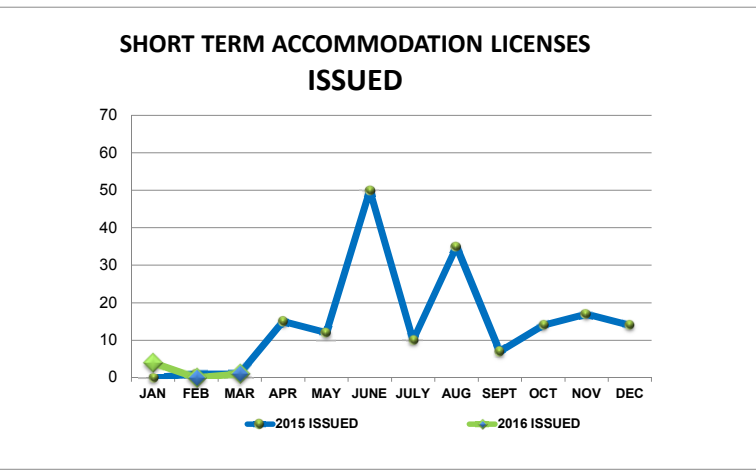
STA LICENCE FEES/APEAL FEES/FINES COLLECTED			
	2014	2015	2016
JAN	\$ -	\$ 4,000.00	\$ 2,500.00
FEB	\$ -	\$ -	\$ 1,000.00
MAR	\$ -	\$ 7,675.00	\$ 8,500.00
Q1	\$ -	\$ 11,675.00	\$ 12,000.00
APR	\$ 18,000.00	\$ 8,000.00	
MAY	\$ -	\$ 12,350.00	
JUNE	\$ 20,000.00	\$ 30,000.00	
Q2	\$ 38,000.00	\$ 50,350.00	
JULY	\$ 22,000.00	\$ 3,500.00	
AUG	\$ 2,000.00	\$ 6,000.00	
SEPT	\$ 2,000.00	\$ 8,000.00	
Q3	\$ 26,000.00	\$ 17,500.00	
OCT	\$ 10,000.00	\$ 2,000.00	
NOV	\$ 34,000.00	\$ 10,000.00	
DEC	\$ 180,000.00	\$ 6,500.00	
Q4	\$ 224,000.00	\$ 18,500.00	
TOTAL	\$ 288,000.00	\$ 98,025.00	\$ 12,000.00



STA APPLICATIONS RECEIVED			
	2014	2015	2016
JAN	0	1	2
FEB	0	0	2
MAR	0	4	3
Q1	0	5	7
APR	9	3	
MAY	0	16	
JUNE	11	7	
Q2	20	26	0
JULY	11	1	
AUG	2	3	
SEPT	3	4	
Q3	16	8	0
OCT	5	1	
NOV	20	5	
DEC	91		
Q4	116	6	0
TOTAL	152	45	7



STA LICENCES ISSUED			
	2014	2015	2016
JAN	0	0	4
FEB	0	1	0
MAR	0	1	1
Q1	0	2	5
APR	0	15	
MAY	0	12	
JUNE	0	50	
Q2	0	77	0
JULY	0	10	
AUG	0	35	
SEPT	0	7	
Q3	0	52	0
OCT	0	14	
NOV	0	17	
DEC	0	14	
Q4	0	45	0
TOTAL	0	176	5

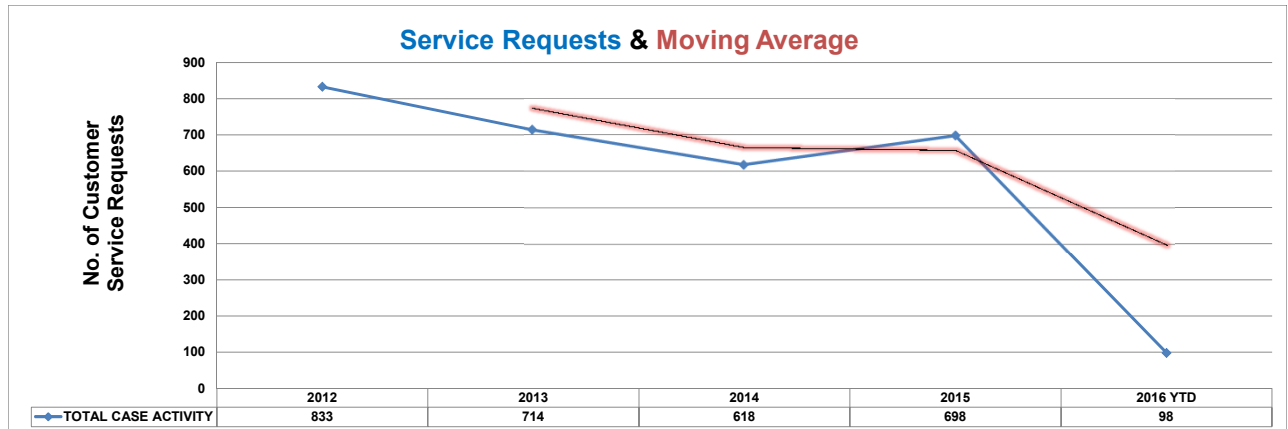




TOWN OF THE BLUE MOUNTAINS
MONTHLY BY-LAW ENFORCEMENT ACTIVITY

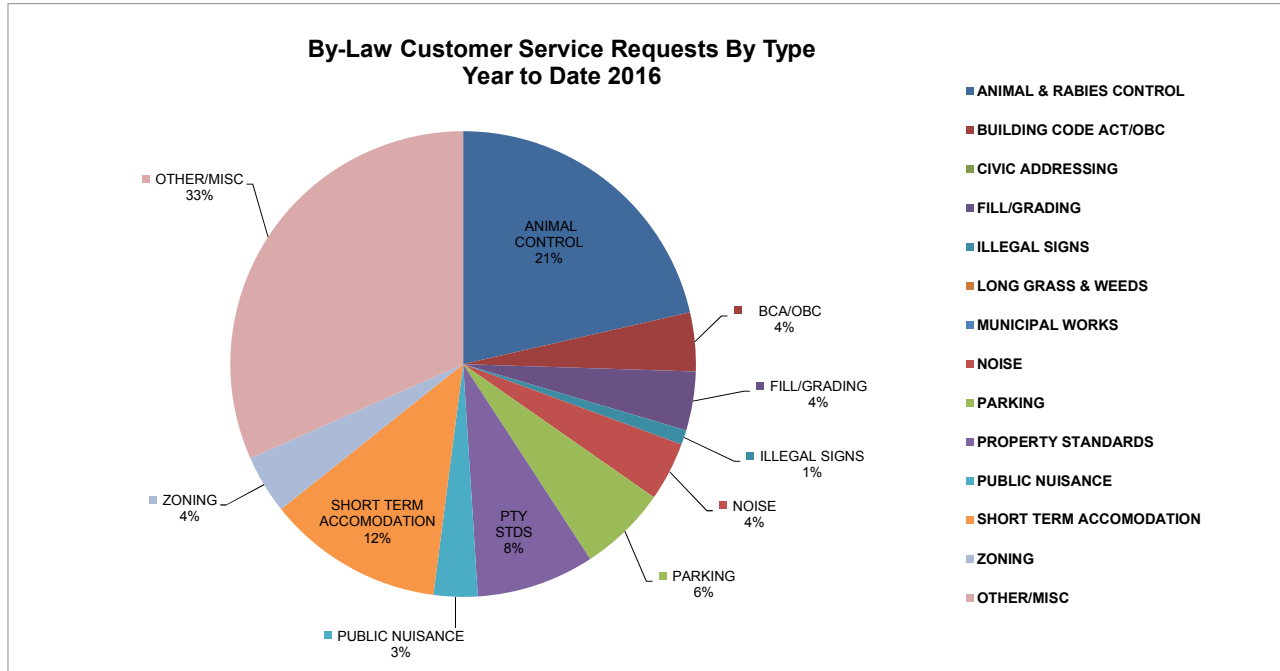
CUSTOMER SERVICE REQUESTS 5 YR VOLUME: 2012-2016 YTD

BY-LAW: CUSTOMER SERVICE ACTIVITY 2012 - 2016 YTD								
BY-LAW	2012	2013	2014	2015	2016 YTD	Year Change (%)	5 YEAR SUMMARY	
							Total	Average
Abandoned Orchards (2002-78)	0	0	1	0	0	0.0%	1	0
Ontario Building Code/BCA	67	67	87	53	4	-92.5%	278	56
Civic Addressing (2012-57)	18	15	7	2	0	0.0%	42	8
Deposit Ice/Snow(2004-125)	4	0	13	4	0	0.0%	21	4
Disabled Person Parking (2004-116)	3	3	3	0	0	0.0%	9	2
Dog Licence (2006-32)	0	0	0	0	0	0.0%	0	0
Dogs (2006-32)	103	90	64	95	18	-81.1%	370	74
Fence (2003-14)	2	2	3	4	0	-100.0%	11	2
Fill/Grading (2002-78)	24	10	3	6	4	66.7%	47	9
Fire Routes (2001-88)	3	0	3	1	0	0.0%	7	1
Littering (99-10)	16	7	17	22	3	-86.4%	65	13
Long Grass/Nox. Weeds (2003-25)	77	87	57	56	0	0.0%	277	55
Municipal Works	24	36	44	21	0	0.0%	125	25
Noise (2002-09)	34	40	34	36	4	-88.9%	148	30
Parking (2007-12) / Park-Priv. Land	25	9	11	43	6	-86.0%	94	19
Park Use (2003-69)(2015-10)	0	0	1	1	1	100.0%	3	1
Property Standards (2002-18)	52	39	50	39	8	-79.5%	188	38
Public Nuisance (2004-23)	9	8	7	12	3	25.0%	39	8
Rabies Control & Animal Distress	24	169	17	14	3	-78.6%	227	45
Short Term Accom. (2008-12)	125	28	91	154	12	-92.2%	410	82
Sidewalk Use (2004-34)	0	0	0	0	0	0.0%	0	0
Sign (2001-57)	119	42	39	64	1	1.6%	265	53
Site Plan Agreement	2	3	3	1	0	0.0%	9	2
Snowmobile	0	0	0	0	0	0.0%	0	0
Swimming Pool Fence (2002-08)	4	2	0	1	0	0.0%	7	1
Tree Preservation (2010-68)	4	4	1	0	0	0.0%	9	2
Waste Collection (16/03)	15	14	32	23	9	-60.9%	93	19
Watering (2008-02)	4	4	2	1	0	0.0%	11	2
Zoning (83-40 & 10-77)	74	35	24	21	4	-81.0%	158	32
Other	1	0	4	24	18	-25.0%	47	9
TOTAL CASE ACTIVITY	833	714	618	698	98	-86.0%	2961	592.2
No. of Complaints per 1,000 Population*	122.1	104.6	90.5	102.3	14.4		433.8	





TOWN OF THE BLUE MOUNTAINS
MONTHLY BY-LAW ENFORCEMENT ACTIVITY

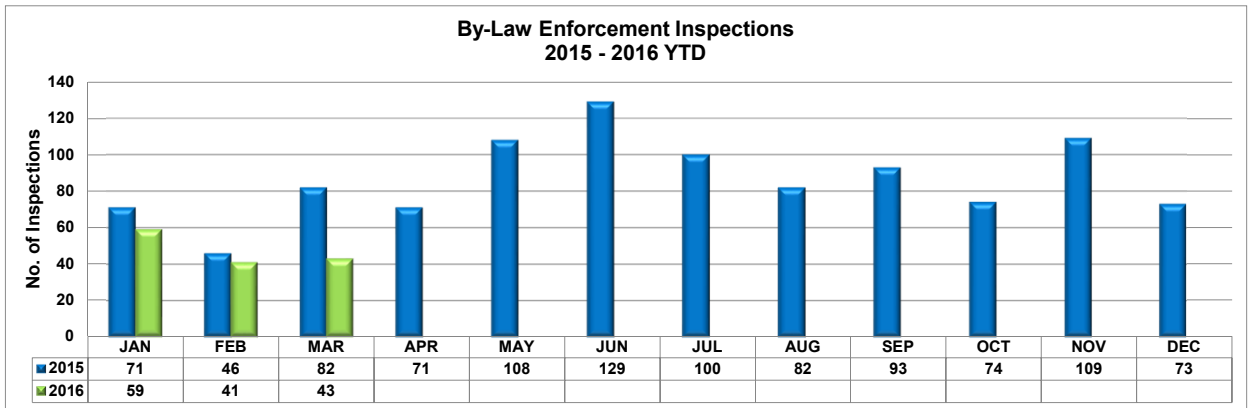


- 1 2016 Year-to-date by-law complaints received are higher/lower than the same period last year
 vs.
- 2 53 of the 98 complaints files to-date have been **closed (54%)** and 45 (**46%**) remain **open** and are still under investigation.
- 3 The 5 year average from 2011 to 2015 YTD: complaint files per year.
- 4 Short Term Accommodation complaints YTD: or of total YTD:



TOWN OF THE BLUE MOUNTAINS
MONTHLY BY-LAW ENFORCEMENT ACTIVITY

BY-LAW ENFORCEMENT: FIELD INSPECTION & COMPLIANCE SUMMARY						
	2015			2016		
	Inspections	Violation Notices & Orders Issued	POA	Inspections	Violation Notices & Orders Issued	POA
JAN	71	3	0	59	0	5
FEB	46	0	0	41	0	1
MAR	82	1	0	43	0	2
Q 1	199	4	0	143	0	8
APR	71	0	3			
MAY	108	0	0			
JUNE	129	0	1			
Q 2	308	0	4	0	0	0
JULY	100	1	2			
AUG	82	7	2			
SEPT	93	17	4			
Q 3	275	25	8	0	0	0
OCT	74	3	1			
NOV	109	0	7			
DEC	73	0	1			
Q 4	256	3	9	0	0	0
Total	1038	32	21	143	0	8





**TOWN OF THE BLUE MOUNTAINS
MONTHLY BY-LAW ENFORCEMENT ACTIVITY**

2015 YTD - REPORTED EVERY QUARTER

Ending 1st Quarter: March 31, 2016

Animal & Rabies Control					
Case Type					Total
	1st	2nd	3rd	4th	
Dog at Large	11				11
Dog Attack					0
Dog Bite Incidents	1				1
Dog Missing	1				1
Dog Off Leash	3				3
Dog Tag					0
Animal Distress/Rabies Control					0
General (including Feral Cats)	2				2
Total Cases	18	0	0	0	18
Property Standards					
Case Type					Total
	1st	2nd	3rd	4th	
Refuse					0
General					0
Drainage	2				2
Septic Maint.					0
Property Condition	6				6
Unsafe Condition					0
Total Cases	8	0	0	0	8
Long Grass & Noxious Weeds					
Case Type					Total
	1st	2nd	3rd	4th	
Long Grass					0
Giant Hog Weed					0
Wild Chervill					0
Poison Ivy					0
Other					0
Total Cases	0	0	0	0	0
Illegal Signs					
Case Type					Total
	1st	2nd	3rd	4th	
Ground Signs	1				1
Billboard Signs					0
Hydro Pole/Pole Signage					0
Real Estate					0
Portable					0
General					0
Total Cases	1	0	0	0	1
Noise					
Case Type					Total
	1st	2nd	3rd	4th	
Animal Noise (Barking, etc)					0
Vehicle Noise					0
Construction Noise	1				1
Licensed Establishment/STA	3				3
General					0
Total Cases	4	0	0	0	4



**TOWN OF THE BLUE MOUNTAINS
MONTHLY BY-LAW ENFORCEMENT ACTIVITY**

Ontario Building Code (OBC)/Building Code Act (BCA)					
Case Type					Total
	1st	2nd	3rd	4th	
Construction: No Permit	3				3
Change of Use: No Permit					0
Unsafe Condition	2				2
Ontario Building Code					0
General					0
Total Cases	5	0	0	0	5
Zoning By-Law					
Case Type					Total
	1st	2nd	3rd	4th	
Non-Permitted Use	1				1
Setbacks/Encroachment	2				2
General	1				1
Total Cases	4	0	0	0	4
Waste Collection & Littering					
Case Type					Total
	1st	2nd	3rd	4th	
Garbage (Littering)	3				3
Garbage on ROW	3				3
Garbage Storage	3				3
Total Cases	9	0	0	0	9
Parking (not including PINS issued)					
Case Type					Total
	1st	2nd	3rd	4th	
Overnight Parking					0
Accessible Parking	1				1
Parking on Street Issues	4				4
Parking on Private Prop.					0
General	1				1
Total Cases	6	0	0	0	6
Municipal Works (ROW)					
Case Type					Total
	1st	2nd	3rd	4th	
Deposit of Ice/Snow					0
Municipal Works: No Permit					0
ROW: Prohibited Storage					0
General					0
Total Cases	0	0	0	0	0
Fill & Grading					
Case Type					Total
	1st	2nd	3rd	4th	
Drainage	3				3
Altering Grade: No Permit					0
General	1				1
Total Cases	4	0	0	0	4
Civic Addressing					
Case Type					Total
	1st	2nd	3rd	4th	
Civic Address: Not Posted					0
Damaged/Vandalism					0
General					0
Total Cases	0	0	0	0	0
Public Nuisance					
Case Type					Total
	1st	2nd	3rd	4th	
Open Burning, Smoke	3				3
Disturbance					0
General					0
Total Cases	3	0	0	0	3
Miscellaneous					
Case Type					Total
	1st	2nd	3rd	4th	
General					0
Legal Files for Prosecution	18				18
Total Cases	18	0	0	0	18