

This document can be made available in other accessible formats as soon as practicable and upon request

STAFF REPORT: Planning & Building Services Department



REPORT TO: Committee of The Whole
MEETING DATE: June 9, 2014
REPORT NO.: B.14.06
SUBJECT: Building Permit Activity – April 2014
PREPARED BY: Grey Miller, Manager Building & By-law Services/CBO

A. Recommendations

Report THAT Council receive Staff Report B.14.06 “Building Permit Activity: April 2014” for information purposes.

B. Background

April 2014 Activity:

- 19 permits issued vs. 36 during the same period in 2013;
- 5 Dwelling permits issued vs. 3 for the same period in 2013;
- \$2,251,950.00 in construction value vs. \$4,285,600.00 for same period in 2013;
- \$49,469.00 in revenue vs. \$49,245.66 for same period in 2013.

Year To Date Activity:

- 39 permits issues vs. 64 during the same period in 2013;
- 7 Dwelling permits issued vs. 96 for same period in 2013;
- \$3,924,450.00 in construction value vs. \$10,813,309.00 for same period in 2013;
- \$75,898.37 in revenue vs. \$91,079.53 for same period in 2013.

C. The Blue Mountains’ Strategic Plan

“Providing a strong, well managed municipal government.”

D. Environmental Impacts

N/A

E. Financial Impact

N/A

F. In Consultation With

N/A

G. Attached

G.1 Permit Activity/Tables/Charts

G.2 Building Inspection Activity

Prepared by:

Respectfully submitted by:

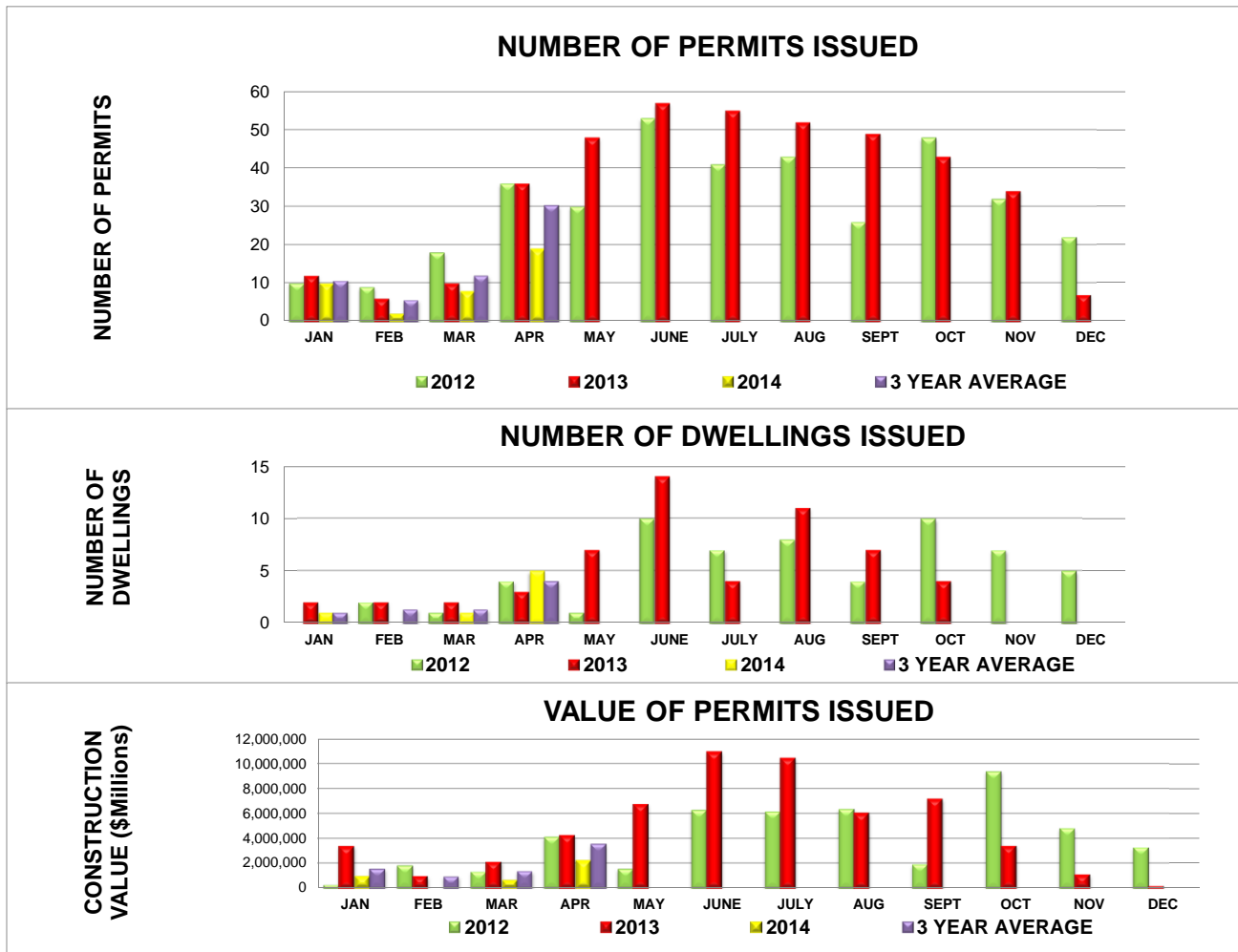
Greg Miller
Manager, Building & By-law/CBO

Troy Speck
CAO



TOWN OF THE BLUE MOUNTAINS MONTHLY BUILDING PERMIT ACTIVITY APRIL 2014

| | PERMITS ISSUED | | | DWELLING UNITS ISSUED | | | ESTIMATED CONSTRUCTION VALUE | | |
|------|----------------|------|------|-----------------------|------|------|------------------------------|------------------|-----------------|
| | 2012 | 2013 | 2014 | 2012 | 2013 | 2014 | 2012 | 2013 | 2014 |
| JAN | 10 | 12 | 10 | 0 | 2 | 1 | \$ 286,500.00 | \$ 3,390,644.00 | \$ 988,600.00 |
| FEB | 9 | 6 | 2 | 2 | 2 | 0 | \$ 1,828,600.00 | \$ 990,200.00 | \$ 3,000.00 |
| MAR | 18 | 10 | 8 | 1 | 2 | 1 | \$ 1,337,490.00 | \$ 2,146,865.00 | \$ 680,900.00 |
| Q1 | 37 | 28 | 20 | 3 | 6 | 2 | \$ 3,452,590.00 | \$ 6,527,709.00 | \$ 1,672,500.00 |
| APR | 36 | 36 | 19 | 4 | 3 | 5 | \$ 4,150,403.37 | \$ 4,285,600.00 | \$ 2,251,950.00 |
| MAY | 30 | 48 | | 1 | 7 | | \$ 1,555,167.00 | \$ 6,793,445.00 | |
| JUNE | 53 | 57 | | 10 | 14 | | \$ 6,280,945.00 | \$ 10,985,529.00 | |
| Q2 | 119 | 141 | | 15 | 24 | | \$ 11,986,515.37 | \$ 22,064,574.00 | |
| JULY | 41 | 55 | | 7 | 4 | | \$ 6,170,493.00 | \$ 10,506,200.00 | |
| AUG | 43 | 52 | | 8 | 11 | | \$ 6,369,450.00 | \$ 6,066,210.00 | |
| SEPT | 26 | 49 | | 4 | 7 | | \$ 1,927,115.00 | \$ 7,204,400.00 | |
| Q3 | 110 | 156 | | 19 | 22 | | \$ 14,467,058.00 | \$ 23,776,810.00 | |
| OCT | 48 | 43 | | 10 | 4 | | \$ 9,389,700.00 | \$ 3,431,390.00 | |
| NOV | 32 | 34 | | 7 | 0 | | \$ 4,831,000.00 | \$ 1,111,870.00 | |
| DEC | 22 | 7 | | 5 | 0 | | \$ 3,287,600.00 | \$ 186,000.00 | |
| Q4 | 102 | 84 | | 22 | 4 | | \$ 17,508,300.00 | \$ 4,729,260.00 | |
| YTD | 368 | 409 | 39 | 59 | 56 | 7 | \$ 47,414,463.37 | \$ 57,098,353.00 | \$ 3,924,450.00 |



| SUMMARY - PERMITS ISSUED | | | |
|--------------------------|--------------------|---|------------------|
| April 2014 | TYPE | # | EST CONSTR VALUE |
| | Dwelling | 5 | \$ 1,856,300.00 |
| | Add/Renos/Deck/Acc | 6 | \$ 327,000.00 |
| | Demolition | 0 | \$ - |
| | Non-Res >250K | 0 | \$ - |
| | Farm | 1 | \$ 47,000.00 |
| | Other | 7 | \$ 21,650.00 |



TOWN OF THE BLUE MOUNTAINS MONTHLY BUILDING PERMIT ACTIVITY APRIL 2014

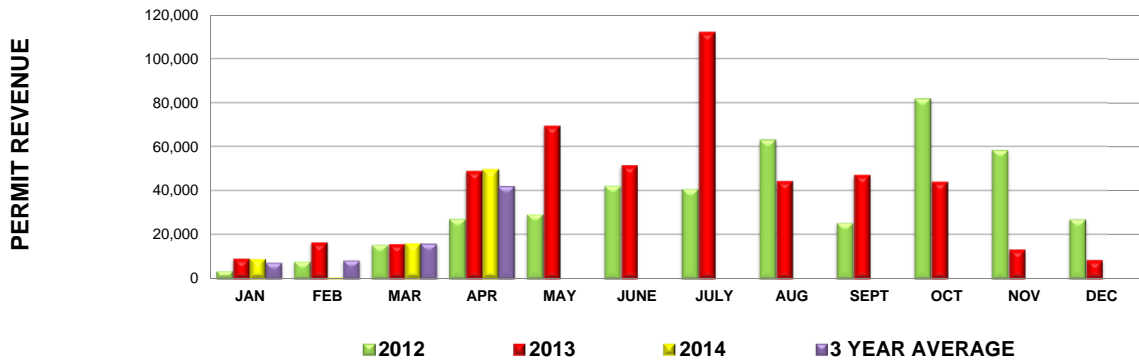
BUILDING - PERMIT & INSPECTIONS REVENUE

| | 2012 | 2013 | 2014 |
|--------------|-------------------|-------------------|------------------|
| JAN | \$ 3,584.28 | \$ 9,239.58 | \$ 9,184.37 |
| FEB | \$ 7,921.13 | \$ 16,600.35 | \$ 575.00 |
| MAR | \$ 15,597.47 | \$ 15,994.00 | \$ 16,270.00 |
| Q1 | \$ 27,102.88 | \$ 41,833.93 | \$ 26,029.37 |
| APR | \$ 27,231.55 | \$ 49,245.66 | \$ 49,869.00 |
| MAY | \$ 29,378.68 | \$ 69,773.73 | |
| JUNE | \$ 42,461.80 | \$ 51,717.00 | |
| Q2 | \$ 99,072.03 | \$ 170,736.39 | |
| JULY | \$ 40,889.71 | \$ 112,376.07 | |
| AUG | \$ 63,366.22 | \$ 44,652.88 | |
| SEPT | \$ 25,479.75 | \$ 47,387.26 | |
| Q3 | \$ 129,735.68 | \$ 204,416.21 | |
| OCT | \$ 82,135.00 | \$ 44,363.69 | |
| NOV | \$ 58,616.03 | \$ 13,303.61 | |
| DEC | \$ 27,128.81 | \$ 8,569.70 | |
| Q4 | \$ 167,879.84 | \$ 66,237.00 | |
| TOTAL | 423,790.43 | 483,223.53 | 75,898.37 |

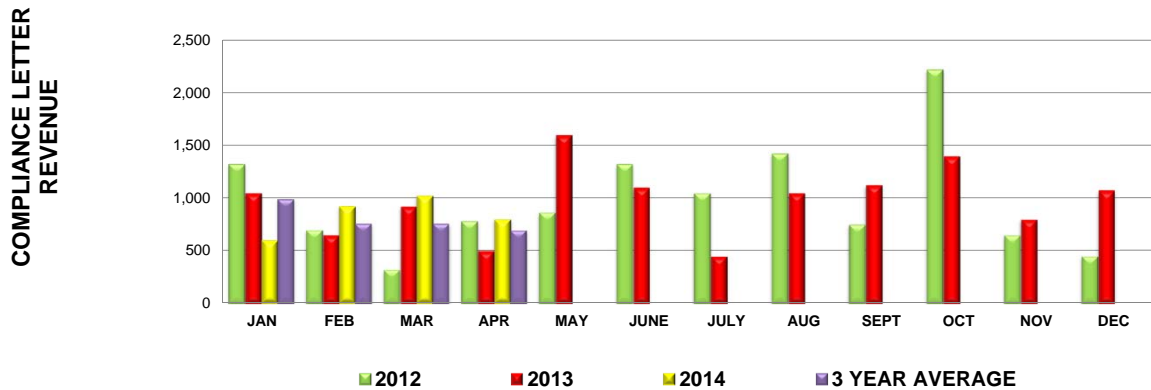
BUILDING - COMPLIANCE LETTER REVENUE

| | 2012 | 2013 | 2014 |
|--------------|---------------------|---------------------|--------------------|
| JAN | \$ 1,325.00 | \$ 1,050.00 | \$ 600.00 |
| FEB | \$ 700.00 | \$ 650.00 | \$ 925.00 |
| MAR | \$ 325.00 | \$ 925.00 | \$ 1,025.00 |
| Q1 | \$ 2,350.00 | \$ 2,625.00 | \$ 2,550.00 |
| APR | \$ 785.00 | \$ 500.00 | \$ 800.00 |
| MAY | \$ 865.00 | \$ 1,600.00 | |
| JUNE | \$ 1,325.00 | \$ 1,100.00 | |
| Q2 | \$ 2,975.00 | \$ 3,200.00 | |
| JULY | \$ 1,050.00 | \$ 450.00 | |
| AUG | \$ 1,425.00 | \$ 1,050.00 | |
| SEPT | \$ 750.00 | \$ 1,125.00 | |
| Q3 | \$ 3,225.00 | \$ 2,625.00 | |
| OCT | \$ 2,225.00 | \$ 1,400.00 | |
| NOV | \$ 650.00 | \$ 800.00 | |
| DEC | \$ 450.00 | \$ 1,075.00 | |
| Q4 | \$ 3,325.00 | \$ 3,275.00 | |
| TOTAL | \$ 11,875.00 | \$ 11,725.00 | \$ 3,350.00 |

REVENUE - BUILDING PERMITS

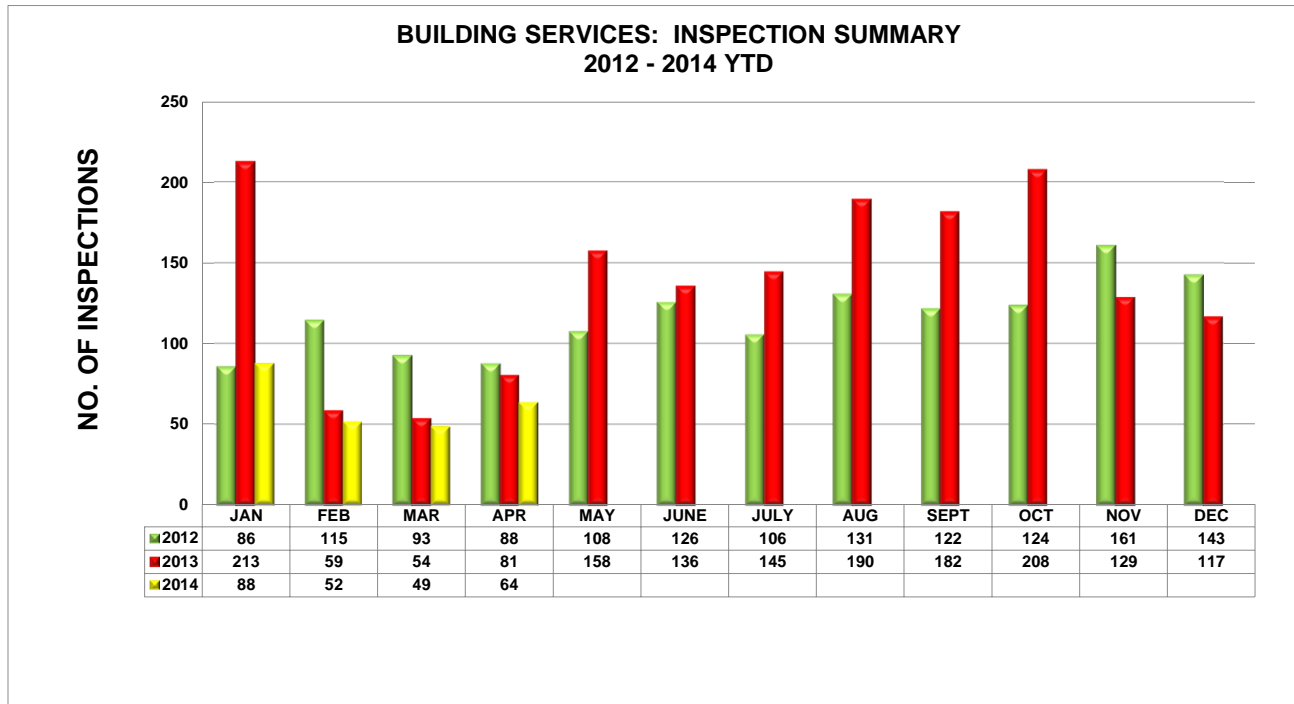


REVENUE - COMPLIANCE LETTERS





TOWN OF THE BLUE MOUNTAINS MONTHLY BUILDING PERMIT ACTIVITY APRIL 2014



BUILDING SERVICES: INSPECTION OUTCOMES Reporting Period (Quarter)

| | | 1st Quarter | 2nd Quarter | 3rd Quarter | 4th Quarter | Total |
|------|------|-------------|-------------|-------------|-------------|-------|
| 2012 | PASS | 224 | 277 | 309 | 379 | 1189 |
| | FAIL | 70 | 45 | 50 | 49 | 214 |
| 2013 | PASS | 288 | 328 | 416 | 393 | 1425 |
| | FAIL | 38 | 47 | 101 | 61 | 247 |
| 2014 | PASS | 141 | | | | |
| | FAIL | 48 | | | | |

