

This document can be made available in other accessible formats as soon as practicable and upon request

STAFF REPORT: The Blue Mountains Fire Department



REPORT TO: Committee of the Whole
MEETING DATE: April 28, 2014
REPORT NO.: FD.14.2
SUBJECT: The Blue Mountains Fire
 Department 1st Quarter Report
 January – March 2014

PREPARED BY: Loriena Forsythe

A. Recommendations

THAT Council receive Staff Report FD.14.2, “The Blue Mountains Fire Department 1st Quarter Report January – March 2014” for information purposes.

B. Background

The Blue Mountains Fire Department prepares Quarterly Reports as previously requested and in a format approved by Council

These Quarterly Reports reflect the actions and activities of the Fire Department in that quarter.

This Report addresses The Blue Mountains Fire Department 1st Quarter Report January – March 2014

Fire Department staff recommend Council receive The Blue Mountains Fire Department 1st Quarter Report January – March 2014 for information purposes.

C. The Blue Mountains’ Strategic Plan

Town’s Strategic Plan Goal No. 6 “Providing a strong, well managed municipal government”.

D. Environmental Impacts

Training and emergency response will generate some greenhouse gas emissions from vehicle operation.

E. Financial Impact

Addressed in annual Department Budgets

F. In Consultation With

Blue Mountains Fire Department staff.

G. Attached

1. The Blue Mountains Fire Department 1st Quarter Report January – March 2014.

Respectfully submitted,

Ron Doherty, Fire Chief



THE BLUE MOUNTAINS FIRE DEPARTMENT

2014 1ST QUARTER REPORT

The Vision of The Town of The Blue Mountains Fire Department is:

To provide the citizens of The Blue Mountains with pro-active, effective and efficient delivery of fire, rescue, public education and fire prevention services; through a unified forward thinking organization with good morale and with the highest standards of personnel safety, fairness and professionalism.





REPORT TO: Finance & Administration Committee
FROM: Ron Doherty, Fire Chief
DATE: April 28, 2014
SUBJECT: 1st Quarter Report – 2014

The Blue Mountains Fire Department

Quarterly Report – January – March, 2014

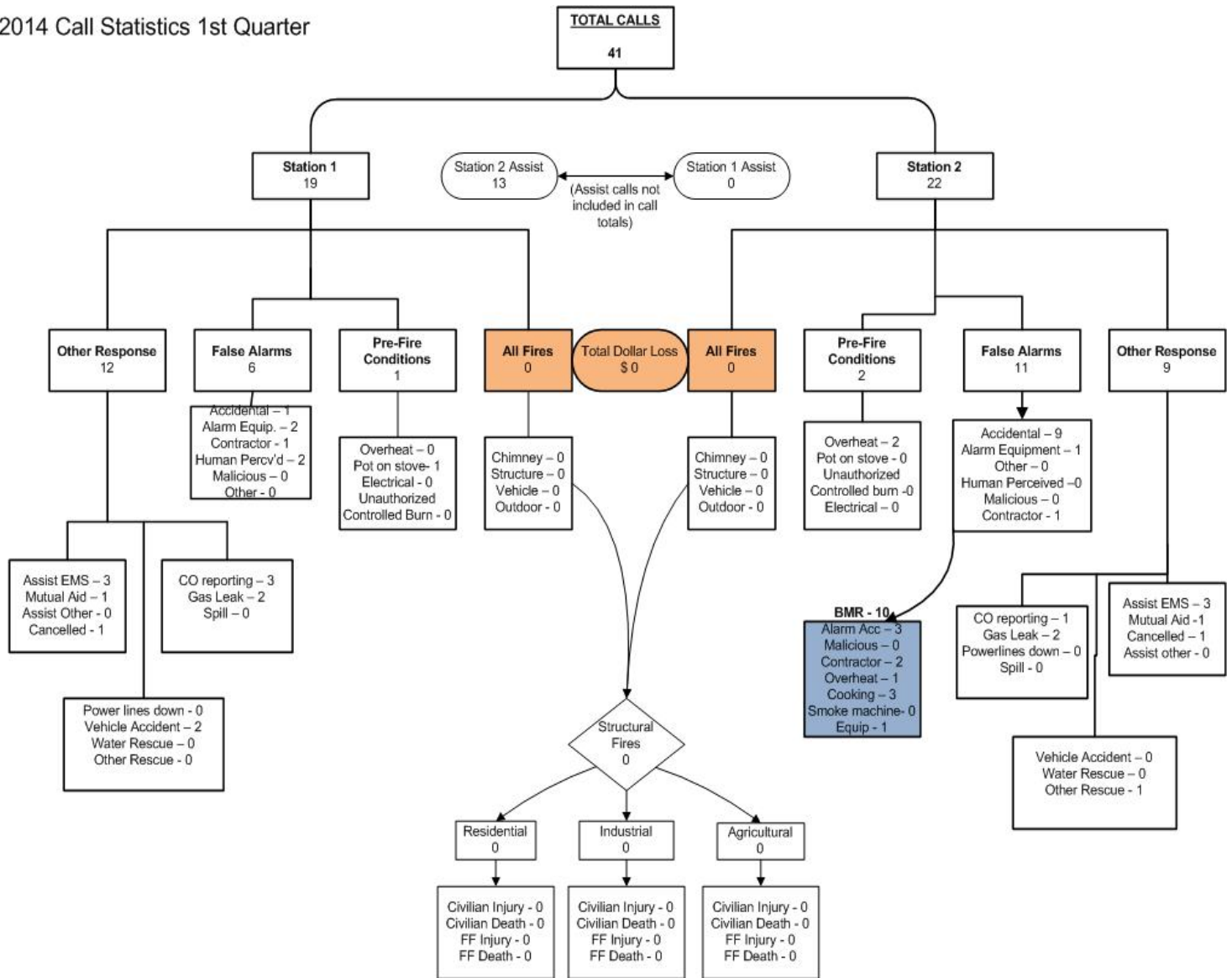
This quarterly report is to provide information with regards to the operation and status of The Blue Mountains Fire Department for the first quarter.

Highlights of 1st Quarter:

The fire department responded to 41 calls during this time period. Station 1 responded to 19 and station 2 responded to 22. There were no structural fires reported during this time however the FD did respond to 3 pre-fire conditions involving over heated appliances. The FD also responded to 17 false alarms and 21 other responses which include EMS assists, motor vehicle accidents, carbon monoxide alarms and gas leaks. The FD also provided mutual aid to Clearview and Meaford fire departments on one occasion each.

The Municipality received notification from the full time fire fighters of the Blue Mountains that they had become a bargaining unit chartered as the Blue Mountains Professional Fire Fighters Association, IAFF local 4986. Town staff are currently preparing for the negotiation of the first collective agreement.

2014 Call Statistics 1st Quarter



**YEARS OF SERVICE – HALL #1
Volunteer Firefighters**

Summary:

31 Years - 1
28 Years - 1
26 Years - 1
24 Years - 3
11 Years - 1
9 Years - 2
8 Years - 2
7 Years - 1
5 Years - 5
4 Years - 1
Probationary - 2
Recruits - 2

Total # of Firefighters – 22

**YEARS OF SERVICE – HALL #2
Volunteer Firefighters**

Summary:

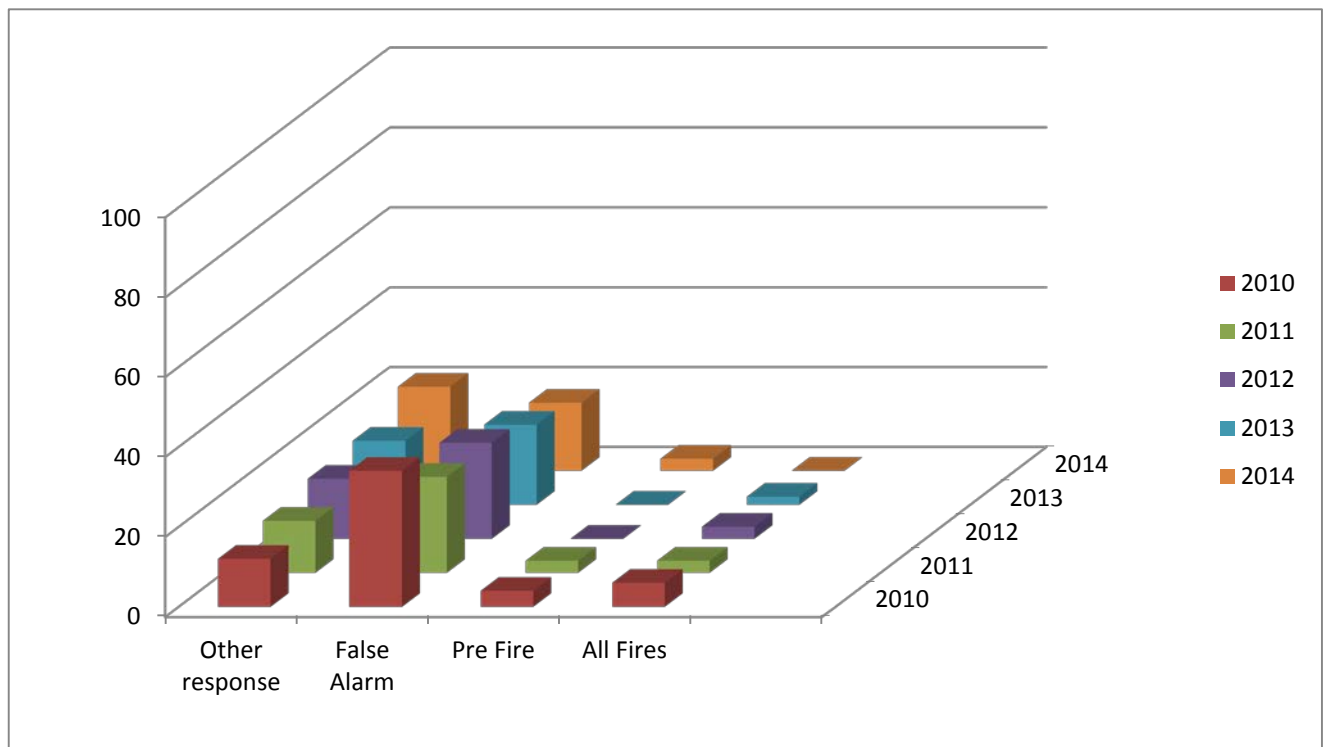
25 Years - 1
15 Years - 1
13 Years - 2
8 Years - 2
7 Years - 2
5 Years - 1
Probationary - 3
Recruits - 5

Total # of Firefighters – 17

**Town of The Blue Mountains Fire Dept.
Response Type Comparison Chart
1st Quarter**

2014

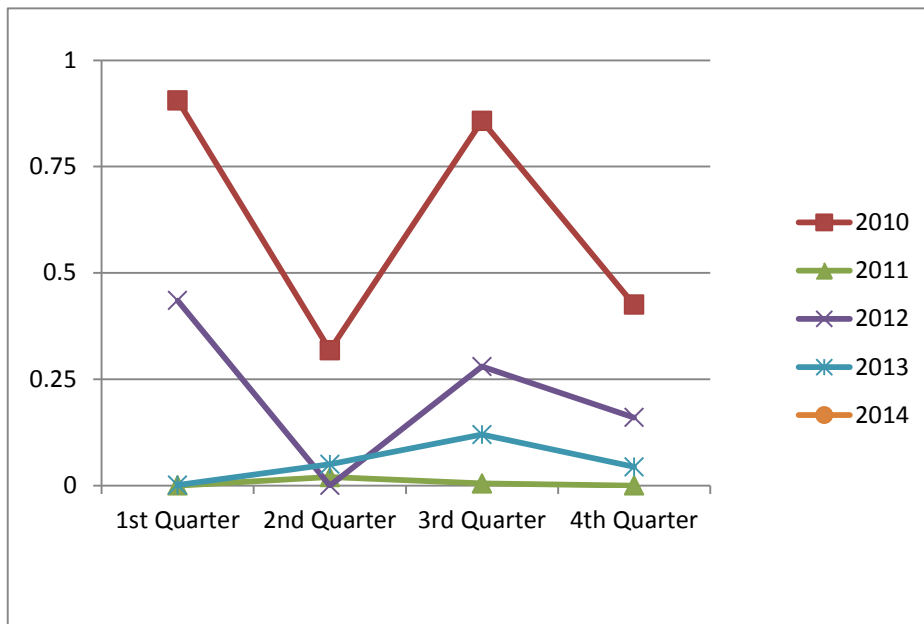
The following chart demonstrates response type, as a percentage of the overall responses during the same time periods



Response types remained relatively consistent with the previous 1st quarters

Town of The Blue Mountains Fire Department 1st Quarter Dollar Loss Comparison Chart 2010 - 2014

The following chart demonstrates quarterly dollar loss comparisons in million dollars.



1st Quarter – zero dollar loss

2nd Quarter –

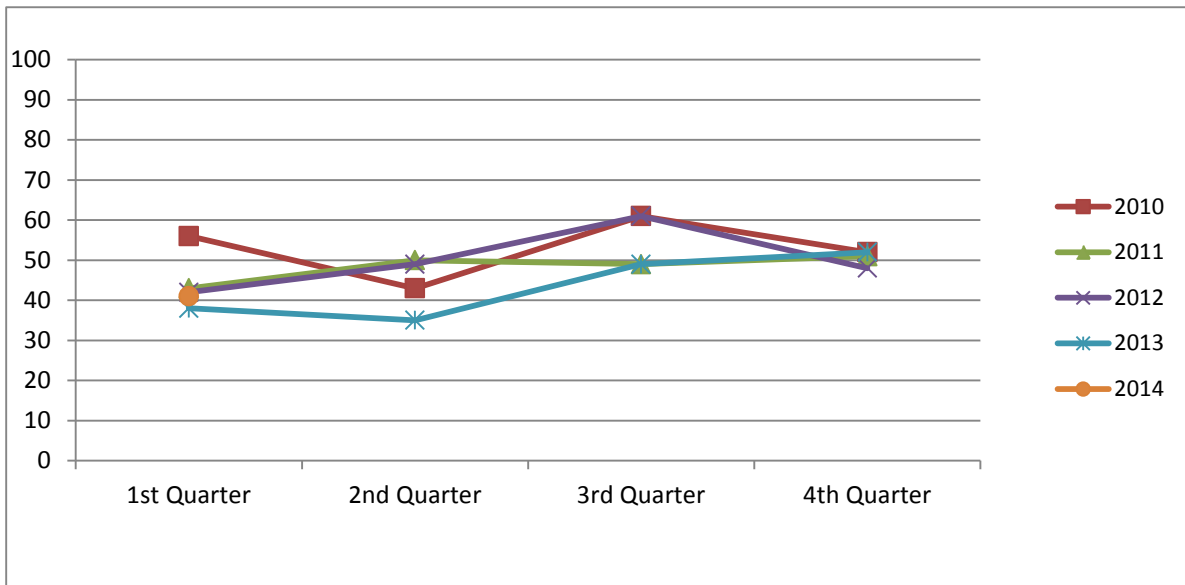
3rd Quarter –

4th Quarter –

Town of The Blue Mountains Fire Department Response Volume Comparison Chart 1st Quarter

2014

The following chart demonstrates total quarterly responses.



1st Quarter – the number of responses during this time period remain consistent

2nd Quarter -

3rd Quarter –

4th Quarter –

**Town of The Blue Mountains Fire Department
Apparatus Response Times
January – March 2014**

It is expected that the average response time for a fully staffed apparatus to leave the fire station is six minutes. A four minute drive time from the station averages at approximately 3.75 kilometres. Ten (10) minutes shall be used as a baseline to monitor average apparatus and personnel response times.

The following statistics indicate apparatus and personnel on scene within 10 minutes from the time of first page out.

The number of responses is based on responses to overheats, structure and outdoor fires, and alarms. This number does not include responses to ambulance assists, motor vehicle accidents.

	Station 1	Station 2	Average
# of responses	12	16	
Pump on Scene (%)	4 of 12 (25%)	6 of 16 (38%)	32 %
10 personnel (%)	1 of 12 (8%)	1 of 16(6%)	7 %

Station 1 Responses

6 of the 12 responses were to areas 3.75 kilometres or more than a four minute drive time from station 1.

Station 2 Responses

2 of the 16 responses were to areas 3.75 kilometres or more than a four minute drive time from station 2.

Corrected Response Times within 3.75 Kilometres of the Station

	Station #1	Station #2	Average
# of Responses	6	14	
Pump on Scene	4 of 6 (67%)	6 of 14 (43%)	55%
10 personnel (%)	1 of 6 (17%)	1 of 14 (7%)	12%

- ❖ *Station #1 is paged out to assist Station #2 at all responses to Condo Corps and commercial properties adjacent to and including the Village at Blue. Station 1 has an approximate 16 – 18 minute response time to these areas. The average response by station 1 personnel to station 2 assists is thirteen (13).*
- ❖ *Reported structure fires continue to be automatic 2 station responses in both the station 1 & 2 areas.*

**Town of The Blue Mountains Fire Department
1st Quarterly Report
Fire Prevention**

Months January - March

Year 2014

Inspections

Request	3
Complaint	3
Institutional	1
Re - Inspections	83
Commercial	26
Commercial Residential	15
Industrial	10
Assembly	11
Residential	12
Tents	0
Display Fireworks	3
Public Amusement Area Fireworks	6
Outdoor Public Amusement Area Approved	1
Electrical Orders Issued	0
Bunk house Inspections	0
Total Inspections	174

Fire & Life Safety Education

Focus Group	Topic	# of persons
Farm Workers 2014-03-31	Fire Safety & Extinguishers	73
Peak FM 2014-02-05	Carbon Monoxide Hazards	PEAK FM broadcast area estimates 30,000 listeners 60 minutes total air time
Peak FM 2014-03-04	Vacation Safety Planning	PEAK FM broadcast area 20 minutes total air time

(SDR – stop drop and roll, s/a – smoke alarms)

Fire Safety Plans

Plans Under Review	Buildings Inspected As Part of Review	Plans Approved	Plans Rejected
4	4	4	

Smoke Alarm Program

Dwellings Inspected	Deficiencies Identified
49	3 smoke alarms replaced

Fire Code Enforcement

Smoke alarm tickets issued – Part 1	Smoke alarm Infractions Issued – Part 3	Part 3 – Fire Code Violations Registered	Results

Inspection Orders

Bunkhouse	0
Condominium Corporations	4
Boarding Rooming Lodging	0
Commercial	22
Industrial	7
Assembly	11
Residential	1

Prevention Highlights

- Ongoing annual inspections and re inspections completed by Keeling & Johnston.
- Short Term Accommodations bylaw passed by Council – Fees established
- On air @ Peak FM twice this quarter talking 20 minutes on fire safety- this is free advertising! The CO segment was re broadcast twice; equaling 80 minutes air time.
- Ongoing Smoke Alarm program to continue – Condos Smoke alarm program ongoing with emphasis on condo corps replacing smokes as part of common element and Life safety contractors testing door closures for operation while in suites.
- 3 New Smoke Alarms installed within our municipality this Quarter
- GBFPOA meeting March 26, 2014 Chief Doherty and CFPO attended vulnerable occupancy seminar in Owen Sound

TRAINING

***1st Quarter Report
January – March 2014***

TRAINING STATS 1st QUARTER – 2014 (In House)

JANUARY 2014		FEBRUARY 2014		MARCH 2014	
Station # 1	Station # 2	Station # 1	Station # 2	Station # 1	Station # 2
Hours	Hours	Hours	Hours	Hours	Hours
148hrs	102hrs	106hrs	90hrs	225hrs	163hrs
				Total Hours:	834hrs

In House training takes place every Monday night (minus statutory holidays) throughout the year.

General Level Firefighter Training

TOPIC	NUMBER OF HOURS
Truck / SCBA / PPE (Monthly)	164 hrs
Vehicle Extrication	60 hrs
Ice Rescue	124 hrs
Defensive Driving Presentation	108 hrs
Patient Care/First Responder	136 hrs
Vehicle Stabilization/Cribbing	24 hrs
Firefighter Survival and RIT	66 hrs
Recruit/Probationary Promotion Testing	152 hrs
TOTAL TRAINING HOURS	834 Hours

***NOTE:** Within each Monday night practice hours, officers and veteran firefighters were tasked with Recruit/Probationary firefighter skills development throughout January/February in anticipation for promotional testing in February and March.

Ontario Fire College Courses – January - April 2014

Firefighters	Ontario Fire College Course	Number of Days
	No Courses Available In The 1 st Quarter Due To OFC Curriculum Switch over to NFPA	
Total Days at the Ontario Fire College		0

Training Continued...

- All TBMFD Certified Ontario Fire College Trainer Facillator's attended upgrade course to NFPA Skills Evaluators for new standardized Ontario Fire College Curriculum.
- Recruit fire ground operational skills preparation for required progression testing performed throughout the 1st quarter.
- Continue with switch over to NFPA Firefighter I & II Curriculum
- Updating and moving towards NFPA Specialized Rescue Curriculum.

**Emergency Management Quarterly Report
First Quarter 2014**

January – March 2014

- Received Confirmation of Achievement of 2013 compliance with Emergency Management Act from EMO.
- Emergency Management Ontario released a revised copy of the Community Emergency Handbook. They also advised changes coming to the 2014 compliance guidelines with the act; at this current time the changes have not been released to the municipalities.
- Attended Town organized traffic control presentation
- Attended Reptile First Responder Training with Deputy Chief Lake at Clearview Fire, Stayner Fire Hall.
- Updated emergency plans with Nottawasaga Valley Conservation Authority and Grey Sauble Conservation Authority.
- Attended meeting with Environmental Services water department staff to coordinate mock emergency training scenario and rescue evolution.
- Coordinated meeting with Town staff to discuss potential of spring flooding/ monitoring of conditions and communications between staff.