

DOMINION
VOTING



Our customers come first.

**Town of The Blue Mountains
Internet Voting Process Demo
for
2018 Municipal Election**

This document is submitted in confidence and contains some or all of the following types of information: trade secrets, scientific information, financial information, technical information, commercial information,

and labour relations information. Disclosure of any of the information contained in any of the documents herein would result in undue loss to Dominion Voting Systems.


Internet Voting – Letters

Your voter information letters will be mailed and received by electors before the Thanksgiving weekend (on or before October 5) and you should receive it the following week at the latest. Please keep the letter in a safe place until you cast your vote beginning October 12th, 2018 @ 10:00 am

Please keep the letter nearby when you vote as you will need your *Voter ID, your PIN and your date of birth.*

Internet Voting – Voter Letter

Voter Letter Page 1. Voter Instructions.

| | | |
|--|--|--|
|  | Town of the Blue Mountains 1 Main St. Blue Mountains, ON N0K 1N0 | 2018 Municipal Election Towns of the Blue Mountains |
| John Sample 1454 Sample Street Blue Mountains, ON R3R 2K5 | | |
| VOTER INSTRUCTIONS | | |
| WHERE DO I VOTE? | | |
| VOTE AT HOME USING THE INTERNET OR PHONE | | |
| <ul style="list-style-type: none">• Using your VOTER ID, PIN (see boxes below) and your Date of Birth, vote anytime from Monday, October 20th starting at 8:30 am until Monday October 22nd ending at 8:00pm.• To vote online, go to http://www.tovoting.com/Southgate.com and follow the instructions.• To vote by phone, call the voting phone number at 1-866-957-1831 and follow the instructions.• Please be aware that if you should be interrupted while voting electronically, you may re-access the voting system to complete your voting.• By casting a ballot or by entering the electronic voting system and entering your assigned PIN number and Date of Birth, you are DECLARING THAT YOU ARE ELIGIBLE TO VOTE in the election. | | |
| If you require access to the internet, a terminal will be provided at the following locations: | | |
| Advanced - October 14 th to 22 nd | | Election Day - October 22 nd |
| <ul style="list-style-type: none">• Library• 105 St. Andrew Street, Michel, ON• 8:30am – 4:30pm | <ul style="list-style-type: none">• Community Centre• 105 Main Street, ON• 9:00am – 8:00pm | |
| ELECTOR INFORMATION | | |
| VOTER ID 8765 4321 23998 | | PIN 8765 4321 <small>The PIN is assigned and may only be used by the elector in his correspondence.</small> |
| IMPORTANT INFORMATION | | |
| Your qualify to vote if: <ul style="list-style-type: none">• You are at least 18 years old on Election Day• You are a Canadian citizen• You or your spouse/next of kin own property in the municipality• You are not otherwise prohibited by law from voting | | |
| HELP CENTRE | | |
| If you require assistance please contact the Municipal Office. Phone: 519-345-3429 Email: info@bluemountains.com Website: www.BlueMountains.com/election Hours of operation: Monday to Friday 8:30am – 5:00pm | | |
| <small>See Other Side</small> | | |



Internet Voting – Voter Letter

Voter letter Page 2, Race and Candidate Information.

CANDIDATE INFORMATION

The Municipality of Brockton has a seven member Council. You can vote for 1 Mayor, 1 Deputy Mayor and up to 5 Councillors. You can also vote for one School Board Trustee. If the information listed below for your School Board support is incorrect, contact the Voter Help Centre for assistance.

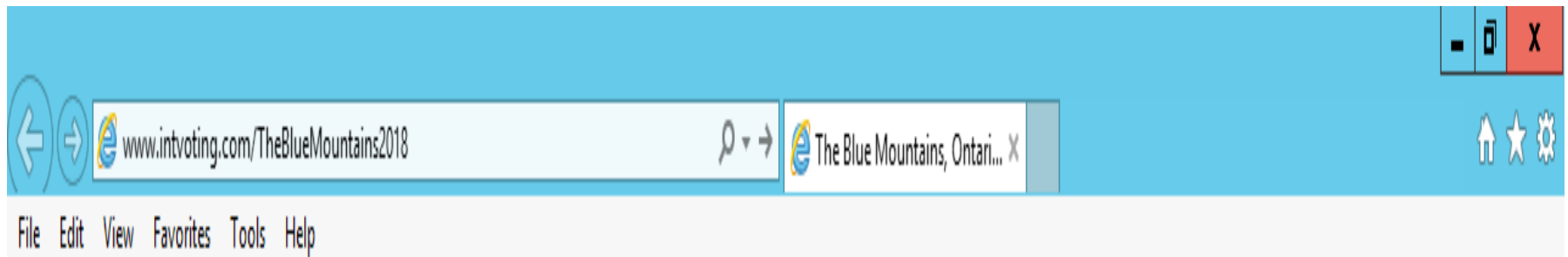
| Mayor Vote For 1 | Councillor Vote For 5 | |
|----------------------------|--------------------------|--|
| Charlie <u>Bagnato</u> | Steve Adams | |
| David Inglis | Bill Bell | |
| | Anne-Louise Gibbons | |
| Deputy Mayor Vote For 1 | Kym Hutcheon | |
| Roland Anstett | Jenny Iserman | |
| Dan <u>Gieruszak</u> | Dean Leifso | |
| | Chris <u>Oberle</u> | |
| | Christopher Peabody | |
| | Dieter <u>Schaefers</u> | |
| | Jeff White | |



Internet Voting – Enter the URL Address

Using any standard browser, the voter accesses the internet voting system by entering the Internet Voting address. **The address is located on the voter information letter sent to each eligible elector prior to the start of voting.** Please note the address displayed is for demonstration purposes only.

www.demovotingaddress.com



Internet Voting – Welcome page

The system displays the Municipality Internet Voting Landing Page.

The landing page provides the voter the ability to access the voting system.

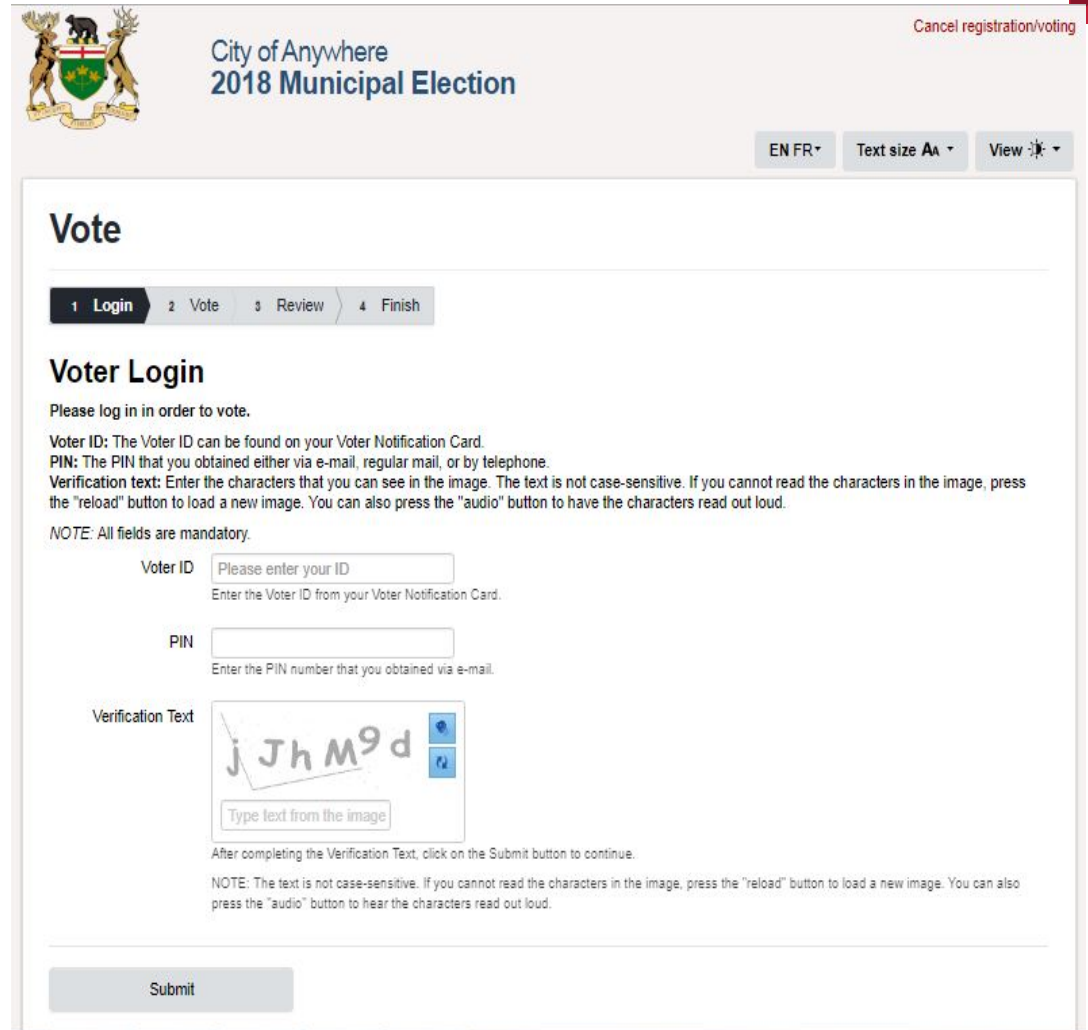
If the voter attempts to access the voting system prior to the start of voting, the landing page would indicate when voting will be available.

Once internet voting is live, the voter will simply click the “Vote” button to begin their voting session.



Internet Voting – Voter Login

- Following the instructions, the voter is prompted to input their voter credentials as found on the Voter Information Letter to be received prior to the start of voting.
- The voter will also be required to enter their year of birth date.
- As an additional security feature, the voter enters the letters or numbers displayed in the “Verification Text” box. These letters can be entered in either upper or lower case.



The screenshot shows the voter login interface for the City of Anywhere 2018 Municipal Election. At the top left is the city's coat of arms. The header includes the text "City of Anywhere 2018 Municipal Election" and a link for "Cancel registration/voting". Navigation options include "EN FR", "Text size Aa", and "View". A progress bar shows four steps: 1 Login (active), 2 Vote, 3 Review, and 4 Finish. The main heading is "Vote" and the sub-heading is "Voter Login".


Please log in in order to vote.

Voter ID: The Voter ID can be found on your Voter Notification Card.
PIN: The PIN that you obtained either via e-mail, regular mail, or by telephone.
Verification text: Enter the characters that you can see in the image. The text is not case-sensitive. If you cannot read the characters in the image, press the "reload" button to load a new image. You can also press the "audio" button to have the characters read out loud.

NOTE: All fields are mandatory.

Voter ID
Enter the Voter ID from your Voter Notification Card.

PIN
Enter the PIN number that you obtained via e-mail.

Verification Text 

After completing the Verification Text, click on the Submit button to continue.

NOTE: The text is not case-sensitive. If you cannot read the characters in the image, press the "reload" button to load a new image. You can also press the "audio" button to hear the characters read out loud.

Internet Voting – Voter Login

- Once the voter has input their voter credentials and security code, they press the submit button. The system will check voter credentials ensuring the voter is eligible to vote.
- Once the voter credentials are validated, the voter is able to proceed with their voting session.

City of Anywhere
2018 Municipal Election

Cancel registration/voting

EN FR Text size AA View

Vote

1 Login 2 Vote 3 Review 4 Finish

Voter Login

Please log in in order to vote.

Voter ID: The Voter ID can be found on your Voter Notification Card.
PIN: The PIN that you obtained either via e-mail, regular mail, or by telephone.
Verification text: Enter the characters that you can see in the image. The text is not case-sensitive. If you cannot read the characters in the image, press the "reload" button to load a new image. You can also press the "audio" button to have the characters read out loud.

NOTE: All fields are mandatory.

Voter ID
Enter the Voter ID from your Voter Notification Card.

PIN
Enter the PIN number that you obtained via e-mail.

Verification Text

After completing the Verification Text, click on the Submit button to continue.

NOTE: The text is not case-sensitive. If you cannot read the characters in the image, press the "reload" button to load a new image. You can also press the "audio" button to hear the characters read out loud.

Submit

Internet Voting – Oath of Qualification

- The voter is prompted to read and agree to the “Oath of Qualification”, which details qualifications required to participate in the election, as well as the “Notice of Offence”.
- The voter must accept the terms of the oath by selecting the “Accept” button. If the voter selects the “Decline” button, they are exited from the system. This does not prevent them from re-entering the voting system and accepting the terms of the oath at a later time.

Municipality of Brockton Elections
October 27, 2014

English

Oath of Qualification

1 Login 2 Declaration 3 Vote 4 Review 5 Finish

Oath of Qualification

Please read carefully. You must click the "Accept" button to proceed to the ballot.

I solemnly affirm that I am on the Voters' List and that I have not already voted in the election now being held in the Municipality of Brockton. I am a Canadian citizen, at least 18 years old, and a resident of the Municipality of Brockton, or a non-resident owner or tenant of land in the Municipality of Brockton, or the spouse or same-sex partner of such an owner or tenant. I do not know how to vote under any law.

Notice of Offence

Notice of Corrupt Practice

Section 88 of the Municipal Election Act, 1996 provides that a person is guilty of an offence and liable, on conviction, to a fine of not more than \$6000, if he or she, (a) votes without being entitled to do so; (b) votes more times than the Act allows; (c) votes in a voting place in which he or she is not entitled to vote; (d) induces or procures a person to vote when that person is not entitled to do so; (e) having appointed a voting proxy that remains in force, votes otherwise than by the proxy; (f) being appointed a voting proxy, votes under the authority of the proxy when the elector has cancelled the proxy, is no longer entitled to vote, or has died; (g) before or during an election, publishes a false statement of a candidate's withdrawal; (h) furnishes false or misleading information to a person whom this act authorizes to obtain information; (i) without authority, supplies a ballot to anyone; (j) delivers to the deputy returning officer to be placed in a ballot box a paper other than the ballot the deputy returning officer gave him or her; (k) takes a ballot away from the voting place; (l) at an election, takes, opens or otherwise deals with a ballot, a ballot box, or a book or package of ballots without having the authority to do so; (m) attempts to do something described in clauses (a) to (l). Section 90 of the said Act provides that if, when a person is convicted of an offence under Section 88, the presiding Judge finds that the offence was committed knowingly, the offence also constitutes a corrupt practice and the person is liable, in addition to any other penalty, for imprisonment for a term of not more than six months.

I confirm the above information by clicking "Accept", to proceed to the ballot.

Accept Decline

© 2013 Dominion Voting Systems
RV 3.0.10.27088

Internet Voting – Marking the Ballot

- Following the instructions, the voter is prompted to make their ballot selections.

EN FR Text size Aa View

Mark your ballot

Login 2 **Vote** Review 4 Finish

Instructions

To make a selection, click in the box containing your choice.
To navigate through the ballot, click on the "Next Contest" or "Previous Contest" buttons.

Mayor Councillor Reg Chair Trustee Question

Contest: 1 of 5

Mayor

Vote for 1

| | |
|--------------------|--------------------------|
| Alexandre BILODEAU | <input type="checkbox"/> |
| Patrick CHAN | <input type="checkbox"/> |
| Valérie MALTAIS | <input type="checkbox"/> |

← Previous Contest Next Contest → Review Ballot ✓

Internet Voting – Marking the Ballot

- On screen instructions indicate how many selections the voter is to mark. In the case of this Mayor's race they are to make one (1) selection only.
- Voters mark their ballot selection by using the mouse to click anywhere on the line containing the name of the candidate they wish to vote for. Their selection will be indicated by a checkmark being displayed next to their selection.

EN FR Text size AA View

Mark your ballot

1 Login 2 **Vote** 3 Review 4 Finish

Instructions

To make a selection, click in the box containing your choice.
To navigate through the ballot, click on the "Next Contest" or "Previous Contest" buttons.

Mayor Councillor Reg Chair Trustee Question

Contest: 1 of 5

Mayor

Vote for 1

| | |
|--------------------|-------------------------------------|
| Alexandre BILODEAU | <input checked="" type="checkbox"/> |
| Patrick CHAN | <input type="checkbox"/> |
| Valérie MALTAIS | <input type="checkbox"/> |

← Previous Contest Next Contest → Review Ballot ✓

Internet Voting – Marking the Ballot

- A voter can change this selection by deselecting the original mark and making a new selection.
- Once the voter is comfortable with their selection, the voter selects the next contest button to move to the next ballot race.

EN FR Text size A View

Mark your ballot

1 Login 2 **Vote** 3 Review 4 Finish

Instructions

To make a selection, click in the box containing your choice.
To navigate through the ballot, click on the "Next Contest" or "Previous Contest" buttons.

Mayor Councillor Reg Chair Trustee Question

Contest: 1 of 5

Mayor

Vote for 1

Alexandre BILODEAU

Patrick CHAN

Valérie MALTAIS

← Previous Contest **Next Contest** → Review Ballot ✓

Internet Voting – Marking the Ballot

- Using the same process as for the Mayor's race the voter proceeds to mark all the races available to be voted.
- The voter can move to the next or previous ballot race to make a change to their selections.

The screenshot shows a web interface for marking a ballot. At the top right, there are options for language (EN FR), text size (Aa), and a view icon. The main heading is "Mark your ballot". Below it is a progress bar with four steps: 1 Login, 2 Vote (highlighted), 3 Review, and 4 Finish. The "Instructions" section states: "To make a selection, click in the box containing your choice. To navigate through the ballot, click on the 'Next Contest' or 'Previous Contest' buttons." Below the instructions are buttons for different contests: Mayor, Councillor, Reg Chair (highlighted), Trustee, and Question. The current contest is "Contest: 3 of 5" and "Regional Chair". The instruction "Vote for up to 3" is shown. There are four candidate rows, each with a name and a checkbox: Candace CHAPMAN (checked), Brad JACOBS (checked), Kaitlyn LAWES (unchecked), and Patrick MARLEAU (checked). At the bottom, there are two buttons: "← Previous Contest" and "Next Contest →", which are circled in red. A red arrow points from the second bullet point in the text to this circled area. To the right of these buttons is a green "Review Ballot ✓" button.

Internet Voting – Ballot Review

- Once the voter has completed all the ballots available to be voted, they are presented with the Ballot Review screen.
- If there are any under or over voted races these warnings are displayed next to the race.

Candace CHAPMAN

Brad JACOBS

Patrick MARLEAU

Contest: 4 of 5

English Separate School Trustee

3 to be elected. Rank up to 10.

Warning! This contest is blank! If you continue, no vote for this contest shall be counted.

This contest is blank. You have selected no choice.

Contest: 5 of 5

Are you in favour of converting streetlights from High Pressure Sodium (HPS) to Light Emitting Diode (LED) technology?

Vote Yes or No

You have selected this choice:

YES

← Go Back

Cast Ballot

Internet Voting – Ballot Review

- Using either the “Go Back” button or the selection box at the top of the ballot the voter can return to any ballot and make a change to their selections.
- Once the voter is happy with their ballot selections they press the “Cast Ballot” button. Once the “Cast Ballot” button is pressed the voter is no longer able to make any changes and they can no longer access the voting system.

City of Anywhere
2018 Municipal Election

Cancel registration/voting

EN FR Text size View

Ballot Confirmation

1 Login 2 Vote 3 Review 4 Finish

Ballot Review

Please review your selections carefully. If you are satisfied with your selections, click on the "Cast Ballot" button. If you want to change any of your selections, click on the "Go Back" button to navigate back through the contests.

Once you have selected the "Cast Ballot" button below, your vote will be cast and you will be unable to make any further changes.

Mayor Council... Reg C... Trustee Question

Contest: 1 of 5
Mayor
Vote for 1
You have selected this choice:
Patrick CHAN

Contest: 2 of 5
City And Regional Councillor - Ward 3
Vote for 1
You have selected this choice:
PHIL BROWN

Contest: 3 of 5
Regional Chair
Vote for up to 3
You have selected these choices:
Candace CHAPMAN
Brad JACOBES
Patrick MARLEAU

Contest: 4 of 5
French Public School Trustee
1 (2) are elected. Rank up to 3
You have ranked these candidates:
1. Marie-Claire DROLET
2. Yvonne CAI
3. Andr enne MORIN

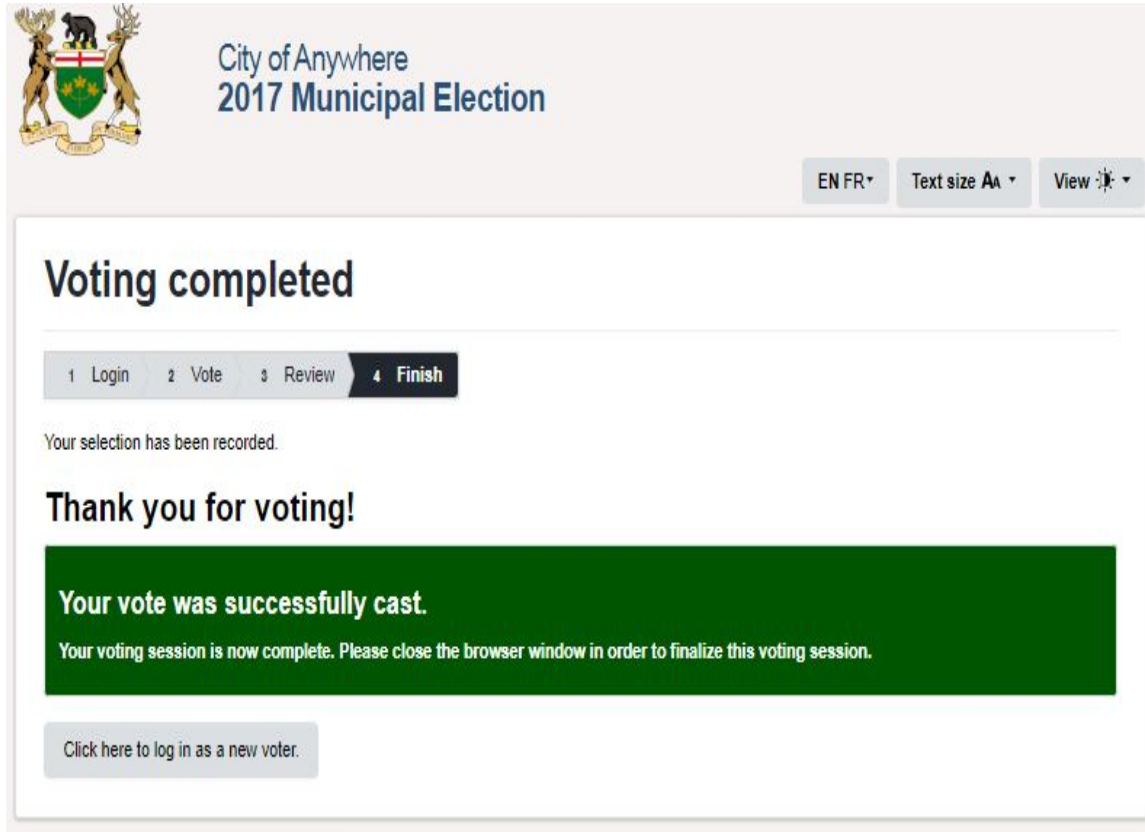
Contest: 5 of 5
Are you in favour of converting streetlights from High Pressure Sodium (HPS) to Light Emitting Diode (LED) technology?
Vote Yes or No
You have selected this choice:
NO

Go Back Cast Ballot



Internet Voting

- Once the voter has completed all the ballot races and confirmed their selections a “Voting Completed” message is displayed, indicating that the ballot has been cast and thanking the voter for participating.
- At this time the voter cannot re-access the voting system and they have been struck off the Voters’ List.



The screenshot displays the 'City of Anywhere 2017 Municipal Election' voting interface. At the top left is the city's coat of arms. The title 'City of Anywhere 2017 Municipal Election' is centered at the top. On the right, there are utility buttons for language ('EN FR'), text size ('Text size AA'), and a view icon. The main content area features a large heading 'Voting completed'. Below this is a progress bar with four steps: '1 Login', '2 Vote', '3 Review', and '4 Finish', with '4 Finish' highlighted. A message states 'Your selection has been recorded.' followed by 'Thank you for voting!'. A prominent green box contains the text 'Your vote was successfully cast.' and 'Your voting session is now complete. Please close the browser window in order to finalize this voting session.' At the bottom, a button reads 'Click here to log in as a new voter.'

Interent Voting – Frequently Asked Questions

| Question | Answer |
|---|--|
| If a voter is disconnected during the voting session can they re-enter the voting system? | If a voting session is interrupted at any time prior to the voter selecting the confirmation option on the review screen, the voter can simply re-enter the voting system and complete their ballot. |
| Can a voter's credentials be used to vote more than once? | No, once a voter has confirmed their final ballot selections their voter credentials are no longer valid, this is equivalent to having been struck off the Voters' List at a polling station. |
| If a voter requires assistance are they able to contact the Municipality? | Yes, during the voting period a voter can visit the Help Centre at The Town of The Blue Mountains, Town Hall at 32 Mill Street, Thornbury or call the municipal office. |

Interent Voting

**Questions
and Thank You**