



THE BLUE MOUNTAINS FIRE DEPARTMENT
2010 2nd QUARTER REPORT

The Vision of The Town of The Blue Mountains Fire Department is:

To provide the citizens of The Blue Mountains with pro-active, effective and efficient delivery of fire, rescue, public education and fire prevention services; through a unified forward thinking organization with good morale and with the highest standards of personnel safety, fairness and professionalism.





REPORT TO: Finance & Administration Committee
FROM: Ron Doherty, Fire Chief
DATE: September 8, 2010
SUBJECT: 2nd^t Quarter Report – 2010

The Blue Mountains Fire Department

Quarterly Report – April - June 2010

This quarterly report is to provide information with regards to the operation and status of The Blue Mountains Fire Department for the second quarter (April – June 2010)

Highlights of 2nd Quarter:

- The department responded to 9 working fires, 19 false alarms, 0 pre-fire conditions and 15 other responses.
- With no success of the second round of applications for the Deputy Fire Chief, we made a selection from within the department with A.J. Lake accepting the position.
- EMS – Chief Doherty is continuing to work with Mike Muir from Grey County EMS to ensure ambulance services within the Blue Mountains are moving forward in a positive manner as it relates to their base location on fire department property. Grey County are currently proceeding through the site plan approval process, with John Metras reviewing the Land Lease Agreement for Council's consideration.

**2010 TRAINING PERCENTAGES – 2nd QUARTER
HALL # 1 – April – June**

Below 50% Attendance	4 Firefighters
50% - 75%	5 Firefighters
76% - 100%	13 Firefighters

**2010 RESPONSE CALLS – 2nd QUARTER
HALL # 1 – April – June**

Below 50% Attendance	14 Firefighters
50% - 75%	6 Firefighters
76% - 100%	2 Firefighters

**2010 TRAINING PERCENTAGES – 2nd QUARTER
HALL # 2 – April – June**

Below 50% Attendance	1 Firefighters
50% - 75%	5 Firefighters
76% - 100%	13 Firefighters

**2010 RESPONSE CALLS – 2nd QUARTER
HALL # 2 – April – June**

Below 50% Attendance	11 Firefighters
50% - 75%	8 Firefighters
76% - 100%	0 Firefighters

**YEARS OF SERVICE – HALL #1
Volunteer Firefighters**

FIREFIGHTER'S NAME	NUMBER OF YEARS
A. J. Lake	26
Steve Staveley	21
Tom Watts	19
Mike Keaveney	19
Bryan Lowe	19
Randy Osborne	14
Shawn Postma	9
Shawn Everitt	6
Chris Cole	6
Scott Marritt	4
Andrew Morris	4
Luke Sauder	4
Devon McDonald	4
Leah Hewgill	4
Timo Hotari	1
Chris Lowe	1
Michael Hutten	1
Chris Allen	1
Joseph Scott	1
Jim Walton	1
David Dick	1

Summary:

26 Years - 1
 21 Years - 1
 19 Years - 3
 14 Years - 1
 8 Years - 1
 6 Years - 2
 4 Year - 5
 1 Year - 7

**YEARS OF SERVICE – HALL #2
Volunteer Firefighters**

FIREFIGHTER'S NAME	NUMBER OF YEARS
Rob Keith	22
Steve Conn	20
Wayne Marritt	19
Al Sawatzky	10
Scott Wright	10
Bruce Fraser	8
Tyler Spies	8
Mike Keeling	8
Elijah McCaffrey	6
Derek McKenzie	4
Sean McKenzie	3
Colin Macready	3
Marijan Lucic	3
Darren Johnston	3
Mike Scott	3
Meghan Loney	3
Cody Zanardo	3
Ian Doherty	1
Michelle Lakoseljac	1

Summary:

22 Years - 1
20 Years - 1
19 Years - 1
10 Years - 2
8 Years - 3
6 Years - 1
4 Years - 1
3 Years - 7
1 Year - 2

**Town of The Blue Mountains Fire Department
2nd Quarterly Report
Fire Prevention**

Months April - June

Year 2010

Inspections

Request	3
Institutional	3
Commercial	38
Industrial	6
Assembly	23
Residential	20
Bunkhouses	50
Tents	19
Display Fireworks	6
Public Amusement Area Fireworks	0
Outdoor Public Amusement Area Approved	8
Electrical Orders Issued	0

Fire & Life Safety Education

Focus Group	Topic	# of persons
Tim Horton's Staff	f/x, fsp	13
GBC staff	f/x, fsp	14
TBM staff	f/x, fuel safety	12

(f/x – fire extinguishers, fsp – fire safety plan)

Distribution of Information

Quantity this Quarter	Quantity Year to Date
400	1370

Public Service Announcements

Newspaper	Radio
12	

Target Group Support

Target Group	Service
Thornbury BIA	OPAA packages
Clarksburg Centennial	OPAA packages
Cedar Run	OPAA packages

Fire Safety Plans

Plans Under Review	Buildings Inspected	Plans Approved
	4	6

Preplans

Plans Developed	Sites Inspected	Plans Presented to Dept.
1	1	1

Smoke Alarm Program

Dwellings Inspected	Deficiencies Identified
4	4

Fire Code Enforcement

Smoke alarm tickets issued – Part 1	Smoke alarm infractions Issued – Part 3	Part 3 – Fire Code Violations Registered	Results
0		2	\$6,520.00 – guilty \$15,630.00 – guilty from 2 previous

Fire Investigations

Property Type	\$ Loss	Possible Cause
Residential Rental	\$80,000.00	Electrical
Residential	\$150,00.00	Sauna - clearance
Residential I	\$500.00	Lightning
Residential – Shed	\$5,000.00	Careless use
Residential	\$63,000.00	Careless Smoking

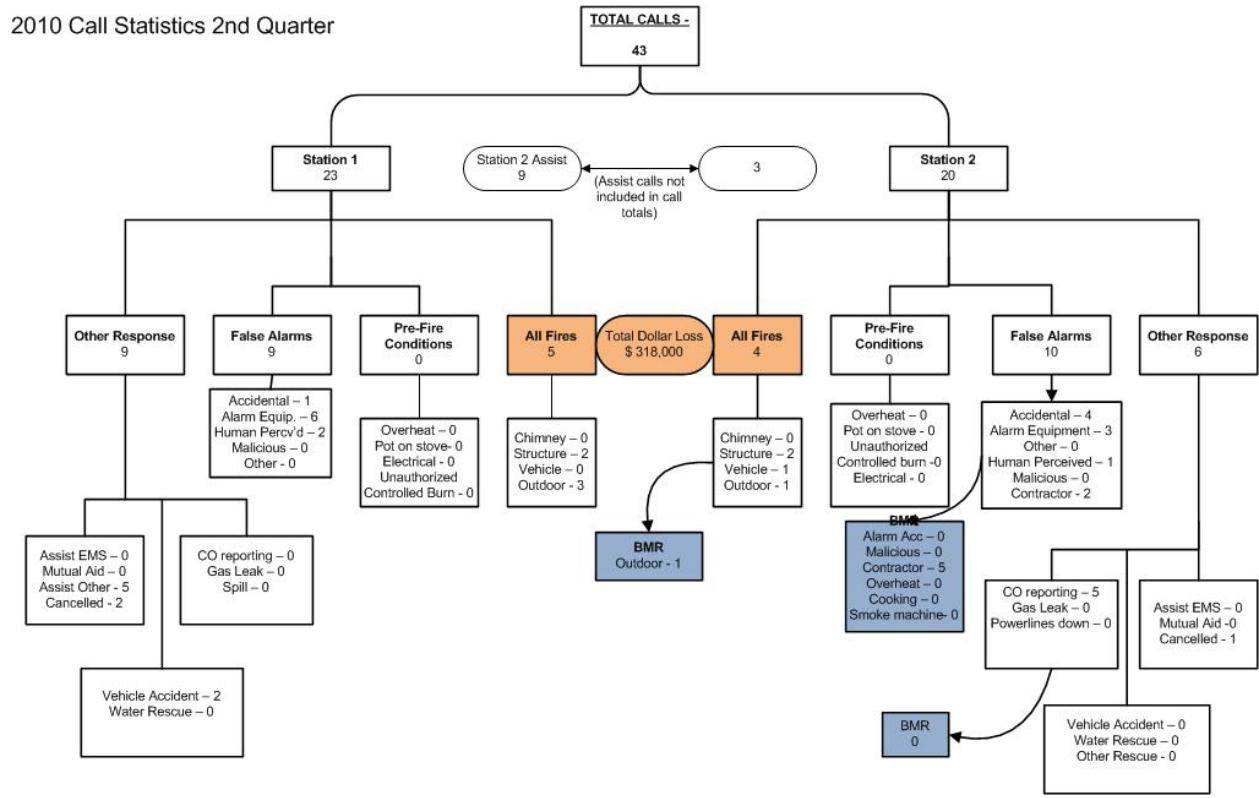
Non- Emergency Responses

CO Alarm	Smoke Alarm	Other
1	2	6

False Alarm By-law Letters Issued

R1	R2	R3	C1	C2	C3	C4
6	0	0	1	2	2	2

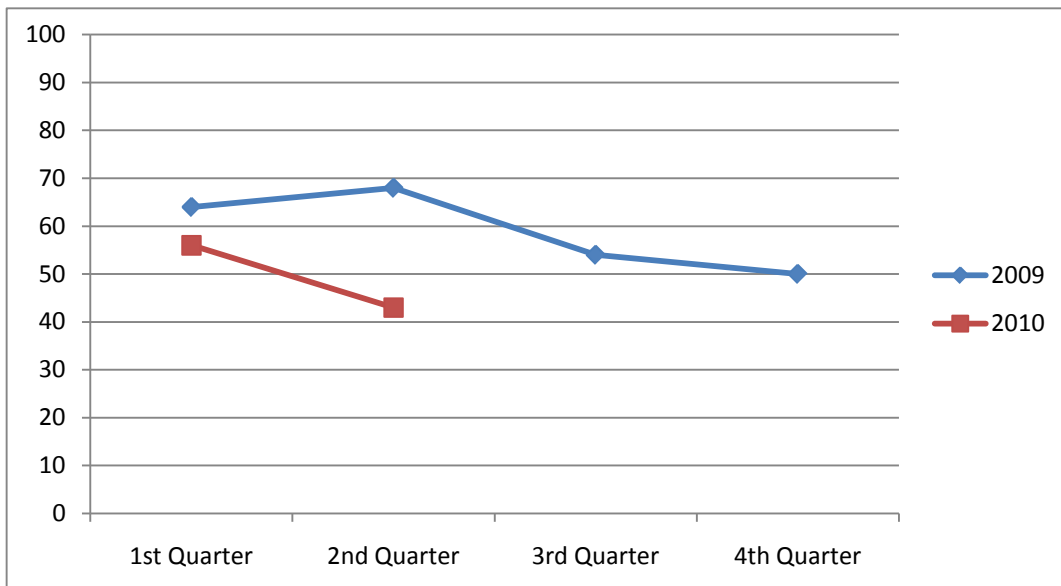
2010 Call Statistics 2nd Quarter



Town of The Blue Mountains Fire Department

Response Volume Comparison Chart

The following chart demonstrates total quarterly responses.



Blue Mountains Fire & Rescue responded to 56 calls in 2010 compared to 64 in the first quarter of 2009.

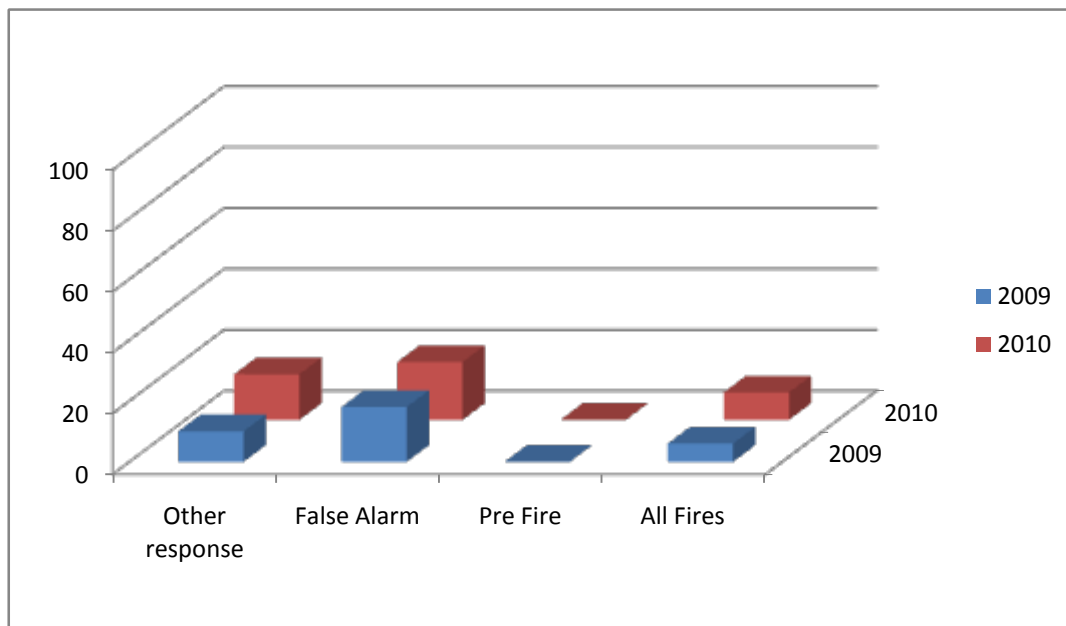
Responded to 43 calls in 2010 compared to 68 in the second quarter of 2009.

Town of The Blue Mountains Fire Dept.

Response Type Comparison Chart

2nd Quarter

The following chart demonstrates response type, as a percentage of the overall responses during the same time periods

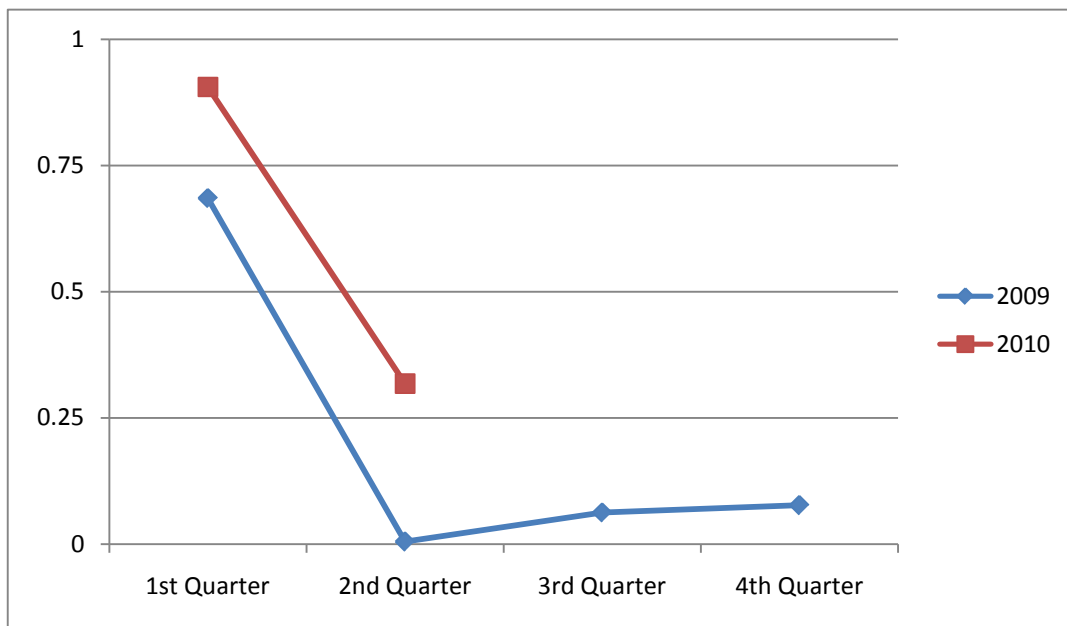


Blue Mountains Fire & Rescue responded to similar response types during the 2nd quarters of 2009 & 2010.

Town of The Blue Mountains Fire Department

Dollar Loss Comparison Chart

The following chart demonstrates quarterly dollar loss comparisons in million dollars.



In 2010, the Blue Mountains Fire & Rescue responded to 6 fires resulting in \$905,600 in dollar loss compared to 7 fires resulting in \$685,500 over the same period in 2009.

The Blue Mountains Fire & Rescue responded to 9 fires resulting in \$318,000 in dollar loss compared to \$5,000 over the same period in 2009.

Town of The Blue Mountains Fire Department
10 Minute Notification
April – June 2010

The following statistics indicate apparatus and personnel on scene within 10 minutes from time of first page out.

The number of responses is based on responses to overheats, structure and outdoor fires and alarms. This number does not include responses to ambulance assists, motor vehicle accidents.

	Station 1	Station 2	Average
# of responses	13	17	
Pump on Scene (%)	8 of 13 (62%)	13 of 17 (77%)	(70%)
10 in 10 (%)	5 of 13 (39%)	4 of 17 (24%)	(32%)

Town of The Blue Mountains Fire Department
Quarterly Report
Mechanical

Months April – June

Year 2010

Apparatus Repair Costs

Unit #	Routine Maintenance	Unexpected Repair	Cost
191	Yes		390
192	Yes		390
171	Yes		390
181		Yes	296
501	Yes		335
502	Yes		130
502		Yes	450
503		Yes	1131
261		Yes	80
261	Yes		1910
261	Yes		1575
291		Yes	275
291	Yes		1037
281	Yes		620
281		Yes	560
ATV		Yes	175

Equipment Repair Costs

Unit	Routine Maintenance	Unexpected Repair	Cost
Small Engines		Yes	360
SCBA	Yes		450
Gas Meters			
Communications		Yes	170
Recharges/Refills			1500
Hydraulics			
Ground Ladders			2270
Air Fill Station			1915
Bunker Gear			1522
Tools/Chemicals			500

Fuel

Station	Gas	Diesel	Quarter	To Date
1	870	226	1096	1873
2	1168	998	2166	4342

TRAINING
2nd Quarter Report
April – June 2010

TRAINING STATS 2nd QUARTER – 2010 (In House)

April 2010		May 2010		June 2010	
Station # 1	Station # 2	Station # 1	Station # 2	Station # 1	Station # 2
88 Hours	94 Hours	122 Hours	128 Hours	132 Hours	132 Hours

In House training takes place every Monday night throughout the year.

TOPIC	NUMBER OF HOURS
Air Bags / Cribbing	28
Truck Checks	126
High Angle Rope Rescue	58
Station Maintenance / Clean up	28
Portable Pumps	30
Driver Training	36
Search & Rescue	128
Fire Streams	64
RIT Practice / FF Survival	70
Controlled Burn / Exposure Protection	28
Fire Attack / Water Supply / Pump Ops	28
L261 Training Station 1	26
Auto Extrication – Heavy Hydraulics	36

Ontario Fire College Courses – April 2010

Firefighters	Ontario Fire College Course	Number of Days
2	501 – 502 Incident Command	5 days
3	Trench Rescue Awareness	1 day
1	Fire Scene Assessment	3 days
2	CO 704 Career Development	Correspondence

Ontario Fire College Courses – May 2010

Firefighters	Ontario Fire College Course	Number of Days
1	Module A-B	10 days
4	Flashover	2 days

Ontario Fire College Courses – June 2010

Firefighters	Ontario Fire College Course	Number of Days
1	Confined Space Rescue	5 days

**Town of The Blue Mountains Fire Department
Quarterly Report
Mechanical**

Months - January - March

Year - 2010

Apparatus Repair Costs

Unit #	Routine Maintenance	Unexpected Repair	Cost
181		Yes	240
181		Yes	2035
261		Yes	980
ATV		Yes	

Equipment Repair Costs

Unit	Routine Maintenance	Unexpected Repair	Cost
Small Engines		Yes	190
SCBA			
Gas Meters	720	500	1220
Communications		96	96
Recharges/Refills			1700
Hydraulics			
Ground Ladders			
Air Fill Station		104	104
Bunker Gear	652		652
Tools/Chemicals	200	380	580

ADMINISTRATION

Staff Meetings are held bimonthly to discuss ongoing items within the department and determine ways of dealing with issues. The meetings also allow for the flow of information from each division of the fire department as well as from Senior Management and Council.

Fire Master Plan

The new Training Officer position for the Fire Department will be starting in August 2010. His first task will be to do a Risk Assessment for every job in the department as per the OH&S Audit, plus implementation of Fire Safety Plans for all Fire Department practice scenarios.

The only outstanding issue with personnel for the Fire Master Plan is the District Chief position for the Craigleith Station. We are in discussion with Paul Graham and Tracey McKenna and should have this in place shortly.

Simplified Risk Assessment

The Fire Prevention Officer has completed the department's latest "Simplified Risk Assessment", which is an analysis of the municipality's fire prevention programs and activities necessary to manage the community's fire risk. (This document has been put on hold), as we are awaiting the population figures. Once these are available the document can be forwarded to Council.

EMERGENCY MANAGEMENT

2nd Quarter Report

April – June 2010

Ongoing	Continue preparing for Town WSIB Audit on June 22 & 23, 2010
April 2010	Participated in Lead Program (Keeper's Cove). Participated on Committee defining the Town's Leadership Philosophy Statement.
May 2010	Attended the Ontario Association of Fire Training Officers Conference for four days in Toronto. Attended Asbestos Awareness Training Emergency Preparedness Week: Distributed approximately 300 Emergency Preparedness Challenge Information Kits to Beaver Valley Community School grades 3 – 6. Radio Announcements from 95.1 The Peak on Emergency Preparedness week and the Preparedness Challenge. Newspaper articles in the Courier Herald and Collingwood Connection. Information posted on the Town Website
June 2010	Set up Information Booth for Preparedness Challenge for children of different ages at the Engineering and Public Works Day.

