



THE BLUE MOUNTAINS FIRE DEPARTMENT
2010 YEAR END REPORT

The Vision of The Town of The Blue Mountains Fire Department is:

To provide the citizens of The Blue Mountains with pro-active, effective and efficient delivery of fire, rescue, public education and fire prevention services; through a unified forward thinking organization with good morale and with the highest standards of personnel safety, fairness and professionalism.





REPORT TO: Finance & Administration Committee
FROM: Ron Doherty, Fire Chief
DATE: January 31, 2011
SUBJECT: Year End Report – 2010

The Blue Mountains Fire Department

Year End Report - 2010

This year end report is to provide information with regards to the operation and status of The Blue Mountains Fire Department for 2010

Highlights of 2010 Year:

- The department responded to 25 working fires, 112 false alarms, 9 pre-fire conditions and 66 other responses.
- EMS – Chief Doherty is continuing to work with Mike Muir from Grey County EMS to ensure ambulance services within The Blue Mountains are moving forward in a positive manner as it relates to their base location on fire department property. Grey County are currently proceeding through the site plan approval process, with John Metras reviewing the Land Lease Agreement for Council's consideration.

A site meeting was held on November 25, 2010 with Paul Graham, David Finbow, Mike Muir and myself to discuss the Storm Water Management Plan and it was decided to have Tom Grey review the existing plan and propose an alternative that could better suit the property.

**2010 TRAINING PERCENTAGES – Year End
HALL # 1 – 2010**

Below 50% Attendance	6 Firefighters
50% - 75%	9 Firefighters
76% - 100%	9 Firefighters

**2010 RESPONSE CALLS – Year End
HALL # 1 – 2010**

Below 50% Attendance	11 Firefighters
50% - 75%	8 Firefighters
76% - 100%	5 Firefighters

**2010 TRAINING PERCENTAGES – Year End
HALL # 2 – 2010**

Below 50% Attendance	2 Firefighters
50% - 75%	7 Firefighters
76% - 100%	10 Firefighters

**2010 RESPONSE CALLS – Year End
HALL # 2 – 2010**

Below 50% Attendance	4 Firefighters
50% - 75%	7 Firefighters
76% - 100%	7 Firefighters

**YEARS OF SERVICE – HALL #1
Volunteer Firefighters**

FIREFIGHTER'S NAME	NUMBER OF YEARS
A. J. Lake	27
Steve Staveley	22
Tom Watts	20
Mike Keaveney	20
Bryan Lowe	20
Randy Osborne	15
Shawn Postma	Retired 2010
Shawn Everitt	Retired 2010
Chris Cole	7
Scott Marritt	5
Andrew Morris	5
Luke Sauder	5
Marijan Lucic	4
Devon McDonald	4
Leah Hewgill	Retired 2010
Timo Hotari	1
Chris Lowe	1
Michael Hutten	1
Chris Allen	1
Joseph Scott	1
Jim Walton	Retired 2010
David Dick	1
Michelle Lakoseljac	1

Summary:

27 Years - 1
 22 Years - 1
 20 Years - 3
 15 Years - 1
 9 Years - 0
 7 Years - 1
 5 Year - 3
 4 Year - 2
 1 Year - 7

Total # of Firefighters – 19

**YEARS OF SERVICE – HALL #2
Volunteer Firefighters**

FIREFIGHTER'S NAME	NUMBER OF YEARS
Rob Keith	Retired 2010
Steve Conn	21
Wayne Marritt	Retired 2010
Al Sawatzky	11
Scott Wright	11
Bruce Fraser	9
Tyler Spies	9
Mike Keeling	9
Elijah McCaffrey	7
Derek McKenzie	4
Sean McKenzie	4
Colin Macready	4
Darren Johnston	3
Mike Scott	3
Meghan Loney	3
Cody Zanardo	3
Ian Doherty	1

Summary:

21 Years - 1
 20 Years - 0
 11 Years - 2
 9 Years - 3
 7 Years - 1
 4 Years - 3
 3 Years - 4
 1 Year - 1

Total # of Firefighters - 15

**Town of The Blue Mountains Fire Department
Year End Report
Fire Prevention**

Year 2010

Inspections

Request	13
Institutional	4
Commercial	108
Industrial	11
Assembly	54
Residential	50
Tents	19
Display Fireworks	12
Public Amusement Area Fireworks	0
Outdoor Public Amusement Area Approved	18
Electrical Orders Issued	2
Total	291

Fire & Life Safety Education

Focus Group	Topic	# of persons
BV Preschool	SDR, s/a, escape plans	40

(SDR – stop drop and roll, s/a – smoke alarms)

Distribution of Information

Quantity this Quarter	Quantity Year to Date
2790	4160

Public Service Announcements

Newspaper	Radio
16	4

Target Group Support

Target Group	Service
0	0

Fire Safety Plans

Plans Under Review	Buildings Inspected	Plans Approved
	4	10

Preplans

Plans Developed	Sites Inspected	Plans Presented to Dept.
2	2	2

Smoke Alarm Program

Dwellings Inspected	Deficiencies Identified
7	4

Fire Code Enforcement

Smoke alarm tickets issued – Part 1	Smoke alarm infractions Issued – Part 3	Part 3 – Fire Code Violations Registered	Results
1	3 – before the courts - pending	2 – before the courts -pending	Guilty - \$3755 Fine - \$235

Fire Investigations

Property Type	\$ Loss	Possible Cause
Commercial	500	Electrical
Residential	850,000	Electrical
Residential	3,000	Careless
Residential	80,000	Smoking
Residential	345,000	Electrical

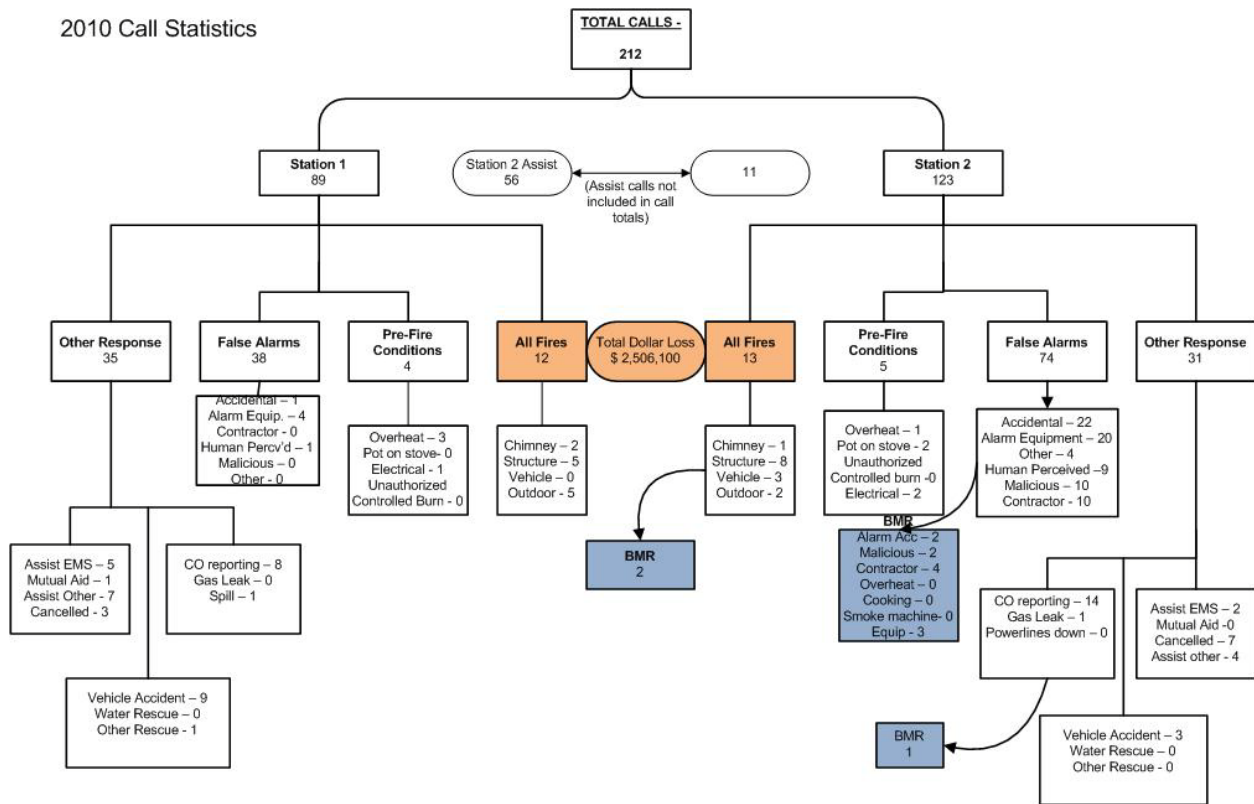
Non- Emergency Responses

CO Alarm	Smoke Alarm	Other
2	3	3

False Alarm By-law Letters Issued

R1	R2	R3	C1	C2	C3	C4+
14	3	6	6	5	2	3

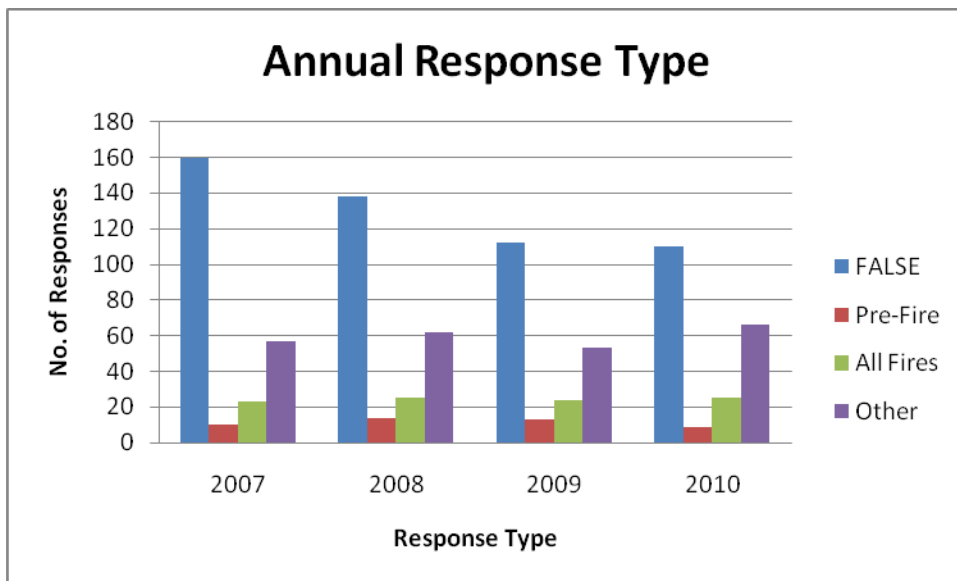
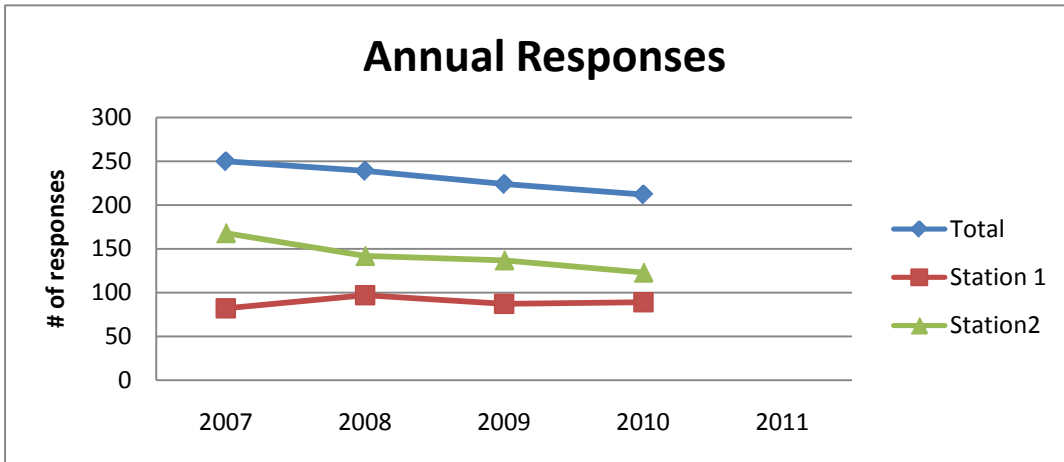
2010 Call Statistics



Town of The Blue Mountains Fire Department

Annual Response Comparisons

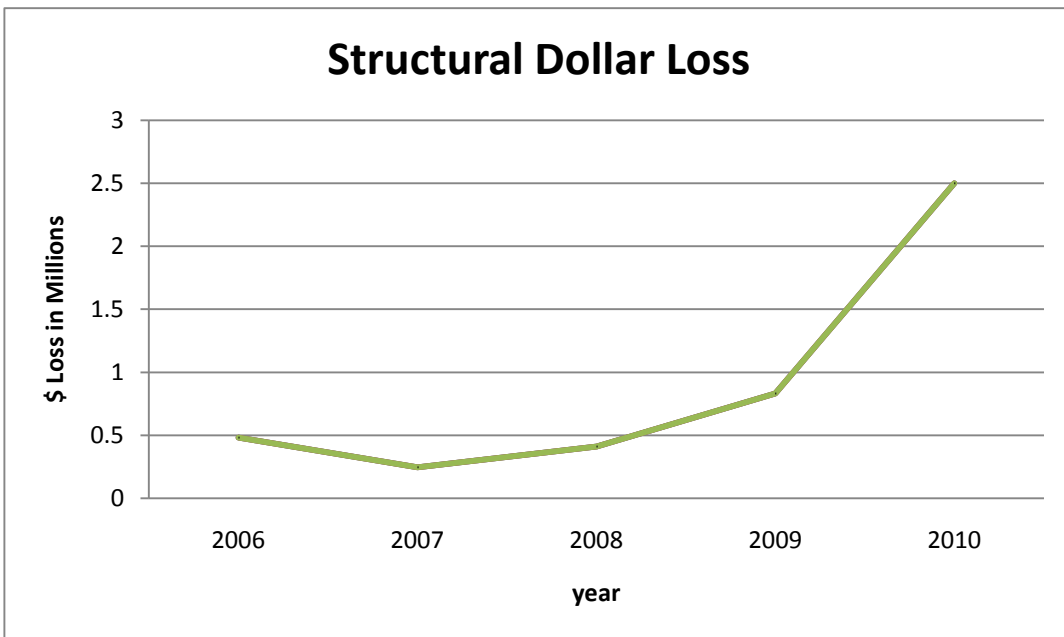
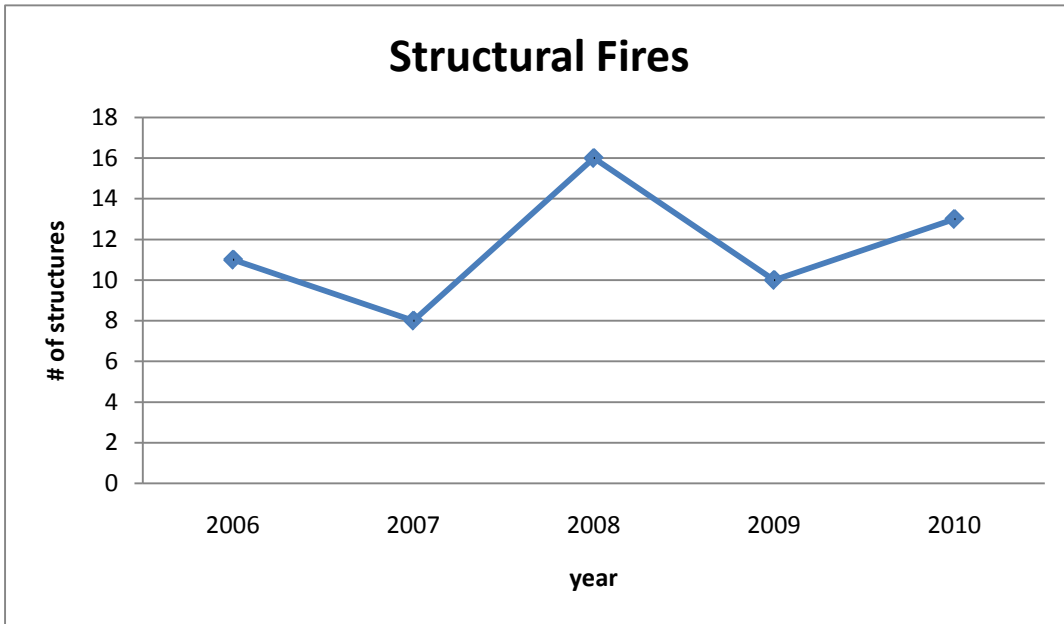
2007 - 2010



Town of The Blue Mountains Fire Department

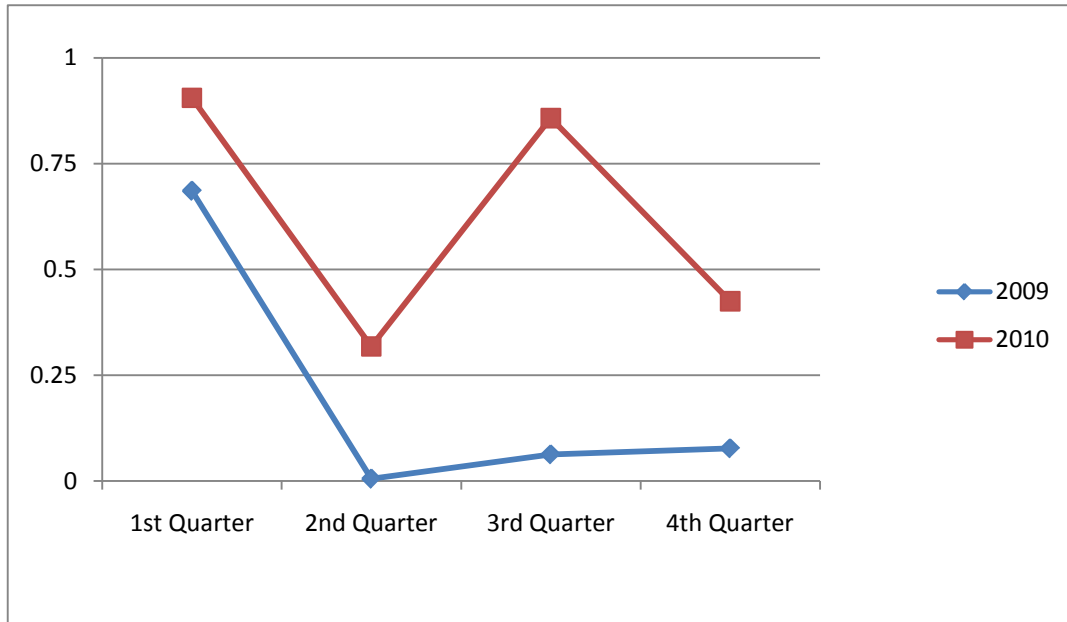
Annual Structural Fire Comparison

2006 - 2010



Town of The Blue Mountains Fire Department Dollar Loss Comparison Chart

The following chart demonstrates quarterly dollar loss comparisons in million dollars.



1st Quarter

During the first quarter of 2010, the Blue Mountains Fire & Rescue responded to 6 fires resulting in \$905,600 in dollar loss compared to 7 fires resulting in \$685,500 over the same period in 2009.

2nd Quarter

The Blue Mountains Fire & Rescue responded to 9 fires during the second quarter of 2010 resulting in \$318,000 in dollar loss compared to \$5,000 over the same period in 2009.


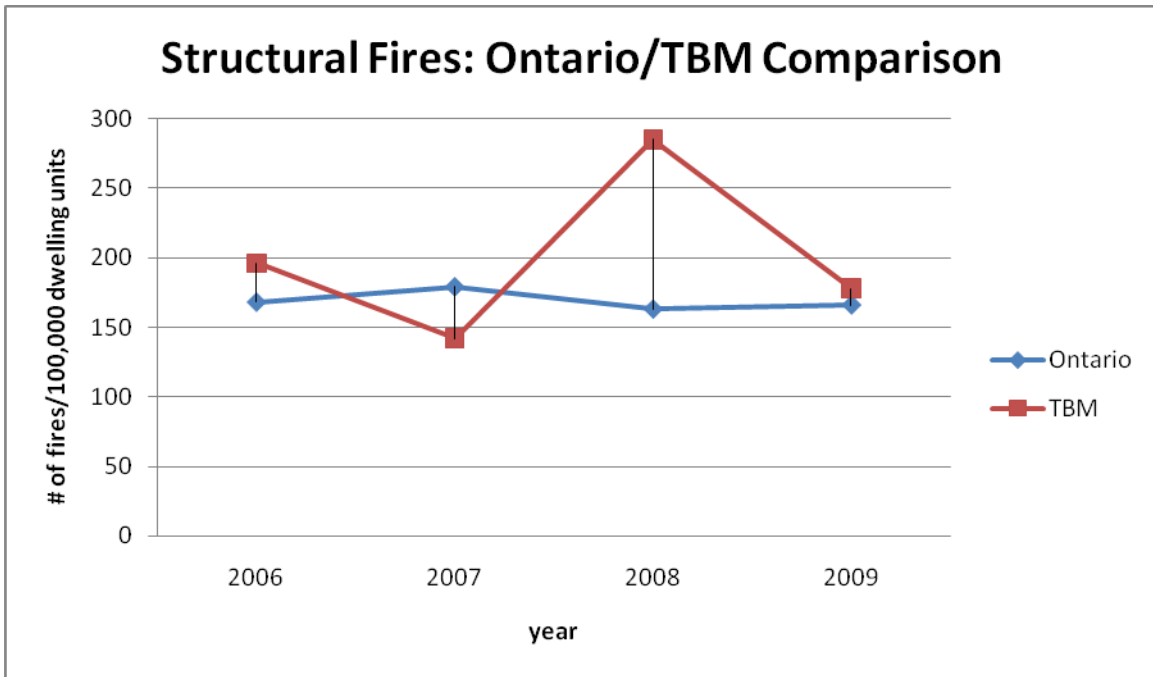
3rd Quarter

The Fire Dept responded to 6 fires during the third quarter resulting in \$857,500 in dollar loss compared to \$6,300 over the same period in 2009. One single family dwelling was totally destroyed resulting in \$850,000 of this quarterly loss.

4th Quarter

The Fire Dept responded to 2 residential fires resulting in \$425,000 loss.

Provincial Comparisons: Normalized



2010

**Town of The Blue Mountains Fire Department
 Response Statistics
 Times of Day
 Station #1
 Total Calls = 89**

MONTH	TIME OF DAY			DAY OF WEEK		% volume
	0 – 08	08 – 16	16 - 24	M – F	S - S	
January	0	4	5	4	5	10
February	0	0	2	1	1	2
March	2	3	3	6	2	9
April	0	1	4	1	4	6
May	1	2	3	4	2	7
June	5	4	3	5	7	14
July	1	3	3	4	3	8
August	1	5	4	7	3	11
September	0	4	2	2	4	6
October	4	2	1	4	3	8
November	0	2	4	2	4	7
December	2	5	4	8	3	12
0 – 08	16					18
08 – 16		35				39
16 – 24			38			43
M – F				48		54
S - S					41	46

Highest percentages of responses were during the months of June, August, January and December, between 1600 – 2400 hours, Monday – Friday.

2010
Town of The Blue Mountains Fire Department
Times of Responses to Fires
Station #1
Fires = 14

TYPE	TIME OF DAY			DAY OF WEEK		% volume
	0 – 08	08 – 16	16 - 24	M – F	S – S(H)	
CHIMNEY	0	0	3	1	2	25
STRUCTURE	1	0	3	0	4	33
VEHICLE	0	0	0	0	0	0
OUTDOOR	0	3	2	2	3	42
0 – 08	1					8
08 – 16		3				25
16 – 24			8			67
M – F				3		25
S - S					9	75

The highest percentage of fire responses involving structural fires occurred between the hours of 1600 – 24 hours, with 75% of those responses occurring on weekends and holidays.

2010
Town of The Blue Mountains Fire Department
Response Statistics
Times of Day
Station #2
Total Calls = 123

MONTH	TIME OF DAY			DAY OF WEEK		% volume
	0 – 08	08 – 16	16 - 24	M – F	S - S	
January	2	4	9	4	11	12
February	5	3	6	8	6	11
March	1	3	4	5	3	7
April	0	3	3	4	2	5
May	0	4	4	3	5	7
June	2	3	1	3	3	5
July	1	3	3	4	3	6
August	5	3	8	11	5	13
September	2	6	7	10	5	12
October	2	6	1	8	1	7
November	1	2	2	3	2	4
December	2	5	7	11	3	11
0 – 08	23					18
08 – 16		45				37
16 – 24			55			45
M – F				74		60
S - S					49	40

Highest percentages of responses were during the months of January, February, August and September, between 1600 – 2400 hours, Monday – Friday.

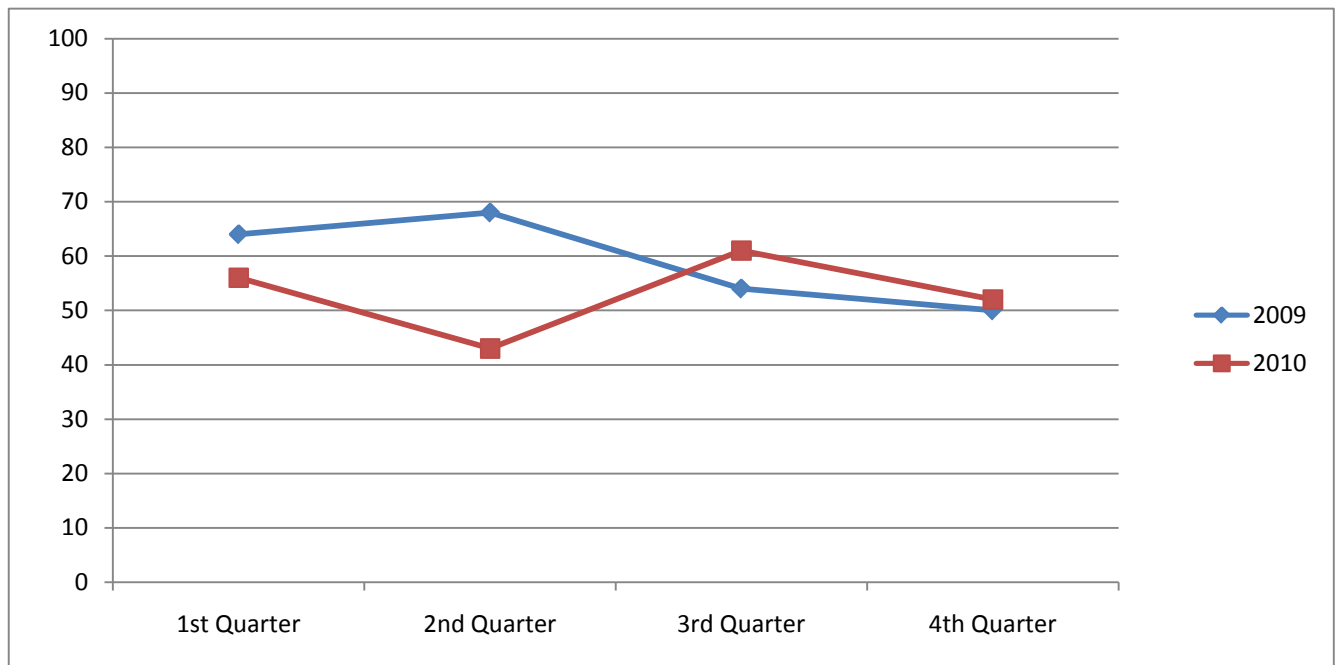
2010
Town of The Blue Mountains Fire Department
Times of Responses to Fires
Station #2
Fires = 14

TYPE	TIME OF DAY			DAY OF WEEK		% volume
	0 – 08	08 – 16	16 - 24	M – F	S - S	
CHIMNEY	0	0	1	1	0	8
STRUCTURE	11	2	5	2	6	62
VEHICLE	01	0	2	1	1	15
OUTDOOR	01	1	1	2	0	15
0 – 08	1					8
08 – 16		3				23
16 – 24			9			69
M – F				6		46
S - S					7	54

The highest percentage of fire responses involving structural fires occurred between the hours of 1600 – 2400 hours, with 54% of those responses occurring on weekends and holidays.

Town of The Blue Mountains Fire Department Response Volume Comparison Chart

The following chart demonstrates total quarterly responses.



1st Quarter

Blue Mountains Fire & Rescue responded to 56 calls in 2010 compared to 64 in the first quarter of 2009.

2nd Quarter

Responded to 43 calls in 2010 compared to 68 in the second quarter of 2009.

3rd Quarter

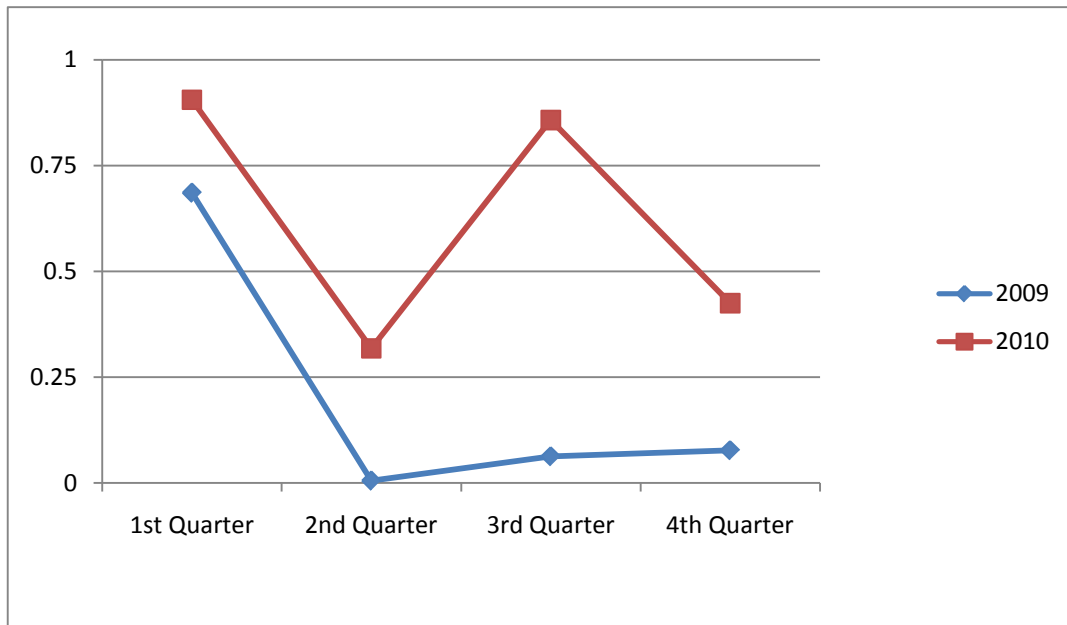
The Fire Dept responded to 61 calls compared to 54 in the 3rd quarter of 2009. The increase was contributed to by “other responses” which includes assisting other agencies and carbon monoxide alarm calls.

4th Quarter

The Fire Dept responded to a similar number of calls in the 4th quarter. 52 in 2010 and 50 in 2009.

Town of The Blue Mountains Fire Department Dollar Loss Comparison Chart

The following chart demonstrates quarterly dollar loss comparisons in million dollars.



1st Quarter

During the first quarter of 2010, the Blue Mountains Fire & Rescue responded to 6 fires resulting in \$905,600 in dollar loss compared to 7 fires resulting in \$685,500 over the same period in 2009.

2nd Quarter

The Blue Mountains Fire & Rescue responded to 9 fires during the second quarter of 2010 resulting in \$318,000 in dollar loss compared to \$5,000 over the same period in 2009.

3rd Quarter

The Fire Dept responded to 6 fires during the third quarter resulting in \$857,500 in dollar loss compared to \$6,300 over the same period in 2009. One single family dwelling was totally destroyed resulting in \$850,000 of this quarterly loss.

4th Quarter

The Fire Dept responded to 2 residential fires resulting in \$425,000 loss.

TRAINING
2010 Year End Report

TRAINING STATS Year End – 2010 (In House)

2010 Year end In-House Training	
Station # 1	Station # 2
Hours	Hours
1288	1266

In House training takes place every Monday night throughout the year.

TOPIC	NUMBER OF HOURS
Ontario Fire College Courses	42 = 108 days at College

As of the 2011-2012 course calendar from the Office of the Fire Marshal it has been announced that the Ontario Fire College will no longer be offering the 101, 401 and Introduction to the Incident Management System of the Company Officer Diploma Program also known as Level #1, This portion totals 88 hrs of in class instruction and lecture. Instead the OFC is downloading these courses to individual Fire Departments targeting Training Divisions to facilitate the delivery of these programs. In the coming months the Fire College has also announced that they will be downloading the Level #2 portion of the program which includes Company Officer 501 through 506, 601 and 602 as well as Fire Scene Assessment. The total time required for these programs is approximately 170 hrs of both in class lecture and Fire Ground Operations.

The Training Department is currently putting together a comprehensive training package to facilitate the delivery of these programs in-house.

Upcoming training 2011:

- Annual firefighter component certification to ensure OFC compliance.
- Develop training program for Company Officer Level #1 delivery.
- Work closely with Volunteer Firefighters to insure timely delivery of Level #1 program.
- Scheduling of additional training days/nights or weekends to ensure delivery of additional OFC materials.
- Work towards the upcoming download of Level #2 Company Officer program.
- Audit all firefighter training files to target those requiring the training.

- Continue Weekly Monday training nights to develop and maintain firefighter certification and competency.
- Development of 2011 recruit firefighter training program with the Deputy Chief

ADMINISTRATION

Staff Meetings are held bimonthly to discuss ongoing items within the department and determine ways of dealing with issues. The meetings also allow for the flow of information from each division of the fire department as well as from Senior Management and Council.

Chief Fire Prevention Officer

Duncan Rydall is now our new Chief Fire Prevention Officer who started on October 26, 2010. Duncan will be working out of Station #1 in Thornbury.

District Chief Position

The final outstanding issue with personnel for the Fire Master Plan is the District Chief position for the Craigleith Station. We are in discussion with Reg Russwurm and Tracey McKenna and we are hoping to have this in place shortly.

FIRE DEPARTMENT CHALLENGES FOR 2011

Duncan Rydall, Chief Fire Prevention Officer will be completing an updated "Simplified Risk Assessment" for the municipality. This assessment is an analysis of fire incidents within the Town of The Blue Mountains, to identify programs and activities necessary to effectively manage the community fire risk based on local needs and circumstances.

AJ Lake will be completing a Risk and Safety Management Plan, which municipalities are now expected to implement. The evaluation tool "Operational Planning" is the Official Guide to matching resource deployment and risk.

Recruitment and Retention continues to be a challenging issue within the Fire Department.

The implementation of Crisys, our new Fire Department Software Program, is taking place the first of 2011. Installation is to take place January 31, 2011 and training will start sometime in February and/or March.

Our enhanced Training Programs will be a top priority within the Fire Department for this year, as we continue to ensure our Volunteer Firefighters have the best opportunities for training and bettering themselves and the department. Our main focus will be Occupational Health and Safety coupled with developing training and lesson plans for Firefighter Core Competency Testing.

EMERGENCY MANAGEMENT

2010 Annual Report

We have completed the Annual Community “Essential” Level Program. This consists of 15 elements to be completed and sent in to Emergency Management Ontario. This Statement of Completion is to be in compliance with the Emergency Management and Civil Protection Act and its associated Regulation 380/04.

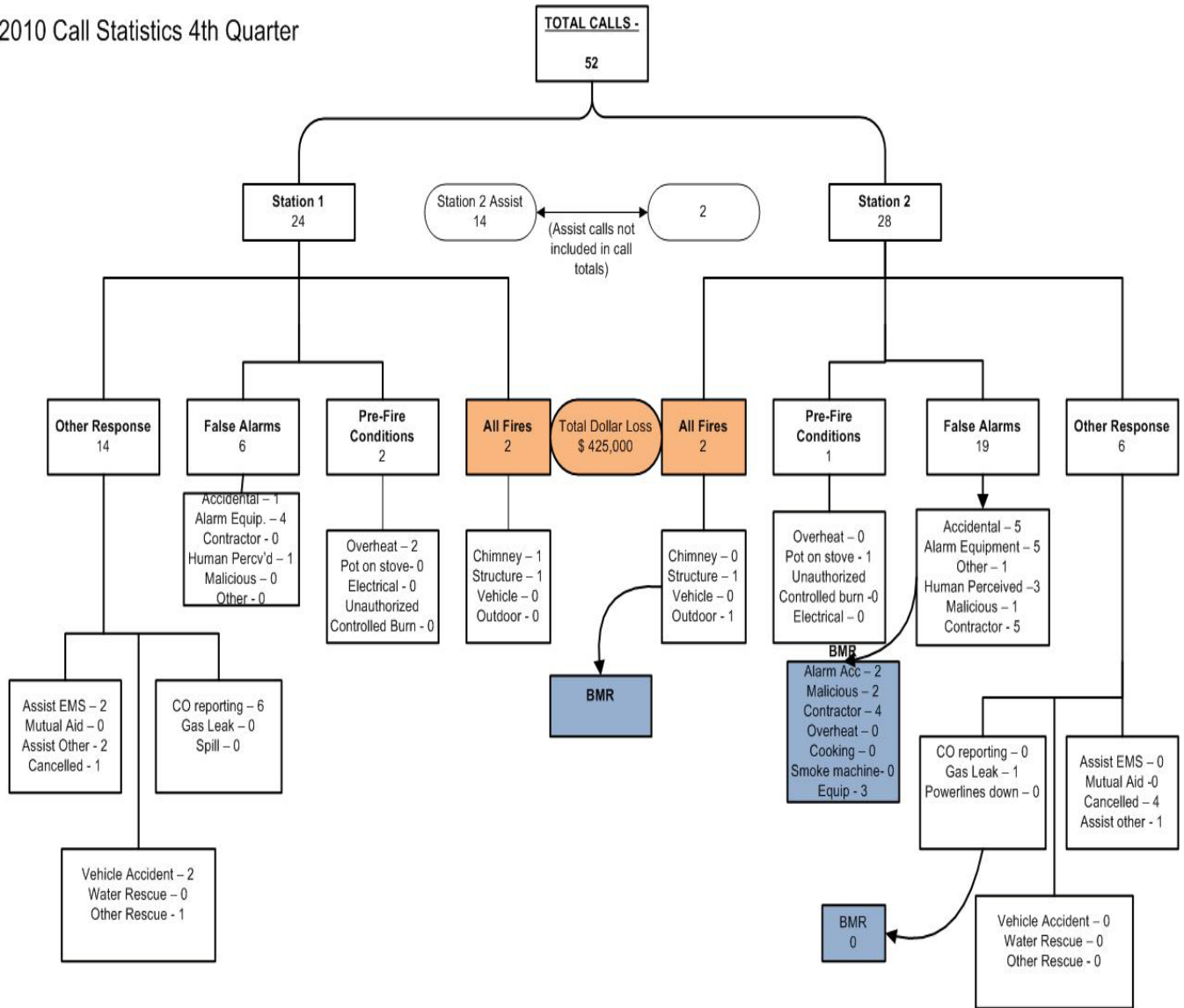
The following are the 15 elements which are required to be completed:

1. CEMC designated
 2. CEMC training completed
 3. Community Emergency Management Program Committee established
 4. Emergency Management Program Bylaw current
 5. Hazard identification and risk assessment current
 6. Emergency Response Plan reviewed and submitted to Emergency Management Ontario
 7. Emergency Response Plan Bylaw current
 8. Designated Emergency Operations Center
 9. Emergency Operations Center communications equipment
 10. Critical Infrastructure Inventory current
 11. Required annual training for Community Control Group
 12. Required annual emergency management exercise for Community Control Group
 13. Designated Emergency Information Officer available
 14. Public Education/Awareness Program delivered to residents
 15. Review elements and submitted to Emergency Management Ontario
- In 2010 the CEMC was asked to present lessons learned presentation to other communities and councils. This was also presented at the CEMC Bruce Sector Meeting and Grey County Council and Emergency Control Group.
 - The Annual exercise for 2010 was a first, as our Town Staff coordinated with Blue Mountains Resort Officials and Union Gas Officials to coordinate and mitigate an emergency response in the Village Core.

ADDENDUM

Fire Department 4TH QUARTER STATS

2010 Call Statistics 4th Quarter



2010 4TH QUARTER

**2010 TRAINING PERCENTAGES – 4th QUARTER
HALL # 1 – October - December**

Below 50% Attendance	3 Firefighters
50% - 75%	7 Firefighters
76% - 100%	11 Firefighters

**2010 RESPONSE CALLS – 4th QUARTER
HALL # 1 – October - December**

Below 50% Attendance	8 Firefighters
50% - 75%	9 Firefighters
76% - 100%	4 Firefighters

**2010 TRAINING PERCENTAGES – 4th QUARTER
HALL # 2 – October – December**

Below 50% Attendance	3 Firefighters
50% - 75%	6 Firefighters
76% - 100%	9 Firefighters

**2010 RESPONSE CALLS – 4th QUARTER
HALL # 2 – October – December**

Below 50% Attendance	9 Firefighters
50% - 75%	7 Firefighters
76% - 100%	2 Firefighters

**Town of The Blue Mountains Fire Department
4th Quarterly Report
Fire Prevention**

Months: **October - December**

Year: **2010**

Inspections

Request	4
Institutional	0
Commercial	36
Industrial	0
Assembly	3
Residential	0
Tents	0
Display Fireworks	1
Public Amusement Area Fireworks	0
Outdoor Public Amusement Area Approved	3
Electrical Orders Issued	0

Fire & Life Safety Education

Focus Group	Topic	# of persons

Distribution of Information

Quantity this Quarter	Quantity Year to Date

Public Service Announcements

Newspaper	Radio
0	4

Target Group Support

Target Group	Service
0	0

Fire Safety Plans

Plans Under Review	Buildings Inspected	Plans Approved

Preplans

Plans Developed	Sites Inspected	Plans Presented to Dept.

Smoke Alarm Program

Dwellings Inspected	Deficiencies Identified

Fire Code Enforcement

Smoke alarm tickets issued – Part 1	Smoke alarm Infractions Issued – Part 3	Part 3 – Fire Code Violations Registered	Results
1	3 – before the courts 1 – pending	2 – before the courts 2 – pending	Guilty - \$3755 Fine - \$235

Fire Investigations

Property Type	\$ Loss	Possible Cause
Residential	80,000	Smoking
Residential	345,000	Electrical

**Town of The Blue Mountains Fire Department
Quarterly Report
Mechanical**

Months October - December

Year 2010

Apparatus Repair Costs

Unit #	Routine Maintenance	Unexpected Repair	Cost
172		Yes	135
181	Yes		380
181		Yes	140
502	Yes		440
261		Yes	650
291		Yes	165
281	Yes		370

Equipment Repair Costs

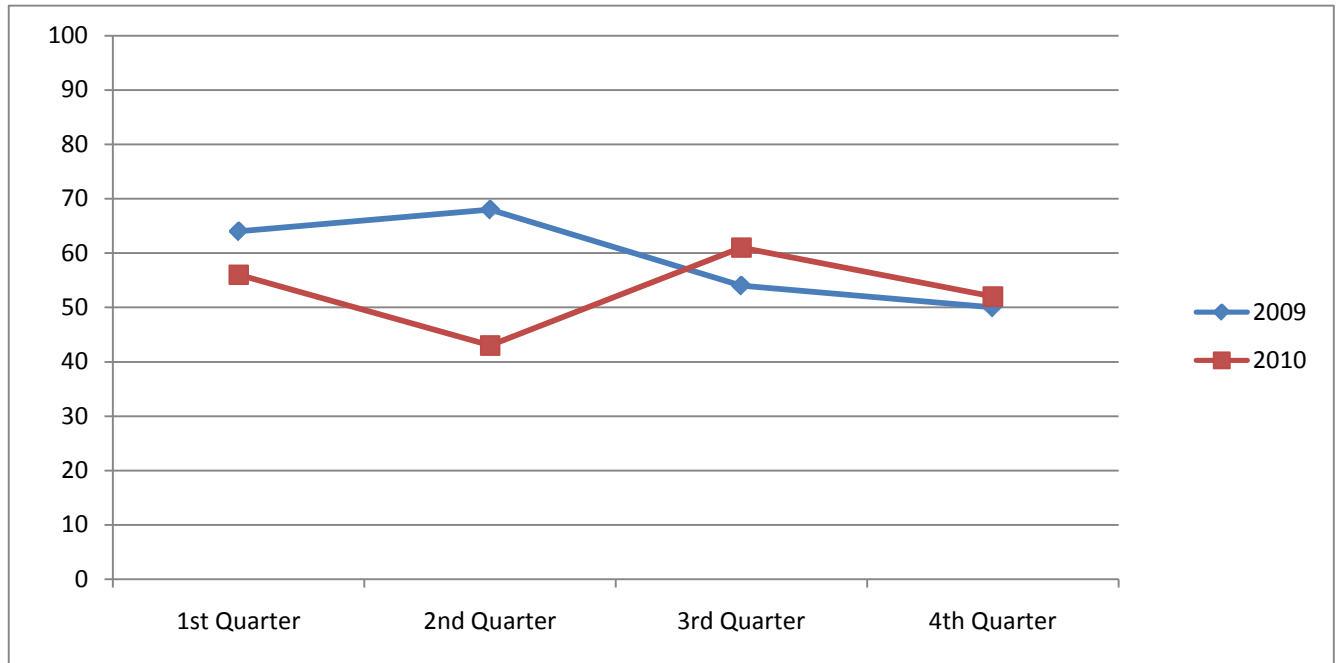
Unit	Routine Maintenance	Unexpected Repair	Cost
Small Engines	Yes		1200
SCBA		yes	1300
Gas Meters	yes		600
Communications		yes	240
Recharges/Refills	Yes		900
Hydraulics			
Ground Ladders			
Air Fill Station	yes		1900
Bunker Gear	yes		850
Tools/Chemicals			

Fuel

Station	Gas	Diesel	Quarter	To Date
1	919	360	1279	6477
2	753	618	1371	7758

Town of The Blue Mountains Fire Department Response Volume Comparison Chart

The following chart demonstrates total quarterly responses.



1st Quarter

Blue Mountains Fire & Rescue responded to 56 calls in 2010 compared to 64 in the first quarter of 2009.

2nd Quarter

Responded to 43 calls in 2010 compared to 68 in the second quarter of 2009.

3rd Quarter

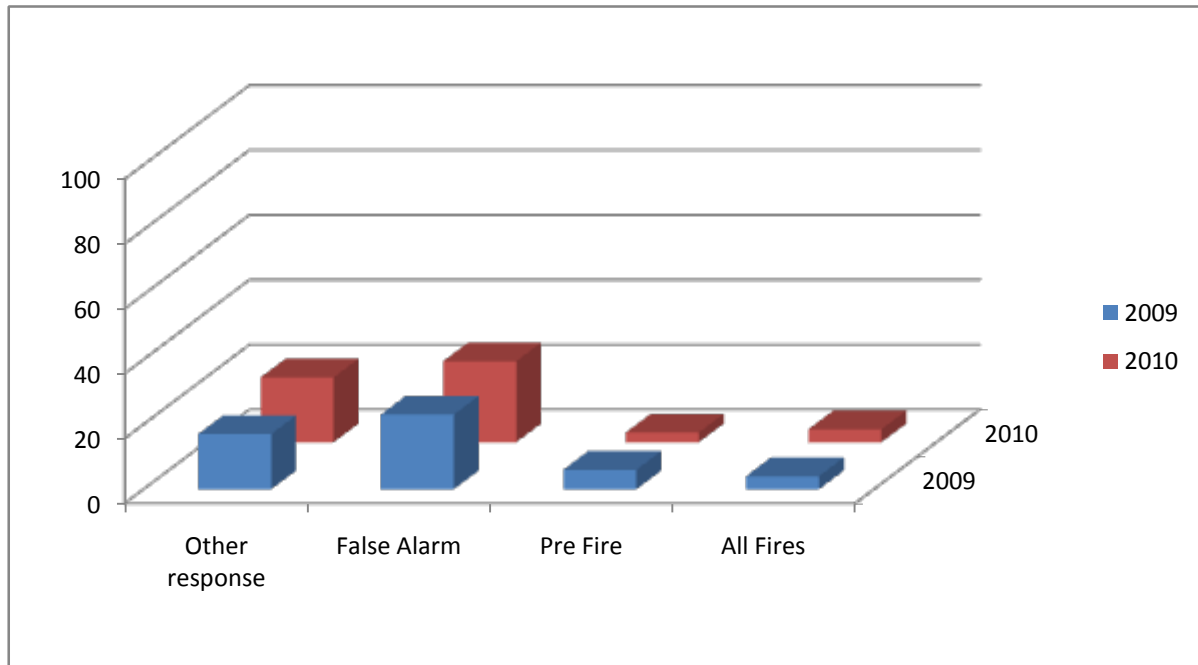
The Fire Dept responded to 61 calls compared to 54 in the 3rd quarter of 2009. The increase was contributed to by “other responses” which includes assisting other agencies and carbon monoxide alarm calls.

4th Quarter

The Fire Dept responded to a similar number of calls in the 4th quarter. 52 in 2010 and 50 in 2009.

**Town of The Blue Mountains Fire Dept.
Response Type Comparison Chart
4th Quarter**

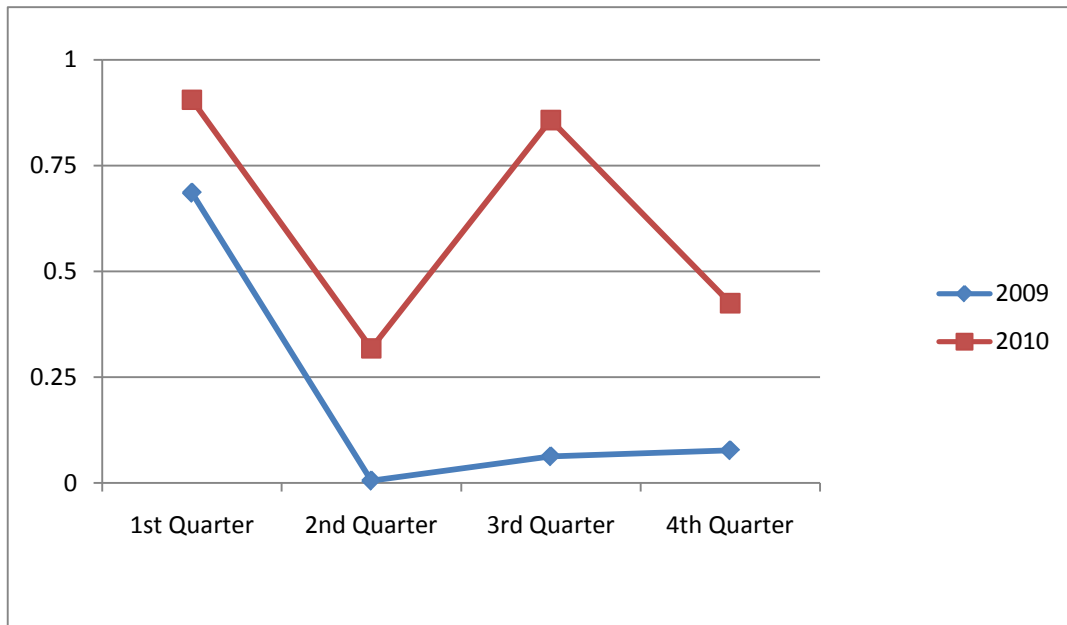
The following chart demonstrates response type, as a percentage of the overall responses during the same time periods



Blue Mountains Fire & Rescue responded to similar response types during the 4th quarter of 2009 & 2010.

Town of The Blue Mountains Fire Department Dollar Loss Comparison Chart

The following chart demonstrates quarterly dollar loss comparisons in million dollars.



1st Quarter

During the first quarter of 2010, the Blue Mountains Fire & Rescue responded to 6 fires resulting in \$905,600 in dollar loss compared to 7 fires resulting in \$685,500 over the same period in 2009.

2nd Quarter

The Blue Mountains Fire & Rescue responded to 9 fires during the second quarter of 2010 resulting in \$318,000 in dollar loss compared to \$5,000 over the same period in 2009.

3rd Quarter

The Fire Dept responded to 6 fires during the third quarter resulting in \$857,500 in dollar loss compared to \$6,300 over the same period in 2009. One single family dwelling was totally destroyed resulting in \$850,000 of this quarterly loss.

4th Quarter

The Fire Dept responded to 2 residential fires resulting in \$425,000 loss.

**Town of The Blue Mountains Fire Department
10 Minute Notification
October - December 2010**

The following statistics indicate apparatus and personnel on scene within 10 minutes from the time of first page out.

The number of responses is based on responses to overheats, structure and outdoor fires, and alarms. This number does not include responses to ambulance assists, motor vehicle accidents.

	Station 1	Station 2	Average
# of responses	19	22	
Pump on Scene (%)	12 of 19 (63%)	16 of 22 (73%)	(68%)
10 in 10 (%)	5 of 19 (26%)	2 of 22 (9%)	(18%)

**Town of The Blue Mountains Fire Department
Quarterly Report
Mechanical**

Months October - December

Year 2010

Apparatus Repair Costs

Unit #	Routine Maintenance	Unexpected Repair	Cost
172		Yes	565
181	Yes		380
181		Yes	140
502	Yes		440
502		Yes	480
261		Yes	700
291		Yes	165
281	Yes		490
281		Yes	360
191		Yes	980
271	Yes		880
192	Yes		500
191	Yes		320

Equipment Repair Costs

Unit	Routine Maintenance	Unexpected Repair	Cost
Small Engines	Yes		1200
SCBA		yes	1300
Gas Meters	yes		600
Communications		yes	240
Recharges/Refills	Yes		900
Hydraulics			
Ground Ladders			
Air Fill Station	yes		1900
Bunker Gear	yes		850
Tools/Chemicals			

Fuel

Station	Gas	Diesel	Quarter	To Date
1	1546	786	2332	8375
2	988	791	1779	8166

**Town of the Blue Mountains Fire Department
4th Quarter Report**

Non- Emergency Responses

CO Alarm	Smoke Alarm	Other
1	1	

False Alarm By-law Letters Issued in accordance with 2009-72 Schedule D.7

R1	R2	R3	C1	C2	C3	C4+
2	2		4	2	1	3

TRAINING
2010 – 4th Quarter Report

TRAINING STATS 4th Quarter Report – 2010 (In House)

October 2010		November 2010		December 2010	
Station # 1	Station # 2	Station # 1	Station # 2	Station # 1	Station # 2
Hours	Hours	Hours	Hours	Hours	Hours
94	100	96	100	82	106

In House training takes place every Monday night throughout the year.

TOPIC	NUMBER OF HOURS
Fire Suppression	24
Incident Command Scenario	62
First Responder Scenario	60
Truck / SCBA	112
Ropes/Knots/PPE Checks	48
Portable Extinguishers	58
Reading smoke-building construction	42
SOG Review	44
Preplan Review	82

EMERGENCY MANAGEMENT

4th Quarter Report

October – December 2010

Ongoing	Continuing with maintenance of the Emergency Response Plan (essential level Emergency Management Act 380/04) Developing fire department Standard Operating Guidelines
October 2010	Information table at Fire Dept Open House (Public Education) Continued Response Plan Updates Meetings with Blue Mountain Resort-Planning Table Top Exercise.
November 2010	Continued updates to response plan Attended Sector Meeting in Walkerton Met with Blue Mountain Resort staff to plan table top exercise for December
December 2010	Annual Community Control Group Update and Training. Annual Table Top Exercise with Guest Blue Mountain Resort (Emergency Management Ontario Representative also in attendance.) Updated copies of Response Plan distributed. Annual Compliance documents submitted to Emergency Management Ontario as per Regulation 380/04 (Emergency Management and Civil Protection Act)

