



THE BLUE MOUNTAINS FIRE DEPARTMENT

2011 2nd QUARTER REPORT

The Vision of The Town of The Blue Mountains Fire Department is:

To provide the citizens of The Blue Mountains with pro-active, effective and efficient delivery of fire, rescue, public education and fire prevention services; through a unified forward thinking organization with good morale and with the highest standards of personnel safety, fairness and professionalism.





REPORT TO: Finance & Administration Committee
FROM: Ron Doherty, Fire Chief
DATE: August 23, 2011
SUBJECT: 2nd Quarter Report – 2011

The Blue Mountains Fire Department

Quarterly Report – April – June 2011

This quarterly report is to provide information with regards to the operation and status of The Blue Mountains Fire Department for the second quarter (April – June 2011)

Highlights of 2nd Quarter:

- The department responded to 6 fires, 24 false alarms, 6 pre-fire conditions and 14 other responses.
- EMS – Grey County EMS has completed the test holes for the building footprint of their new station in Craigeith.

I have conducted a preliminary site visit with the new CAO, Troy Speck to indicate to him the location for the new EMS Station and the future Fire Hall addition.

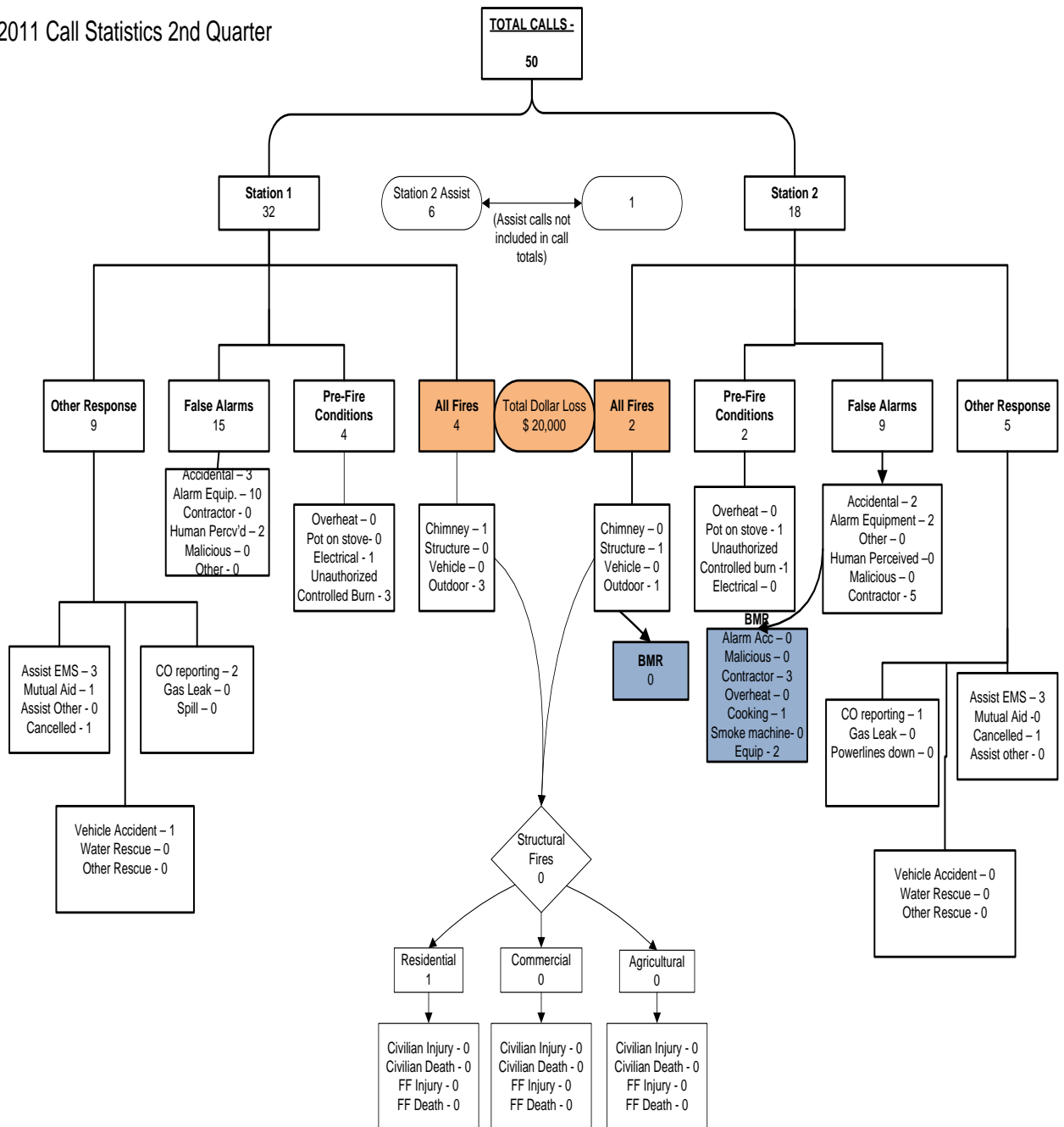
A non-statutory public meeting was held on July 4, 2011 to receive input from the public and commenting agencies as indicated in Report PL 11.79 by Director D. Finbow. Issues being raised at this meeting are being addressed.

- Recruitment – In accordance with the Fire Master Plan, the Fire Department is trying to increase its' compliment of volunteer firefighters to twenty four firefighters at each station. To date, we have received 9 applicants who will start their recruit process on September 12, 2011, 4 applicants for Station 1 and 5 applicants for Station 2.

- Vehicle Replacement – The Tender for the 4 wheel drive pick-up truck replacement has been awarded.

The preparation of the Request for Proposal for a 3000 imperial gallon pumper tanker will be completed by the end of August. This new pumper tanker will replace the 1986 Tanker at Station #2 and the 1987 Tanker at Station #1.

2011 Call Statistics 2nd Quarter



**YEARS OF SERVICE – HALL #1
Volunteer Firefighters**

FIREFIGHTER'S NAME	NUMBER OF YEARS
A. J. Lake	28
Randy Osborne	25
Steve Staveley	23
Tom Watts	21
Mike Keaveney	21
Bryan Lowe	21
Chris Cole	8
Scott Marritt	6
Andrew Morris	6
Luke Sauder	6
Marijan Lucic	5
Devon McDonald	5
Timo Hotari	2
Chris Lowe	2
Michael Hutten	2
Chris Allen	2
Joseph Scott	2
David Dick	2
Michelle Lakoseljac	2
Hindle Mary	1
Rydall Duncan	1

Summary:

28 Years - 1
 25 Years - 1
 23 Years - 1
 21 Years - 3
 8 Years - 1
 6 Years - 3
 5 Year - 2
 2 Year - 7
 1 Year - 2

Total # of Firefighters – 21

**YEARS OF SERVICE – HALL #2
Volunteer Firefighters**

FIREFIGHTER'S NAME	NUMBER OF YEARS
Steve Conn	22
Al Sawatzky	12
Scott Wright	12
Bruce Fraser	10
Tyler Spies	10
Mike Keeling	10
Elijah McCaffrey	8
Derek McKenzie	6
Sean McKenzie	5
Colin Macready	5
Darren Johnston	4
Mike Scott	4
Meghan Loney	4
Cody Zanardo	4
Ian Doherty	2

Summary:

22 Years - 1
 12 Years - 2
 10 Years - 3
 8 Years - 1
 6 Years - 1
 5 Years - 2
 4 Years - 4
 2 Year - 1

Total # of Firefighters – 15

Town of The Blue Mountains Fire Department

**2nd Quarterly Report
Fire Prevention**

Months April - June

Year 2011

Inspections

Request	2
Complaint	2
Institutional	1
Re - Inspections	11
Commercial	9
Industrial	0
Assembly	1
Residential (Smoke Alarm assist install)	3
Tents	6
Display Fireworks	6
Public Amusement Area Fireworks	0
Outdoor Public Amusement Area Approved	2
Electrical Orders Issued	0
Bunk house Inspections	43
Total Inspections	86

Fire & Life Safety Education

Focus Group	Topic	# of persons
Agriculture Group	Smoke Alarms	40
Village Management Life Safety Response	Test Mode Fire Alarm	10

Distribution of Information

Quantity this Quarter	Quantity Year to Date
Touch a Truck – 172 items (break down of material in prevention file)	172

Public Service Announcements

Newspaper	Radio

Target Group Support

Target Group	Meetings

Fire Safety Plans

Plans Under Review	Buildings Inspected	Plans Approved
5		3

Preplans

Plans Developed	Sites Inspected	Plans Presented to Dept.

Smoke Alarm Program (DR Reviewing)

Dwellings Inspected	Deficiencies Identified
29	Replaced 3 interconnected

Fire Code Enforcement

Smoke alarm tickets issued – Part 1	Smoke alarm Infractions Issued – Part 3	Part 3 – Fire Code Violations Registered	Results
Issued Part 1	Awaiting court dates for 3 prosecutions from 1 st quarter		

Inspection Orders

195 Tyrolean Lane	Immediate Threat Issued June 30-, persons removed place to remain vacant until FC issues resolved
-------------------	---

195 Tyrolean Lane	ITL interim measure Order to Close being prepared- approved by OFM
-------------------	--

Fire Investigations

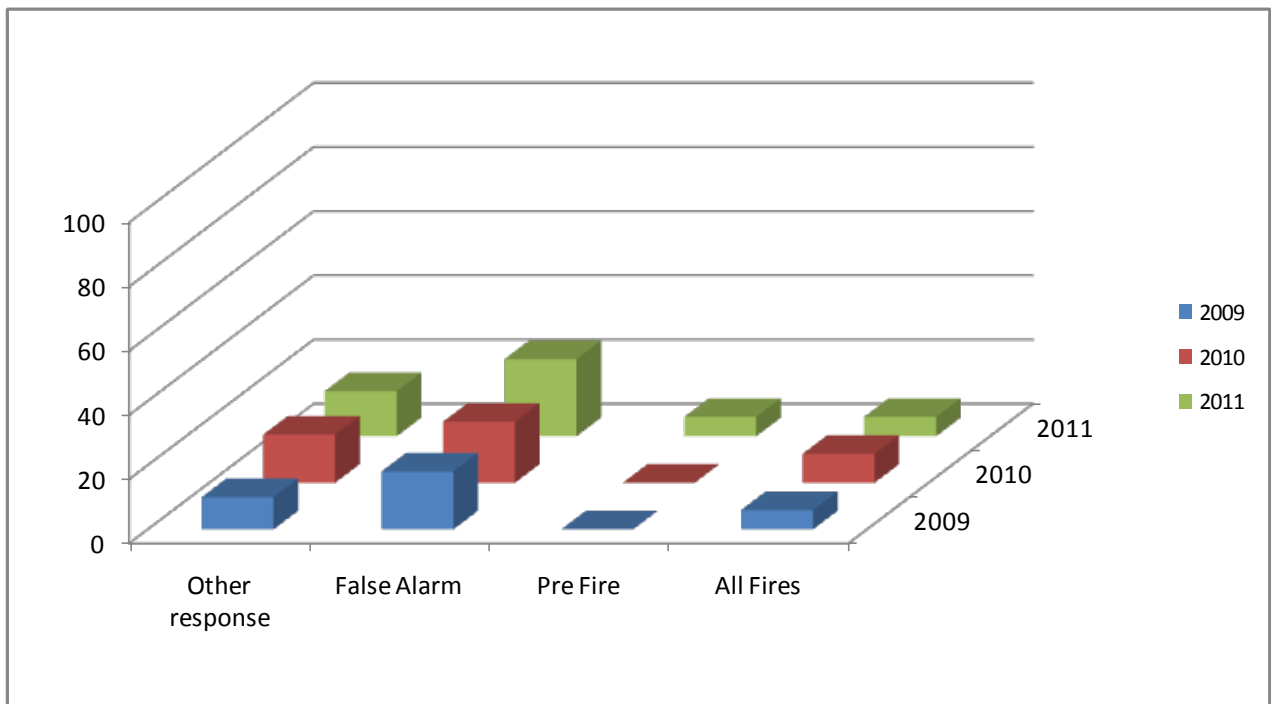
Property Type	\$ Loss	Possible Cause

Prevention Training

- Training of fire inspectors is ongoing, focusing on customer service and punctuality
- Reviewing file system for current files
- Re inspections were performed by Sauder /Keeling.
- Keeling / Sauder observed process at 195 Tyrolean
- Sauder /Keeling working on file systems and photo input to files
- CFPO Duncan Rydall completed CO 901 this quarter.
- Extinguisher training ongoing with public
- Prepared performance appraisal for semi annual review, to adjust training accordingly
- Smoke Alarm program to roll out in second quarter – Rental Condos to be target group as the revolving occupancy could exacerbate the tampering of smoke alarms

**Town of The Blue Mountains Fire Dept.
Response Type Comparison Chart
2nd Quarter
2011**

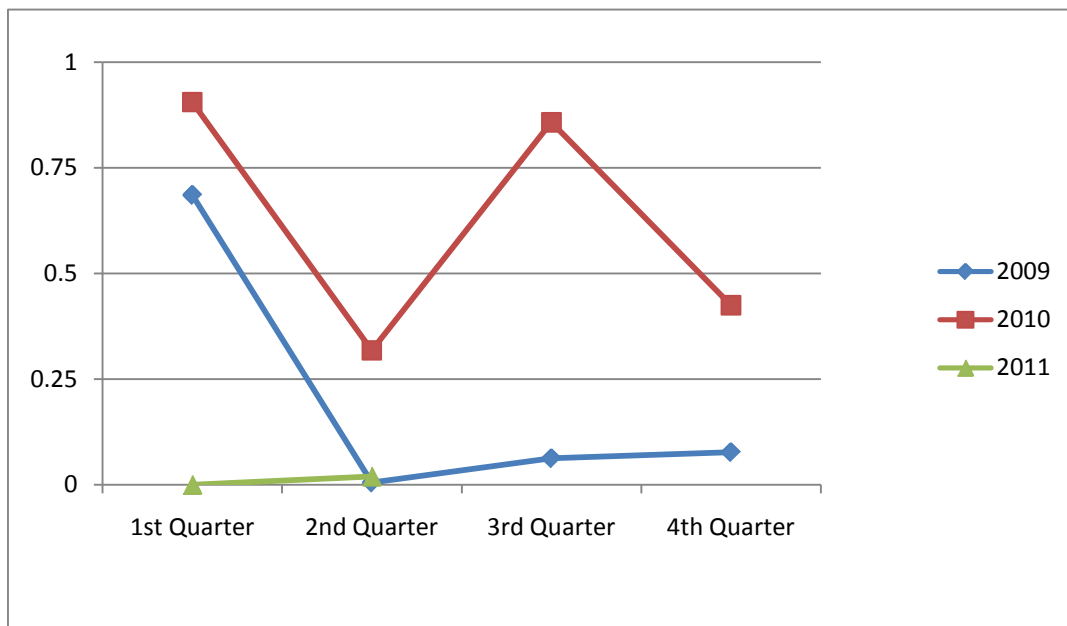
The following chart demonstrates response type, as a percentage of the overall responses during the same time periods



Blue Mountains Fire & Rescue responded to similar response types during the 2nd quarters of 2009, 2010 & 2011.

Town of The Blue Mountains Fire Department Dollar Loss Comparison Chart

The following chart demonstrates quarterly dollar loss comparisons in million dollars.



1st Quarter

During the first quarter of 2011, the Blue Mountains Fire & Rescue did not respond to any fires involving dollar loss.

2nd Quarter

During the 2nd quarter of 2011 the fire department responded to one residential structure fire suspected to have been caused by an electrical failure, which resulted in approximately \$20,000 dollar loss.

3rd Quarter

4th Quarter

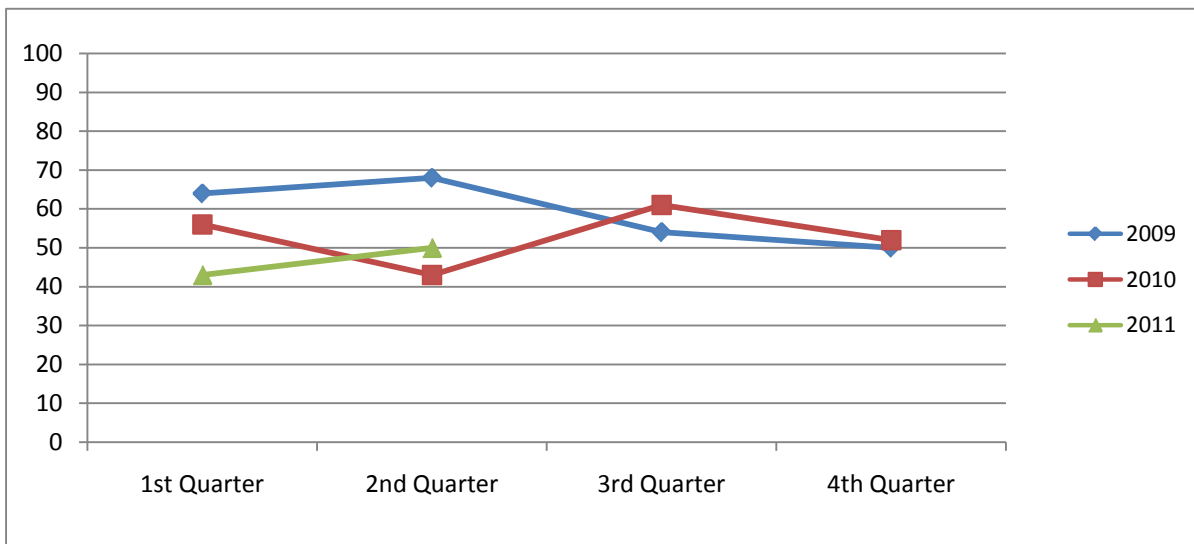
Town of The Blue Mountains Fire Department

Response Volume Comparison Chart

2nd Quarter

2011

The following chart demonstrates total quarterly responses.



1st Quarter

Blue Mountains Fire & Rescue responded to 50 calls in the second quarter of 2011 compared to 43 calls in 2010 and 68 in the second quarter of 2009.

**Town of The Blue Mountains Fire Department
10 Minute Notification
April – June 2011**

The following statistics indicate apparatus and personnel on scene within 10 minutes from the time of first page out.

The number of responses is based on responses to overheats, structure and outdoor fires, and alarms. This number does not include responses to ambulance assists, motor vehicle accidents.

	Station 1	Station 2	Average
# of responses	21	12	
Pump on Scene (%)	16 of 21 (76%)	9 of 12 (50%)	(63%)
10 in 10 (%)	9 of 21 (43%)	1 of 12 (8%)	(26%)

Ten (10) minutes

It is expected that the average response time for a fully staffed apparatus to leave the fire station is six minutes. A four minute drive time from the station averages at approximately 3.75 kilometres.

Station 1 Responses

Seven of the twenty one responses were to areas 3.75 kilometres or more than a four minute drive time from station 1.

Station 2 Responses

Three of the twelve responses were to areas 3.75 kilometres or more than a four minute drive time from station 2.

Corrected Response Times within 3.75 Kilometres of the Station

	Station #1	Station #2	Average
# of Responses	14	9	
Pump on Scene	14 of 14 (100%)	8 of 9 (89%)	(95%)
10 in 10	9 of 14 (64%)	1 of 9 (11%)	(38%)

**Town of The Blue Mountains Fire Department
Quarterly Report
Mechanical**

Months April - June

Year 2011

Apparatus Repair Costs

Unit #	Routine Maintenance	Unexpected Repair	Cost
171	✓		860
181	✓		435
191	✓		385
191		✓	460
192	✓		385
261	✓		1500
281	✓		855
282	✓		300
181		✓	1600
501	✓		200
503		✓	1060
504	✓		400

Equipment Repair Costs

Unit	Routine Maintenance	Unexpected Repair	Cost
Small Engines	✓		460
SCBA			
Gas Meters	✓		540
Communications	✓		450
Communications		✓	770
Recharges/Refills	✓		200
Hydraulics			
Ground Ladders	✓		2600
Air Fill Station			
Bunker Gear	✓		600
Tools/Chemicals	✓		200

Fuel

Station	Gas	Diesel	Quarter	To Date
1	1282	276	1558	2638
2	536	359	895	2561

**Town of the Blue Mountains Fire Department
2nd Quarter
2011**

Non- Emergency Responses

CO Alarm	Smoke Alarm	Other
1	0	3

False Alarm By-law Letters Issued in accordance with 2009-72 Schedule D.7

R1	R2	R3	R4	C1	C2	C3	C4+
6	2	2	1	7	3	0	1

TRAINING
2nd Quarter Report
April – June 2011

TRAINING STATS 2nd QUARTER – 2011 (In House)

Station # 1	Station # 2	Station # 1	Station # 2	Station # 1	Station # 2
Hours	Hours	Hours	Hours	Hours	Hours
96	62	88	86	159	92

In House training takes place every Monday night throughout the year.

TOPIC	NUMBER OF HOURS
Truck / SCBA / PPE	148
Vehicle Extrication	58
Firefighter Survival Training	40
Incident Management Scenarios	46
High Angle Rescue	103
Pumper Operations	130
Hose Testing	52
Ontario Fire College Curriculum Signoffs	124
Mass Causality Scenario	45
First Responder training (medical calls)	50

Ontario Fire College Courses – April 2011

Firefighters	Ontario Fire College Course	Number of Days
1	Associate Instructor Level 1&2	5
2	FPO 301 Fire Prevention Theory	5

Ontario Fire College Courses – May 2011

Firefighters	Ontario Fire College Course	Number of Days
1	Company Officer 101	1
1	FPO 301 Fire Prevention Theory	5
1	Volunteer Firefighter module “B”	5
1	FPO 501 Advanced Fire Prevention Theory	5
1	CO701/FPO601 Principles of Adult Learning	3
1	CO 506 Incident Management Practice	5

Ontario Fire College Courses – June 2011

Firefighters	Ontario Fire College Course	Number of Days
2	FPO 302 Introductory Fire Inspections	4
1	Associate Instructor Level 1&2	5

Extra Training Delivered- Mon/Fri. 8:30-16:30

Volunteer Firefighters	44 hrs
Full Time Staff	54 hrs

Training:

Annual firefighter component certification to ensure firefighter compliance

All TBMFD un-certified Captains now enrolled in the Company Officer level 1 course, In house delivery.

Developed all lesson plans, PowerPoint's and associated educational material (awareness & Operations) for recruit firefighter training program.

Attend weekly Monday night training to develop and maintain firefighter competency

Develop and audit quarterly training schedules

TRAINING PERCENTAGES

2011 TRAINING PERCENTAGES – 2nd QUARTER – Hall # 1

HALL # 1 – April - June

Below 50% Attendance	3 Firefighters
50% - 75%	5 Firefighters
76% - 100%	13 Firefighters

2011 TRAINING PERCENTAGES – 2nd QUARTER – Hall # 2

HALL # 2 – April - June

Below 50% Attendance	3 Firefighters
50% - 75%	3 Firefighters
76% - 100%	9 Firefighters

RESPONSE PERCENTAGES

2011 RESPONSE PERCENTAGES – 2nd QUARTER – Hall # 1

HALL # 1 – April - June

Below 50% Attendance	7 Firefighters
50% - 75%	10 Firefighters
76% - 100%	4 Firefighters

2011 RESPONSE PERCENTAGES – 2nd QUARTER – Hall # 2

HALL # 2 – April – June

Below 50% Attendance	8 Firefighters
50% - 75%	4 Firefighters
76% - 100%	3 Firefighters

ADMINISTRATION

Staff Meetings are held bimonthly to discuss ongoing items within the department and determine ways of dealing with issues. The meetings also allow for the flow of information from each division of the fire department as well as from Senior Management and Council.

District Chief / CEMC

- Completed Associated Instructor course at the Fire College in Gravenhurst, so I can help delivery of OFM curriculum along with the Training Officer.
- Completed Job Hazard Analysis for each fire department position with the assistance of the fire prevention inspectors.
- Updated Georgian Tri-Tel Communications (Dispatch) with new maps from GIS and communicated with staff on fire department changes. (Ongoing).
- Coordinated Bell Canada to move termination point of emergency line to hall 1 Thornbury.
- Co-ordinating communications plan documentation, this is currently awaiting radio system repairs to be completed before more can be done.
- Assisted Deputy Chief Lake with development of SOG's and Town WSIB audit review.

Crisys Software

- There is specific training left to be completed with the Xpert Loader (this allows updating of addressing information to the system). This training will be completed sometime in August – September
- Fire Department Staff are continuing to key Fire Call Responses and Fire Prevention Inspections into the system.

EMERGENCY MANAGEMENT

2nd Quarter Report

April - June 2011

April 2011	Worked with County CEMC volunteer registration forms. Missed County exercise volunteer registration April 28
May 2011	Attended EMO Sector meeting Mount Forest May 26
June 2011	Participated in Town Public Works Day, Emergency Preparedness to school students on June 10 Prepared for BEM course, registration, printing, etc. Delivered BEM course to 10 TBM staff over 2 days June 28-29