

**STAFF REPORT:**

**PLANNING & BUILDING SERVICES (BUILDING & BY-LAW)**



**REPORT TO:** Planning & Building Committee  
**MEETING DATE:** May 4, 2011  
**REPORT NO.:** B.11.21  
**SUBJECT:** Building Permit Statistics – March 2011  
**PREPARED BY:** Greg Miller, Manager Building & By-law Services & Chief Building Official

**A. Recommendations**

**THAT Council** receive Staff Report B.11.21 "Permit Statistics – March 2011" for information purposes.

**B. Background**

Year-to-date activity reflects:

- 17 permits issued (v. 28 at the same time in 2010);
- \$6,388,285.00 in construction value (v. \$5,601,000.00 in 2010);
- Revenue of \$35,361.78 (v. \$49,450.40 in 2010)

**C. The Blue Mountains' Strategic Plan**

*"Providing a strong, well managed municipal government."*

**D. Budget Impact** (cc: Treasury if required)

N/A

**E. Addendums**

- Permit Activity/Tables/Charts.

Respectfully submitted,

---

Greg Miller  
Manager, Building & By-law/CBO

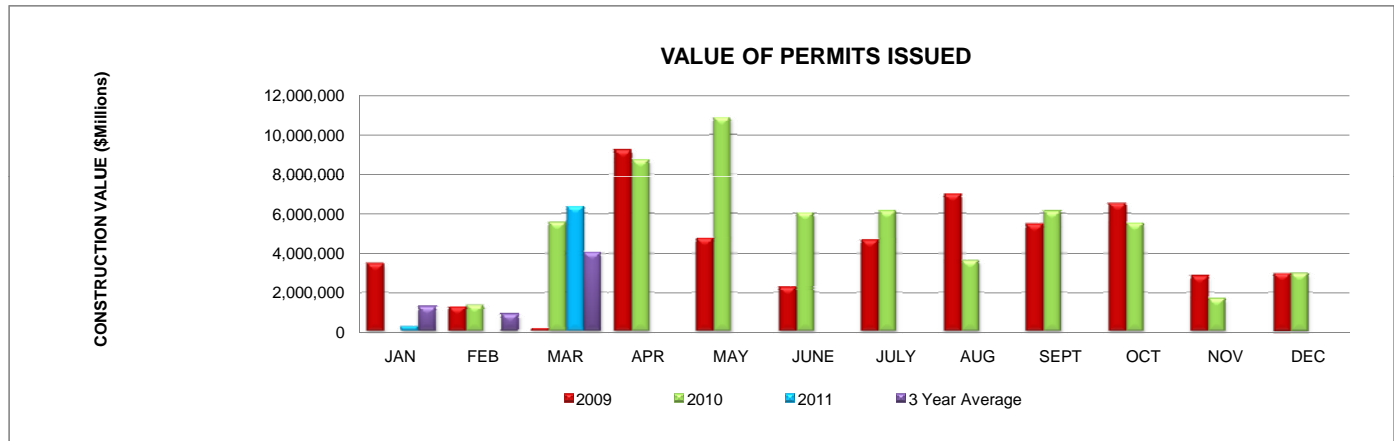
---

David Finbow  
Director, Planning & Building Services

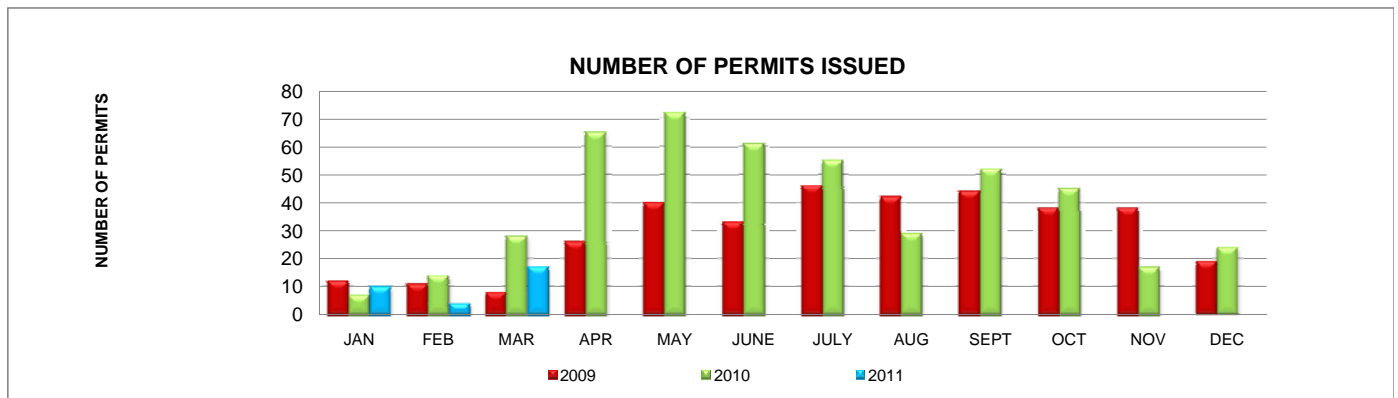


**TOWN OF THE BLUE MOUNTAINS  
MONTHLY BUILDING PERMIT ACTIVITY  
MARCH 2011**

	PERMITS ISSUED			DWELLING UNITS ISSUED			ESTIMATED CONSTRUCTION VALUE		
	2009	2010	2011	2009	2010	2011	2009	2010	2011
JAN	12	7	10	2	0	0	\$ 3,497,100.00	\$ 51,925.00	\$ 253,990.00
FEB	11	14	4	3	3	0	\$ 1,272,000.00	\$ 1,368,659.00	\$ 41,500.00
MAR	8	28	17	0	18	4	\$ 166,000.00	\$ 5,601,000.00	\$ 6,388,285.00
<b>1/4</b>	<b>31</b>	<b>49</b>	<b>31</b>	<b>5</b>	<b>21</b>	<b>4</b>	<b>\$ 4,935,100.00</b>	<b>\$ 7,021,584.00</b>	<b>\$ 6,683,775.00</b>
APR	26	65		9	10		\$ 9,228,386.25	\$ 8,740,900.00	
MAY	40	72		7	6		\$ 4,767,587.00	\$ 10,894,260.00	
JUNE	33	61		3	9		\$ 2,278,475.00	\$ 6,074,005.44	
<b>1/2</b>	<b>130</b>	<b>247</b>	<b>31</b>	<b>24</b>	<b>46</b>	<b>4</b>	<b>\$ 21,209,548.25</b>	<b>\$ 32,730,749.44</b>	<b>\$ 6,683,775.00</b>
JULY	46	55		4	11		\$ 4,682,580.00	\$ 6,182,800.00	
AUG	42	29		10	5		\$ 7,018,562.00	\$ 3,644,115.00	
SEPT	44	52		9	8		\$ 5,490,491.00	\$ 6,167,900.00	
<b>3/4</b>	<b>262</b>	<b>383</b>	<b>31</b>	<b>47</b>	<b>70</b>	<b>4</b>	<b>\$ 38,401,181.25</b>	<b>\$ 48,725,564.44</b>	<b>\$ 6,683,775.00</b>
OCT	38	45		10	8		\$ 6,545,048.40	\$ 5,548,000.00	
NOV	38	17		6	1		\$ 2,864,900.00	\$ 1,710,200.00	
DEC	19	24		4	5		\$ 2,983,500.00	\$ 2,998,825.00	
<b>YTD</b>	<b>357</b>	<b>469</b>	<b>31</b>	<b>67</b>	<b>84</b>	<b>4</b>	<b>\$ 50,794,629.65</b>	<b>\$ 58,982,589.44</b>	<b>\$ 6,683,775.00</b>



MONTH	TYPE	#	EST CONSTRUCTION VALUE
March 2011	DWELLINGS	4	\$ 4,500,000.00
	ADD/RENOS/DECK/ACCESSORY	6	\$ 573,500.00
	DEMOLITIONS	0	\$ -
	NON-RESIDENTIAL >250K	1	\$ 1,200,000.00
	FARM	0	\$ -
	OTHER	6	\$ 114,785.00





**TOWN OF THE BLUE MOUNTAINS  
MONTHLY BUILDING PERMIT ACTIVITY  
MARCH 2011**

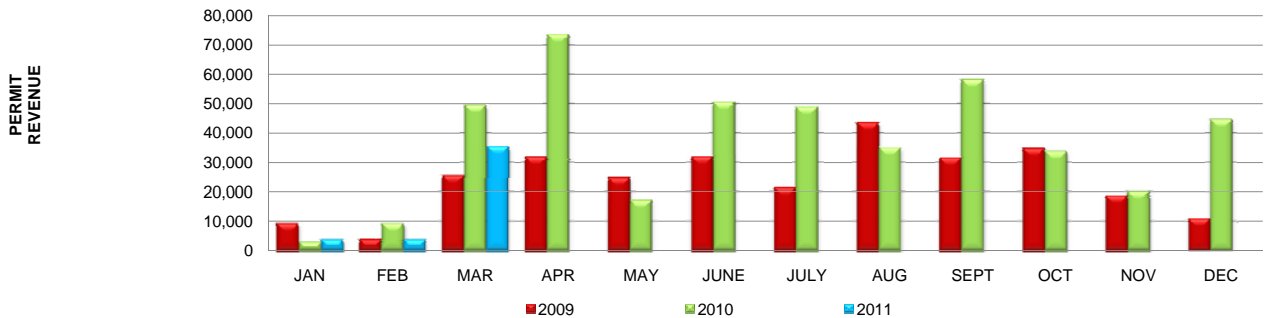
**BUILDING - PERMIT & INSPECTIONS REVENUE**

	2009	2010	2011
JAN	\$ 9,270.60	\$ 2,877.66	\$ 3,736.58
FEB	\$ 3,829.96	\$ 9,317.17	\$ 3,734.75
MAR	\$ 25,476.54	\$ 49,450.40	\$ 35,361.78
1/4	\$ 38,577.10	\$ 61,645.23	\$ 42,833.11
APR	\$ 31,840.95	\$ 73,593.00	
MAY	\$ 24,772.16	\$ 17,253.00	
JUNE	\$ 31,920.56	\$ 50,596.00	
1/2	\$ 127,110.77	\$ 203,087.23	\$ 42,833.11
JULY	\$ 21,514.43	\$ 48,887.00	
AUG	\$ 43,514.74	\$ 35,000.31	
SEPT	\$ 31,528.59	\$ 58,257.20	
3/4	\$ 223,668.53	\$ 345,231.74	\$ 42,833.11
OCT	\$ 34,703.30	\$ 33,727.10	
NOV	\$ 18,798.63	\$ 20,256.08	
DEC	\$ 10,912.00	\$ 44,558.90	
TOTAL	\$ 288,082.46	\$ 443,773.82	\$ 42,833.11

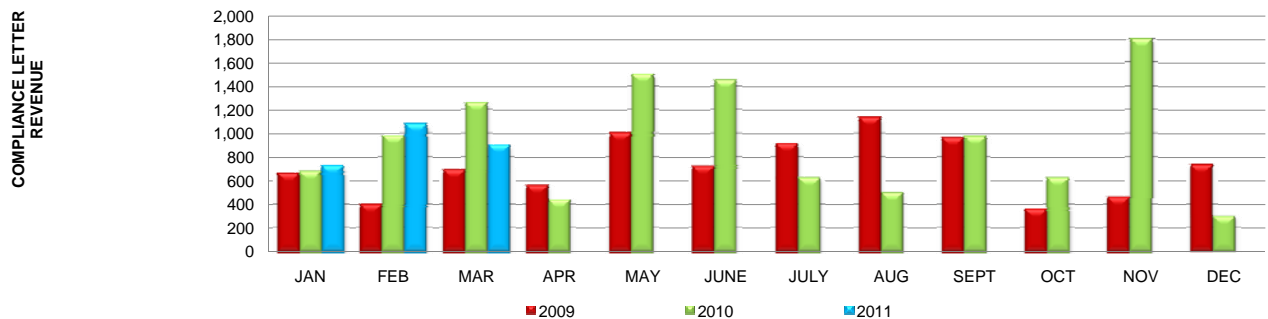
**BUILDING - COMPLIANCE LETTER REVENUE**

	2009	2010	2011
JAN	\$ 660.00	\$ 680.00	\$ 725.00
FEB	\$ 400.00	\$ 980.00	\$ 1,075.00
MAR	\$ 690.00	\$ 1,260.00	\$ 900.00
1/4	\$ 1,750.00	\$ 2,920.00	\$ 2,700.00
APR	\$ 560.00	\$ 440.00	\$ -
MAY	\$ 1,000.00	\$ 1,500.00	\$ -
JUNE	\$ 720.00	\$ 1,450.00	\$ -
1/2	\$ 4,030.00	\$ 6,310.00	\$ 2,700.00
JULY	\$ 910.00	\$ 625.00	\$ -
AUG	\$ 1,130.00	\$ 500.00	\$ -
SEPT	\$ 960.00	\$ 975.00	\$ -
3/4	\$ 7,030.00	\$ 8,410.00	\$ 2,700.00
OCT	\$ 360.00	\$ 625.00	\$ -
NOV	\$ 460.00	\$ 1,800.00	\$ -
DEC	\$ 730.00	\$ 300.00	\$ -
TOTAL	\$ 8,580.00	\$ 11,135.00	\$ 2,700.00

**REVENUE - BUILDING PERMITS**



**REVENUE - COMPLIANCE LETTERS**



Date : April 06, 2011

## Town of The Blue Mountains Monthly Permits Issued Report (Public)

Report generated from March 01,2011 To March 31,2011

Permit Number	Roll Number and Job Location	Legal Description	Type of Construction	Area of Work (m2)	Status	Construction Value
PRADD20110000049	135 MARGARET DRIVE 000006276060000	PLAN 937 LOT 14	Addition	70.233	Issued	\$ 275,000.00
PRBD20110000080	000011194100000	COLLINGWOOD CON 11 PT LOT 30 RP 16R9274 PART 1	Building	86.5	Issued	\$ 5,000.00
PRBD20100000702	000016062100000 KING ST E	THORNBURY TOWN PLOT PT LOTS 16 TO 19 N/S KING ST PT MCAULY ST RP 16R6048 PARTS 1 AND 2 RP 16R5032 PART 3	Building	557	Issued - Con:	\$ 1,200,000.00
PRD200900000518	209549 HIGHWAY 26 000006242000000	209549 HIGHWAY 26 PLAN 320 LOT 64	Deck/Pergola	17.83	Issued	\$ 2,500.00
PRD20110000033	569559 6TH SDR 000002167030000	CON 3 PT S 1/2 LOT 7 RP 16R2107 PART 4	Deck/Pergola	18	Issued	\$ 6,000.00
PRDG20110000081	000015201000000 149 SUNSET BOULEVARD	PLAN 515 LOT 13	Detached Garage	59	Issued	\$ 15,000.00
PRDW201100000109	000002006000000 795534 COLLINGWOOD-CLEARVIEW TOW	795498 BLUE MTN-CLRVIEW TNLN CON 1 PT LOT 7 LOT 8 TO 9	Dwelling	285	Issued	\$ 1,900,000.00
PRDW201100000113	000002006000000 795534 COLLINGWOOD-CLEARVIEW TOW		Dwelling	132	Issued	\$ 1,200,000.00
PRDW20110000054	000006415990000 CAMPERDOWN CRT	PLAN 1034 PT LOT 2, RP16R9843 PART 2	Dwelling	376	Issued - Con:	\$ 650,000.00
PRDW201100000110	107 RANKIN'S CRES 000015242820000	PLAN 16M2 LOT 42	Dwelling	245	Issued - Con:	\$ 750,000.00

Date : April 06, 2011

## Town of The Blue Mountains Monthly Permits Issued Report (Public)

Report generated from March 01,2011 To March 31,2011

Permit Number	Roll Number and Job Location	Legal Description	Type of Construction	Area of Work (m2)	Status	Construction Value
PRFB20110000 105	000003007000000	CONS 1 AND 2 PT LOT 18 RP 16R8686 PARTS 1 AND 2	Finished Basement	40	Issued	\$ 16,000.00
PRFB20110000 146	118 NATIONAL DR 000006085020000	PLAN 16M7 LOT 76	Finished Basement	93.25	Issued	\$ 44,500.00
PRPL20110000 107	115 CORTINA CRES 000006207600000	PLAN 1112 LOT 50	Plumbing	23	Issued	\$ 7,000.00
PRPP20110000 142	569559 6TH SDR 000002167030000	CON 3 PT S 1/2 LOT 7 RP 16R2107 PART 4	Private Pool Fence	50	Issued	\$ 40,000.00
PRREN2011000 0069	241 CLARK STREET 000011146000000	CON 9 W PT LOT 31	Renovations	120	Issued	\$ 75,000.00
PRREN2011000 0141	124 INDIAN CIRCLE 000011012060000	PL 1079 LOT 6 1/38 INT IN BLKS 39,40,42,43	Renovations	400	Issued	\$ 200,000.00
PRSG20110000 121	81 KING ST 000016038000000	TOWN PLOT PT LOT 19 KING W/S	Sign	9	Issued	\$ 2,285.00

Total Estimated Construction Value: **\$ 6,388,285.00**

Total Number of Permits Issued: **17**

**Town of The Blue Mountains**  
**Monthly Occupancies Issued (Public)**

Report generated from March 01,2011 To March 31,2011

Permit Number	Roll Number and Job Location	Legal Description	Construction Type	Status	Date Occupancy Issued	# of Units
2006-511	000003009440000	PLAN 1078 LOT 44	Dwelling	Issued	03/07/2011	
PRDW20100000195	000006152550000	PLAN 1124 LOT 7	Dwelling	Issued - Con:	03/15/2011	1
PRDW20100000454	000015242860000	PLAN 16M2 LOT 44	Dwelling	Issued - Con:	03/18/2011	1
PRDW20100000458	000006341010000	PLAN 424 LOT 8	Dwelling	Issued - Con:	03/10/2011	1
PRDW20100000092	000003007000000	CONS 1 AND 2 PT LOT 18 RP 16R8686 PARTS 1 AND 2	Dwelling	On-Hold	03/02/2011	1

Total Number of Occupancies: 5