

**STAFF REPORT:**

**PLANNING & BUILDING SERVICES (BUILDING & BY-LAW)**



**REPORT TO:** Planning & Building Committee  
**MEETING DATE:** September 7, 2011  
**REPORT NO.:** B.11.28  
**SUBJECT:** Building Permit Statistics – July 2011  
**PREPARED BY:** Greg Miller, Manager Building & By-law Services & Chief Building Official

**A. Recommendations**

**THAT Council** receive Staff Report B.11.28 "Permit Statistics – July 2011" for information purposes.

**B. Background**

Year-to-date activity reflects:

- 52 permits issued (v. 55 at the same time in 2010);
- \$5,651,615. in construction value (v. \$6,182,800. in 2010);
- Revenue of \$41,654.06 (v. \$48,887.00 in 2010)

**C. The Blue Mountains' Strategic Plan**

*"Providing a strong, well managed municipal government."*

**D. Financial Impact** (cc: Treasury if required)

N/A

**E. Addendums**

- Permit Activity/Tables/Charts.

Respectfully submitted,

---

Greg Miller  
Manager, Building & By-law/CBO

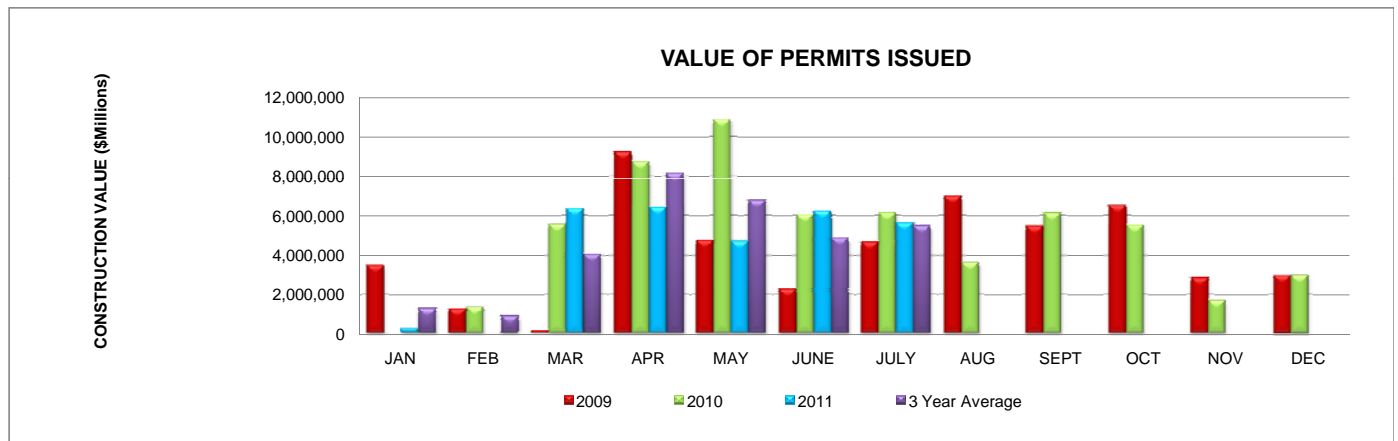
---

David Finbow  
Director, Planning & Building Services



**TOWN OF THE BLUE MOUNTAINS  
MONTHLY BUILDING PERMIT ACTIVITY  
JULY 2011**

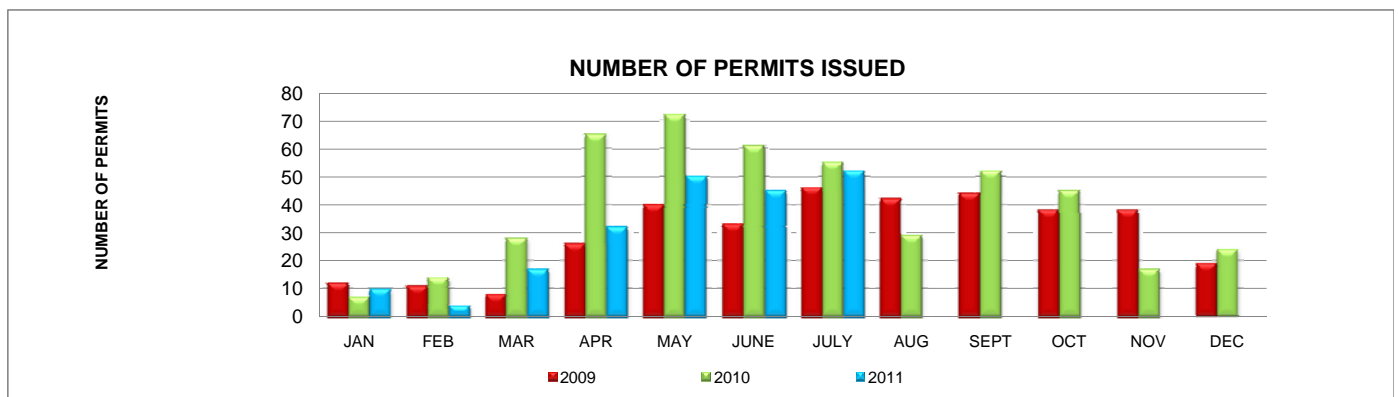
	PERMITS ISSUED			DWELLING UNITS ISSUED			ESTIMATED CONSTRUCTION VALUE		
	2009	2010	2011	2009	2010	2011	2009	2010	2011
JAN	12	7	10	2	0	0	\$ 3,497,100.00	\$ 51,925.00	\$ 253,990.00
FEB	11	14	4	3	3	0	\$ 1,272,000.00	\$ 1,368,659.00	\$ 41,500.00
MAR	8	28	17	0	18	4	\$ 166,000.00	\$ 5,601,000.00	\$ 6,388,285.00
1/4	31	49	31	5	21	4	\$ 4,935,100.00	\$ 7,021,584.00	\$ 6,683,775.00
APR	26	65	32	9	10	7	\$ 9,228,386.25	\$ 8,740,900.00	\$ 6,447,500.00
MAY	40	72	50	7	6	10	\$ 4,767,587.00	\$ 10,894,260.00	\$ 4,714,465.00
JUNE	33	61	45	3	9	9	\$ 2,278,475.00	\$ 6,074,005.44	\$ 6,255,970.00
1/2	130	247	158	24	46	30	\$ 21,209,548.25	\$ 32,730,749.44	\$ 24,101,710.00
JULY	46	55	52	4	11	6	\$ 4,682,580.00	\$ 6,182,800.00	\$ 5,651,615.00
AUG	42	29		10	5		\$ 7,018,562.00	\$ 3,644,115.00	
SEPT	44	52		9	8		\$ 5,490,491.00	\$ 6,167,900.00	
3/4	262	383	210	47	70	36	\$ 38,401,181.25	\$ 48,725,564.44	\$ 29,753,325.00
OCT	38	45		10	8		\$ 6,545,048.40	\$ 5,548,000.00	
NOV	38	17		6	1		\$ 2,864,900.00	\$ 1,710,200.00	
DEC	19	24		4	5		\$ 2,983,500.00	\$ 2,998,825.00	
YTD	357	469	210	67	84	36	\$ 50,794,629.65	\$ 58,982,589.44	\$ 29,753,325.00



MONTH  
July 2011

**SUMMARY - PERMITS ISSUED**

TYPE	#	EST CONSTRUCTION VALUE
Dwelling	6	\$ 4,300,000.00
Add/Renos/Deck/Accessory	23	\$ 702,000.00
Demolition	2	\$ 35,000.00
Non-Res >250K	1	\$ 510,000.00
Farm	0	\$ -
Other	20	\$ 104,615.00





**TOWN OF THE BLUE MOUNTAINS  
MONTHLY BUILDING PERMIT ACTIVITY  
JULY 2011**

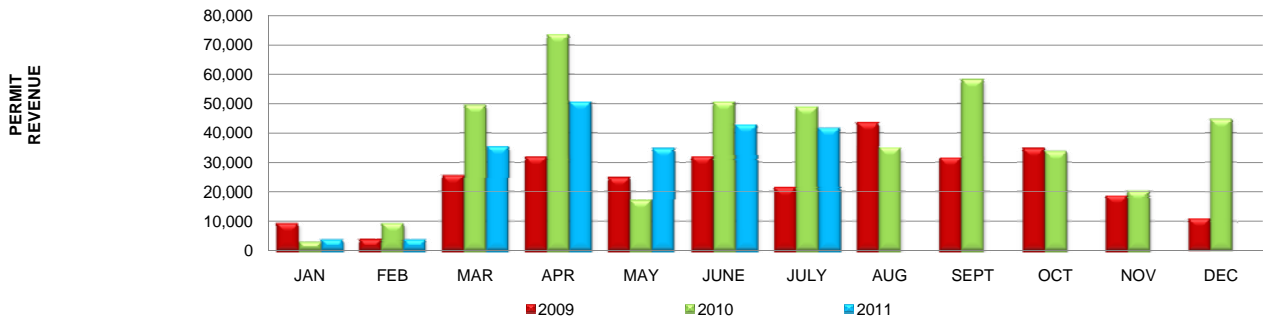
**BUILDING - PERMIT & INSPECTIONS REVENUE**

	2009	2010	2011
JAN	\$ 9,270.60	\$ 2,877.66	\$ 3,736.58
FEB	\$ 3,829.96	\$ 9,317.17	\$ 3,734.75
MAR	\$ 25,476.54	\$ 49,450.40	\$ 35,361.78
1/4	\$ 38,577.10	\$ 61,645.23	\$ 42,833.11
APR	\$ 31,840.95	\$ 73,593.00	\$ 50,539.13
MAY	\$ 24,772.16	\$ 17,253.00	\$ 34,658.73
JUNE	\$ 31,920.56	\$ 50,596.00	\$ 42,730.42
1/2	\$ 127,110.77	\$ 203,087.23	\$ 170,761.39
JULY	\$ 21,514.43	\$ 48,887.00	\$ 41,654.06
AUG	\$ 43,514.74	\$ 35,000.31	
SEPT	\$ 31,528.59	\$ 58,257.20	
3/4	\$ 223,668.53	\$ 345,231.74	\$ 212,415.45
OCT	\$ 34,703.30	\$ 33,727.10	
NOV	\$ 18,798.63	\$ 20,256.08	
DEC	\$ 10,912.00	\$ 44,558.90	
TOTAL	\$ 288,082.46	\$ 443,773.82	\$ 212,415.45

**BUILDING - COMPLIANCE LETTER REVENUE**

	2009	2010	2011
JAN	\$ 660.00	\$ 680.00	\$ 725.00
FEB	\$ 400.00	\$ 980.00	\$ 1,075.00
MAR	\$ 690.00	\$ 1,260.00	\$ 900.00
1/4	\$ 1,750.00	\$ 2,920.00	\$ 2,700.00
APR	\$ 560.00	\$ 440.00	\$ 260.00
MAY	\$ 1,000.00	\$ 1,500.00	\$ 370.00
JUNE	\$ 720.00	\$ 1,450.00	\$ 625.00
1/2	\$ 4,030.00	\$ 6,310.00	\$ 3,955.00
JULY	\$ 910.00	\$ 625.00	\$ 1,050.00
AUG	\$ 1,130.00	\$ 500.00	
SEPT	\$ 960.00	\$ 975.00	
3/4	\$ 7,030.00	\$ 8,410.00	\$ 5,005.00
OCT	\$ 360.00	\$ 625.00	
NOV	\$ 460.00	\$ 1,800.00	
DEC	\$ 730.00	\$ 300.00	
TOTAL	\$ 8,580.00	\$ 11,135.00	\$ 5,005.00

**REVENUE - BUILDING PERMITS**



**REVENUE - COMPLIANCE LETTERS**

