

COMMITTEE REPORT: FINANCE AND ADMINISTRATION COMMITTEE

MEETING DATE: September 14, 2010
LOCATION: The Blue Mountains Committee Room
PREPARED BY: Stephen Keast, Administrative Assistant

A. Recommendations**1. The Blue Mountains Fire Department Quarterly Report, January – March 2010**

THAT Council receive The Blue Mountains Fire Department Quarterly Report, January – March 2010, for information purposes, **unanimously Carried.**

2. The Blue Mountains Fire Department Quarterly Report, April - June 2010

THAT Council receive The Blue Mountains Fire Department Quarterly Report, April – June 2010, for information purposes, **unanimously Carried.**

3. Population and Unit Counts for The Blue Mountains, CEDC.10.12

THAT Council receive Staff Report CEDC.10.22 'Population and Unit Counts for The Blue Mountains' for information purposes; and

THAT Council endorse Attachment 1 'The Blue Mountains: Population and Unit Counts' as a reference document for Council and Staff, **unanimously Carried.**

4. New Town Hall Budget Update, SRB.10.19

THAT Council receive Staff Report SRB.10.19 with respect to "New Town Hall Budget Update", **unanimously Carried.**

5. Street Naming, PL.10.85

THAT Council approve the following street names and that same be reserved for the proposed Georgian Woodlands Phase III Plan of Subdivision as follows:

Street A	Arnot Crescent
Street B	Nipissing Crescent
Street C, South of Street B	Courcheval Crescent
Street C, North of Street B	Woodlands Court
Street D	Grindelwald Court
Street F	Silver Star Court

AND THAT Planning and Building Staff meet with the developer to review an acceptable name for Street E, to bring back to the September 27, 2010 Council meeting for consideration, **unanimously Carried.**

6. Beaver Valley Preschool - Request for Community Centre Donation

THAT the request for donation of the Beaver Valley Community Centre on November 27, 2010 from 8:00 a.m. to 11:00 a.m. be refused, **Carried**.

B. Deputations/Presentations

None

C. Staff Reports

C.1 The Blue Mountains Fire Department Quarterly Report, January – March 2010

C.2 The Blue Mountains Fire Department Quarterly Report, April - June 2010

C.3 Population and Unit Counts for The Blue Mountains, CEDC.10.12

C.4 New Town Hall Budget Update, SRB.10.19

C.5 Street Naming, PL.10.85

D. Correspondence

D.1 Beaver Valley Preschool, Request for Community Centre Donation

E. Next Meeting Date

October 19, 2010, 2:00 p.m., The Blue Mountains Committee Room



THE BLUE MOUNTAINS FIRE DEPARTMENT
2010 1ST QUARTER REPORT

The Vision of The Town of The Blue Mountains Fire Department is:

To provide the citizens of The Blue Mountains with pro-active, effective and efficient delivery of fire, rescue, public education and fire prevention services; through a unified forward thinking organization with good morale and with the highest standards of personnel safety, fairness and professionalism.





REPORT TO: Finance & Administration Committee
FROM: Ron Doherty, Fire Chief
DATE:
SUBJECT: 1st Quarter Report – 2010

The Blue Mountains Fire Department

Quarterly Report – January – March 2010

This quarterly report is to provide information with regards to the operation and status of The Blue Mountains Fire Department for the first quarter (January – March 2010)

Highlights of 1st Quarter:

- The department responded to 5 working fires, 34 false alarms, 4 pre-fire conditions and 12 other responses.
- Advertising second round for a Deputy Fire Chief has taken place with a candidate being chosen but then turning down the position.
- There have been no recruit programs in 2009 to date since the resignation of Deputy Chief Collins.
- EMS – Chief Doherty is continuing to work with Mike Muir from Grey County EMS to ensure ambulance services within the Blue Mountains are moving forward in a positive manner as it relates to their base location on fire department property.

CHALLENGES FOR 2010

- The vacant Deputy Chief position in 2009-2010 placed a strain on overall operations and Fire Prevention. Having all positions filled by September 2010 including three new staff members hired as a result of the approved Fire Master Plan will enhance the Fire Services delivery plus public education and prevention programs.
- New and revised National and Provincial Regulations and Standards, relevant to equipment maintenance, continue to be a challenge to the Fire Department's operating and capital budgets. Most recently NFPA recommends the replacement of all structural firefighting ensembles having manufacture dates exceeding 10 years. This includes bunker gear, helmets, gloves, boots and flash hoods. TBMFD will be affected by this requirement in 2013 when 30 sets of gear reach their life expectancy. The cost of this replacement will be in excess of \$42,000.
- The Fire Department has recently purchased a Records Management Software Program which will be put into place in late 2010 or early 2011. The system will provide the department a more efficient record keeping system, allowing for improved information tracing for Personnel, Training, Maintenance of Equipment and Apparatus, Incident Reporting, Duty Roster, Mapping and Consumable Supplies. This will enhance the department's ability to track information, as well as allow for statistical data to be compiled with greater ease.
- A new pumper/rescue apparatus approved for 2010 is under construction and expected to be delivered in November 2010.
- The land use agreement between Grey County Emergency Medical Service and The Blue Mountains, as it relates to the new EMS Station in Craighleith, will be completed shortly and they are also proceeding with their site plan approvals.
- Four new volunteer firefighters at each station will be hired and trained in 2011 to increase our volunteer compliment to 24 at each station. This is following the recommendation of the 2009 Fire Master Plan.
- Three (3) new fulltime staff dedicated to training, fire prevention/public education and suppression will begin September 2010. Two (2) of the staff will perform routine fire inspections which will permit the Chief Fire Prevention Officer more time to focus on public education and prevention programs. The additional field staff will ensure consistent and timely, routine, request and complaint inspections, with an enhanced focus on the smoke alarm program. There is no consideration for the hiring of additional fulltime staff in 2011.

2010 TRAINING PERCENTAGES – 1ST QUARTER

HALL # 1 – Jan – March

Below 50% Attendance	2 Firefighters
50% - 75%	9 Firefighters
76% - 100%	10 Firefighters

2010 RESPONSE CALLS – 1ST QUARTER

HALL # 1 – Jan – March

Below 50% Attendance	10 Firefighters
50% - 75%	8 Firefighters
76% - 100%	3 Firefighters

2010 TRAINING PERCENTAGES – 1ST QUARTER

HALL # 2 – Jan – March

Below 50% Attendance	0 Firefighters
50% - 75%	7 Firefighters
76% - 100%	12 Firefighters

2010 RESPONSE CALLS – 1ST QUARTER

HALL # 2 – Jan – March

Below 50% Attendance	9 Firefighters
50% - 75%	9 Firefighters
76% - 100%	1 Firefighters

**YEARS OF SERVICE – HALL #1
Volunteer Firefighters**

FIREFIGHTER'S NAME	NUMBER OF YEARS
A. J. Lake	26
Steve Staveley	21
Tom Watts	19
Mike Keaveney	19
Bryan Lowe	19
Randy Osborne	14
Shawn Postma	9
Shawn Everitt	6
Chris Cole	6
Scott Marritt	4
Andrew Morris	4
Luke Sauder	4
Devon McDonald	4
Leah Hewgill	4
Timo Hotari	1
Chris Lowe	1
Michael Hutten	1
Chris Allen	1
Joseph Scott	1
Jim Walton	1
David Dick	1

Summary:

26 Years - 1
 21 Years - 1
 19 Years - 3
 14 Years - 1
 8 Years - 1
 6 Years - 2
 4 Year - 5
 1 Year - 7

**YEARS OF SERVICE – HALL #2
Volunteer Firefighters**

FIREFIGHTER'S NAME	NUMBER OF YEARS
Rob Keith	22
Steve Conn	20
Wayne Marritt	19
Al Sawatzky	10
Scott Wright	10
Bruce Fraser	8
Tyler Spies	8
Mike Keeling	8
Elijah McCaffrey	6
Derek McKenzie	4
Sean McKenzie	3
Colin Macready	3
Marijan Lucic	3
Darren Johnston	3
Mike Scott	3
Meghan Loney	3
Cody Zanardo	3
Ian Doherty	1
Michelle Lakoseljac	1

Summary:

22 Years - 1
20 Years - 1
19 Years - 1
10 Years - 2
8 Years - 3
6 Years - 1
4 Years - 1
3 Years - 7
1 Year - 2

Town of The Blue Mountains Fire Department
1st Quarterly Report
Fire Prevention

Months January – March

Year 2010

Inspections

Request	4
Institutional	1
Commercial	31
Industrial	4
Assembly	25
Residential	28
Tents	0
Display Fireworks	4
Public Amusement Area Fireworks	0
Outdoor Public Amusement Area Approved	4
Electrical Orders Issued	2

Fire & Life Safety Education

Focus Group	Topic	# of persons
TBM Staff	Fuel Dispensing, f/x training	11
Grade 1	911, s/a, escape, s-d-r	39
Kindergarten	911, s/a, escape, role of FD	40

(s/a – smoke alarm s-d-r – stop-drop-roll)

Distribution of Information

Quantity this Quarter	Quantity Year to Date
970	

Public Service Announcements

Newspaper	Radio
6	36

Target Group Support

Target Group	Service
Thornbury BIA	(1) OPAA packages delivered
Fall Fair Committee	(1) OPAA packages delivered
Canada Day Committee	(3) OPAA packages delivered
Canada Day Parade Committee	(1) OPAA packages delivered
BMR	(4) OPAA packages delivered
Clerks Office	(4) OPAA packages delivered

Fire Safety Plans

Plans Under Review	Buildings Inspected	Plans Approved
1	3	3

Preplans

Plans Developed	Sites Inspected	Plans Presented to Dept.
	1	1

Smoke Alarm Program

Dwellings Inspected	Deficiencies Identified
26	8

Fire Code Enforcement

Smoke alarm tickets issued – Part 1	Smoke alarm infractions Issued – Part 3	Part 3 – Fire Code Violations Registered	Results
	11		1 guilty - \$635
			10–before the courts

Fire Investigations

Property Type	\$ Loss	Possible Cause
Residential Rental	247,500.00	Improper disposal
Vehicle – not reported – advised by insurance investigator	300,000.00	Mechanical
Residential Rental	308,000.00	Improper Clearance
Residential Rental	100.00	Improper maintenance
Residential	70,000.00	Improper disposal
Residential	280,000.00	Electrical appliance malfun
Residential Commercial	50.00	Electrical

A concern was identified by the FPO in a memo to David Finbow, and copied to Council, in regard to Short Term Accommodations. The memo recommended additional considerations be made in the STA by-law, to ensure the safety of visitors and seasonal workers residing in these dwelling units. This concern was triggered by 4 structure fires occurring in rental accommodations, resulting in \$560,000.00 of loss, within a 3 month period.

Non- Emergency Responses

CO Alarm	Smoke Alarm	Other
		1

False Alarm By-law Letters Issued

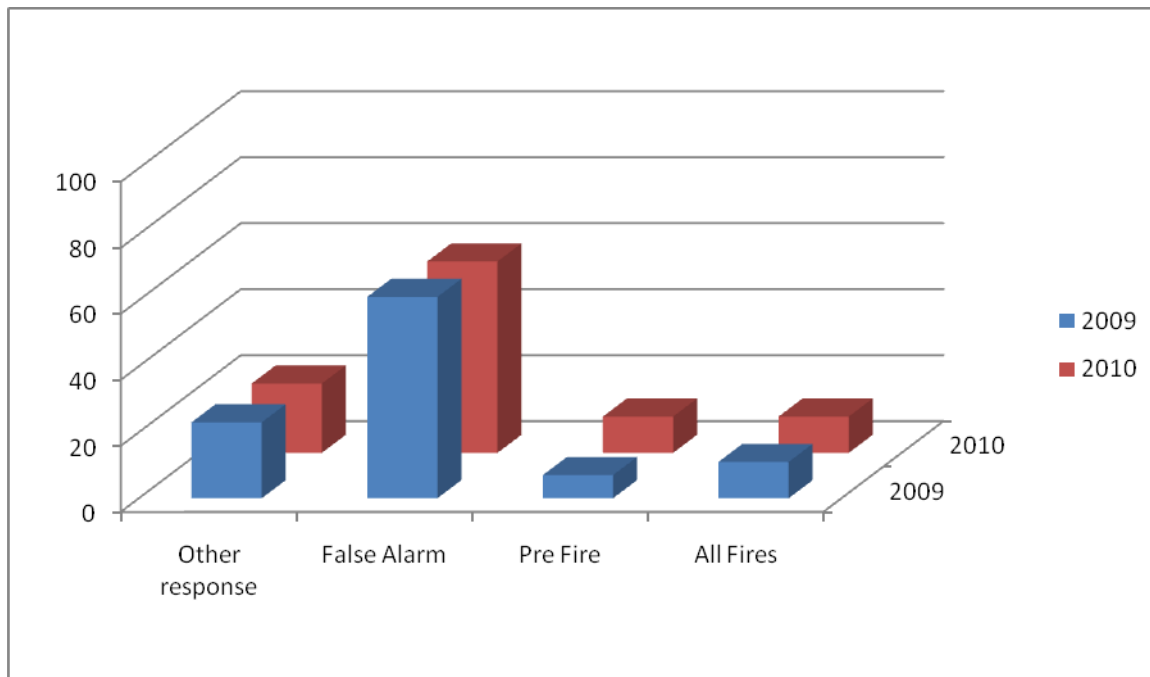
R1	R2	R3	C1	C2	C3	C4
10	0	0	21	5	1	1

Town of The Blue Mountains Fire Dept.

Response Type Comparison Chart

1st Quarter

The following chart demonstrates response type, as a percentage of the overall responses during the same time periods

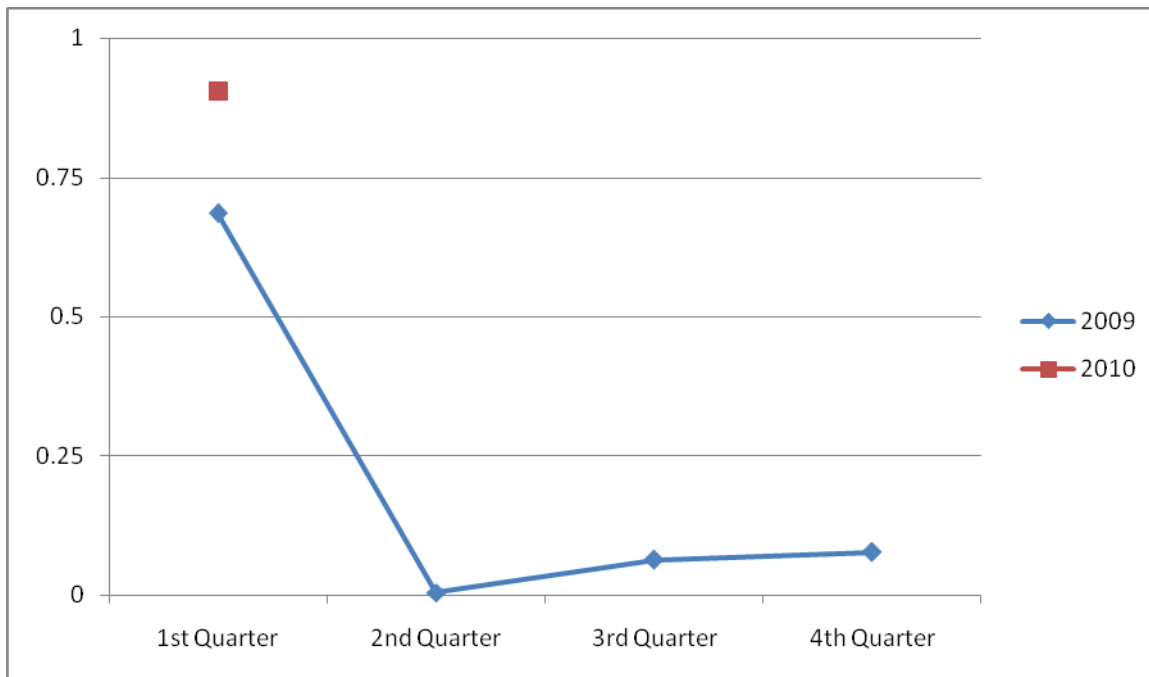


Blue Mountains Fire & Rescue responded to similar response types during the 1st quarters of 2009 & 2010.

Town of The Blue Mountains Fire Department

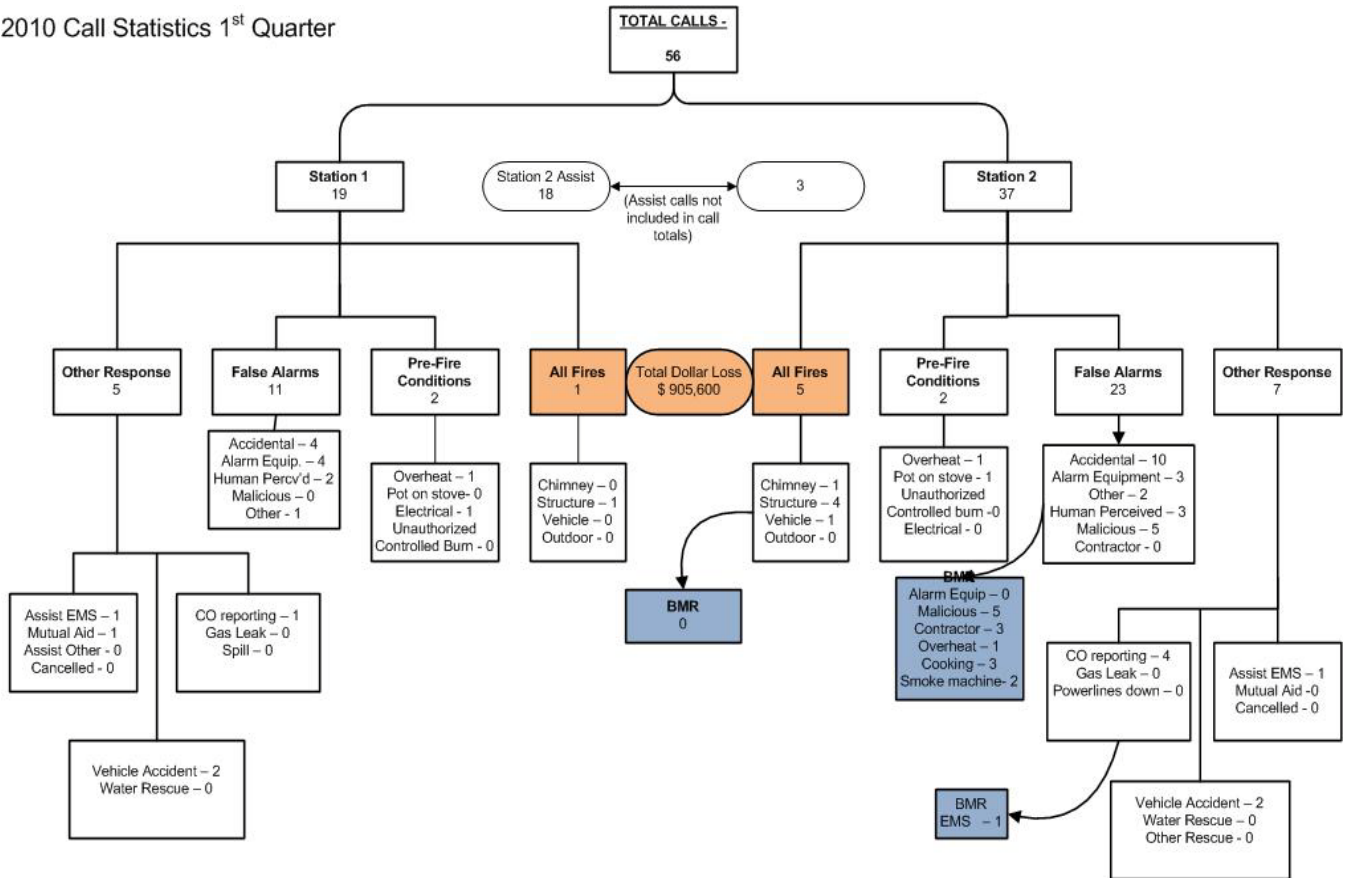
Dollar Loss Comparison Chart

The following chart demonstrates quarterly dollar loss comparisons in million dollars.



In 2010, the Blue Mountains Fire & Rescue responded to 6 fires resulting in \$905,600 in dollar loss compared to 7 fires resulting in \$685,500 over the same period in 2009.

2010 Call Statistics 1st Quarter



TRAINING
1st Quarter Report
January – March 2010

TRAINING STATS 1ST QUARTER – 2010 (In House)

January 2010		February 2010		March 2010	
Station # 1	Station # 2	Station # 1	Station # 2	Station # 1	Station # 2
124 Hours	118 Hours	98 Hours	98 Hours	154 Hours	176 Hours

NOTE: Feb. 6 & 7 total 357 hours – Emergency Patient Care/First Aid course two full day weekend course

In House training takes place every Monday night throughout the year.

TOPIC	NUMBER OF HOURS
Portable Pumps / Hoses & Appliances	66
Truck / SCBA Maintenance Checks	242
Rural Water Supply / Pump Relay	126
Emergency Patient Care / First Aid	489
Ice Water Rescue Theor / written test	58
Ice Water Rescue (In Water Training)	88
Fire Attack & Ropes / Knots (Station # 1)	26
Firefighter Survival Practical Exercise (Station # 2)	30

Ontario Fire College Courses

Firefighters	Ontario Fire College Course	Number of Days
0		
0		

Other Outside Training Courses

Firefighters	Outside Training Courses / Location	Number of Days
1	OH&S Certified Worker Pt 2 – Dundalk	1

****The above OH&S course was provided by the Municipal Health & Safety Association.**

TRAINING – WEEKLY SCHEDULE JANUARY – MARCH 2010

STATION # 1 **January 2010**

January 4 Portable Pumps
 Hoses & Appliances
 SCBA (Learner Guides)
 Review Operation of Ladder 261 and S.O.G.'s

January 11 Equipment Maintenance / Clean up from January 10, 2010
 structure fire

January 18 Rural Water Supply / pump relay
 Orientation and training on new CO/multi-gas detector

January 25 Monthly Truck / SCBA and Equipment Maintenance Checks.

February 2010

February 1 Emergency Patient Care

February 6 Emergency Patient Care (Saturday 7 hours)

February 7 Emergency Patient Care (Sunday 7 hours)

February 8 Emergency Patient Care

February 22 Monthly Truck / SCBA and Equipment Maintenance Checks

March 2010

March 1 Land Based Water / Ice Rescue Theory
 Orientation of Superduxx (no water entry)

March 8 Hydrant operations / pumper relay

March 15 Fire attack & Ropes & Knots

March 22 Ice Water Rescue (In Water)
 Captains Meeting At Station # 1

March 29 Monthly Truck / SCBA and Equipment Maintenance Checks

STATION # 2
January 2010

January 4 Firefighter Survival Practical Exercise
Annual Personal Protective Equipment Inspection & Sign-off's

January 11 Truck / Equipment maintenance and clean-up after January 10,
2010 structure fire

January 19 Rural Water Supply / Pumper Relay
Review orientation of new CO detector

January 25 Monthly Truck / SCBA and Equipment Maintenance Checks

February 2010

February 1 Emergency Patient Care

February 6 Emergency Patient Care (Saturday 7 hours)

February 7 Emergency Patient Care (Sunday 7 hours)

February 8 Emergency Patient Care

February 22 Monthly Truck / SCBA and Equipment Maintenance Checks
Review new S.O.G.'s

March 2010

March 1 Hoses and Appliances

March 8 Rural Water Supply / Pumper Relay Scenario

March 15 Land Based Water / Ice Rescue Theory
Orientation of Superduxx (no water entry)

March 22 Monthly Truck / SCBA and Equipment Maintenance Checks
Captains Meeting at Station # 1

March 29 Ice Water Rescue (In Water)

**Town of The Blue Mountains Fire Department
Quarterly Report
Mechanical**

Months - January - March

Year - 2010

Apparatus Repair Costs

Unit #	Routine Maintenance	Unexpected Repair	Cost
181		Yes	240
181		Yes	2035
261		Yes	980
ATV		Yes	

Equipment Repair Costs

Unit	Routine Maintenance	Unexpected Repair	Cost
Small Engines		Yes	190
SCBA			
Gas Meters	720	500	1220
Communications		96	96
Recharges/Refills			1700
Hydraulics			
Ground Ladders			
Air Fill Station		104	104
Bunker Gear	652		652
Tools/Chemicals	200	380	580

ADMINISTRATION

Staff Meetings are held bimonthly to discuss ongoing items within the department and determine ways of dealing with issues. The meetings also allow for the flow of information from each division of the fire department as well as from Senior Management and Council.

Deputy Fire Chief

The CAO and the Fire Department are moving forward on replacing the Deputy Fire Chief position. There have been two advertisements in October 2009 and February 2010 with offers to candidates both times, but both offers were refused by the candidate. The fact that we have been unable to secure a Deputy is putting an immense strain on the timely flow of information internally as well as externally to other departments and/or agencies. The hope is that this situation will be resolved sooner rather than later to maintain the past efficiency of the department in all divisions.

Fire Master Plan

Discussion to be held with the C.A.O. The Fire Master Plan has been approved by Council, but not yet implemented. CAO feels that we need to wait until we have a Deputy before we can implement the other three full time positions as stated in the Fire Master Plan.

EMERGENCY MANAGEMENT

1st Quarter Report

January – March 2009

January 2010	Review Hydro One Electricity System Restoration and Safety Information for CEMC's.
March 11, 2010	Confirmation received from Ministry of Community Safety and Correction Services that the Town of The Blue Mountains has fulfilled the requirements for the Emergency Management and Civil Protection Act for 2009.
Pending	Awaiting to hear from Blue Mountain Resorts Staff with regards to assisting them with setting up a table top scenario.
Other	Updating – creating Fire Department Standard Operating Guidelines which include (Working Alone Policy, Visitor Responsibilities "Draft", Early Safe Return to Work "Draft", MACO SCBA Compression Operation, Asbestos Awareness "Draft"



THE BLUE MOUNTAINS FIRE DEPARTMENT
2010 2nd QUARTER REPORT

The Vision of The Town of The Blue Mountains Fire Department is:

To provide the citizens of The Blue Mountains with pro-active, effective and efficient delivery of fire, rescue, public education and fire prevention services; through a unified forward thinking organization with good morale and with the highest standards of personnel safety, fairness and professionalism.





REPORT TO: Finance & Administration Committee
FROM: Ron Doherty, Fire Chief
DATE: September 8, 2010
SUBJECT: 2nd^t Quarter Report – 2010

The Blue Mountains Fire Department

Quarterly Report – April - June 2010

This quarterly report is to provide information with regards to the operation and status of The Blue Mountains Fire Department for the second quarter (April – June 2010)

Highlights of 2nd Quarter:

- The department responded to 9 working fires, 19 false alarms, 0 pre-fire conditions and 15 other responses.
- With no success of the second round of applications for the Deputy Fire Chief, we made a selection from within the department with A.J. Lake accepting the position.
- EMS – Chief Doherty is continuing to work with Mike Muir from Grey County EMS to ensure ambulance services within the Blue Mountains are moving forward in a positive manner as it relates to their base location on fire department property. Grey County are currently proceeding through the site plan approval process, with John Metras reviewing the Land Lease Agreement for Council's consideration.

**2010 TRAINING PERCENTAGES – 2nd QUARTER
HALL # 1 – April – June**

Below 50% Attendance	4 Firefighters
50% - 75%	5 Firefighters
76% - 100%	13 Firefighters

**2010 RESPONSE CALLS – 2nd QUARTER
HALL # 1 – April – June**

Below 50% Attendance	14 Firefighters
50% - 75%	6 Firefighters
76% - 100%	2 Firefighters

**2010 TRAINING PERCENTAGES – 2nd QUARTER
HALL # 2 – April – June**

Below 50% Attendance	1 Firefighters
50% - 75%	5 Firefighters
76% - 100%	13 Firefighters

**2010 RESPONSE CALLS – 2nd QUARTER
HALL # 2 – April – June**

Below 50% Attendance	11 Firefighters
50% - 75%	8 Firefighters
76% - 100%	0 Firefighters

**YEARS OF SERVICE – HALL #1
Volunteer Firefighters**

FIREFIGHTER'S NAME	NUMBER OF YEARS
A. J. Lake	26
Steve Staveley	21
Tom Watts	19
Mike Keaveney	19
Bryan Lowe	19
Randy Osborne	14
Shawn Postma	9
Shawn Everitt	6
Chris Cole	6
Scott Marritt	4
Andrew Morris	4
Luke Sauder	4
Devon McDonald	4
Leah Hewgill	4
Timo Hotari	1
Chris Lowe	1
Michael Hutten	1
Chris Allen	1
Joseph Scott	1
Jim Walton	1
David Dick	1

Summary:

26 Years - 1
 21 Years - 1
 19 Years - 3
 14 Years - 1
 8 Years - 1
 6 Years - 2
 4 Year - 5
 1 Year - 7

**YEARS OF SERVICE – HALL #2
Volunteer Firefighters**

FIREFIGHTER'S NAME	NUMBER OF YEARS
Rob Keith	22
Steve Conn	20
Wayne Marritt	19
Al Sawatzky	10
Scott Wright	10
Bruce Fraser	8
Tyler Spies	8
Mike Keeling	8
Elijah McCaffrey	6
Derek McKenzie	4
Sean McKenzie	3
Colin Macready	3
Marijan Lucic	3
Darren Johnston	3
Mike Scott	3
Meghan Loney	3
Cody Zanardo	3
Ian Doherty	1
Michelle Lakoseljac	1

Summary:

22 Years - 1
 20 Years - 1
 19 Years - 1
 10 Years - 2
 8 Years - 3
 6 Years - 1
 4 Years - 1
 3 Years - 7
 1 Year - 2

**Town of The Blue Mountains Fire Department
2nd Quarterly Report
Fire Prevention**

Months April - June

Year 2010

Inspections

Request	3
Institutional	3
Commercial	38
Industrial	6
Assembly	23
Residential	20
Bunkhouses	50
Tents	19
Display Fireworks	6
Public Amusement Area Fireworks	0
Outdoor Public Amusement Area Approved	8
Electrical Orders Issued	0

Fire & Life Safety Education

Focus Group	Topic	# of persons
Tim Horton's Staff	f/x, fsp	13
GBC staff	f/x, fsp	14
TBM staff	f/x, fuel safety	12

(f/x – fire extinguishers, fsp – fire safety plan)

Distribution of Information

Quantity this Quarter	Quantity Year to Date
400	1370

Public Service Announcements

Newspaper	Radio
12	

Target Group Support

Target Group	Service
Thornbury BIA	OPAA packages
Clarksburg Centennial	OPAA packages
Cedar Run	OPAA packages

Fire Safety Plans

Plans Under Review	Buildings Inspected	Plans Approved
	4	6

Preplans

Plans Developed	Sites Inspected	Plans Presented to Dept.
1	1	1

Smoke Alarm Program

Dwellings Inspected	Deficiencies Identified
4	4

Fire Code Enforcement

Smoke alarm tickets issued – Part 1	Smoke alarm infractions Issued – Part 3	Part 3 – Fire Code Violations Registered	Results
0		2	\$6,520.00 – guilty \$15,630.00 – guilty from 2 previous

Fire Investigations

Property Type	\$ Loss	Possible Cause
Residential Rental	\$80,000.00	Electrical
Residential	\$150,00.00	Sauna - clearance
Residential I	\$500.00	Lightning
Residential – Shed	\$5,000.00	Careless use
Residential	\$63,000.00	Careless Smoking

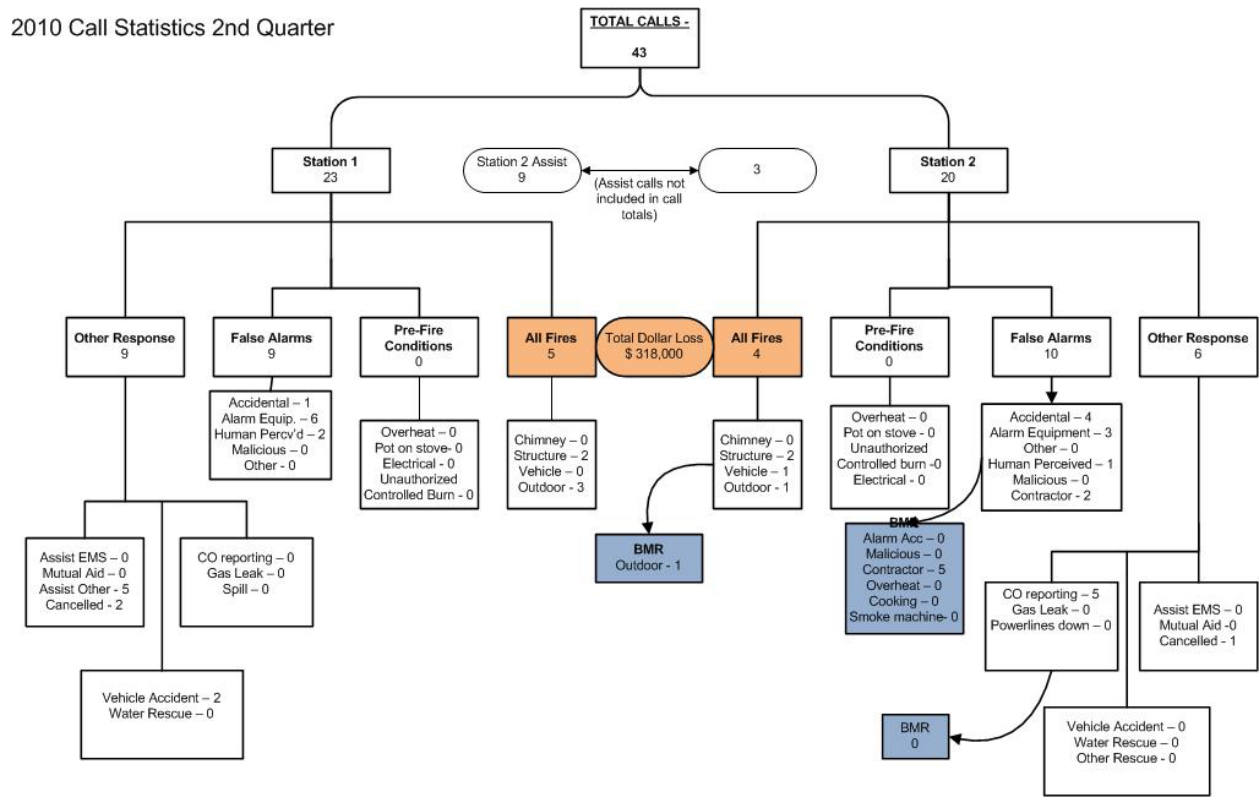
Non- Emergency Responses

CO Alarm	Smoke Alarm	Other
1	2	6

False Alarm By-law Letters Issued

R1	R2	R3	C1	C2	C3	C4
6	0	0	1	2	2	2

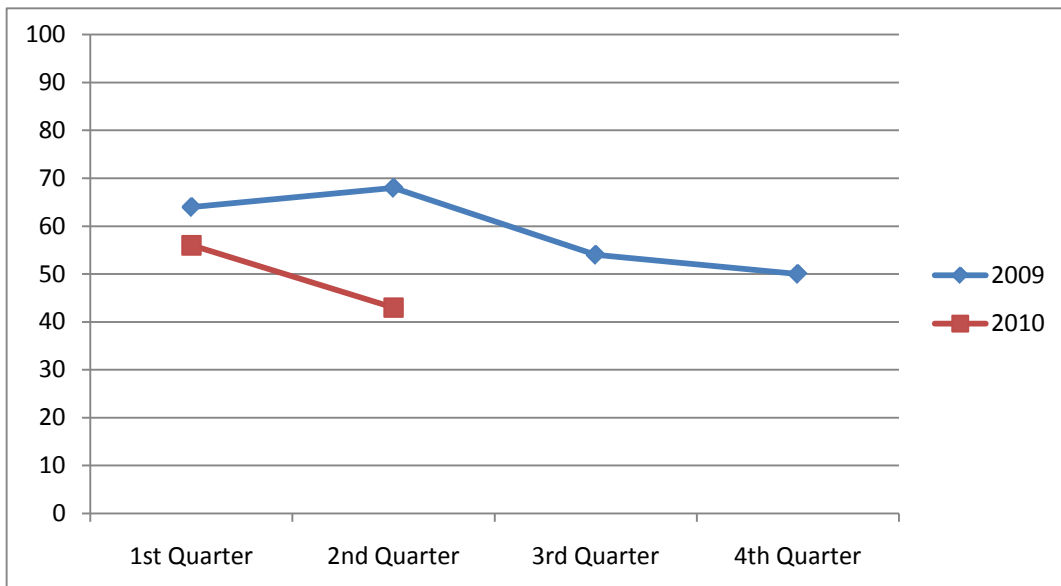
2010 Call Statistics 2nd Quarter



Town of The Blue Mountains Fire Department

Response Volume Comparison Chart

The following chart demonstrates total quarterly responses.



Blue Mountains Fire & Rescue responded to 56 calls in 2010 compared to 64 in the first quarter of 2009.

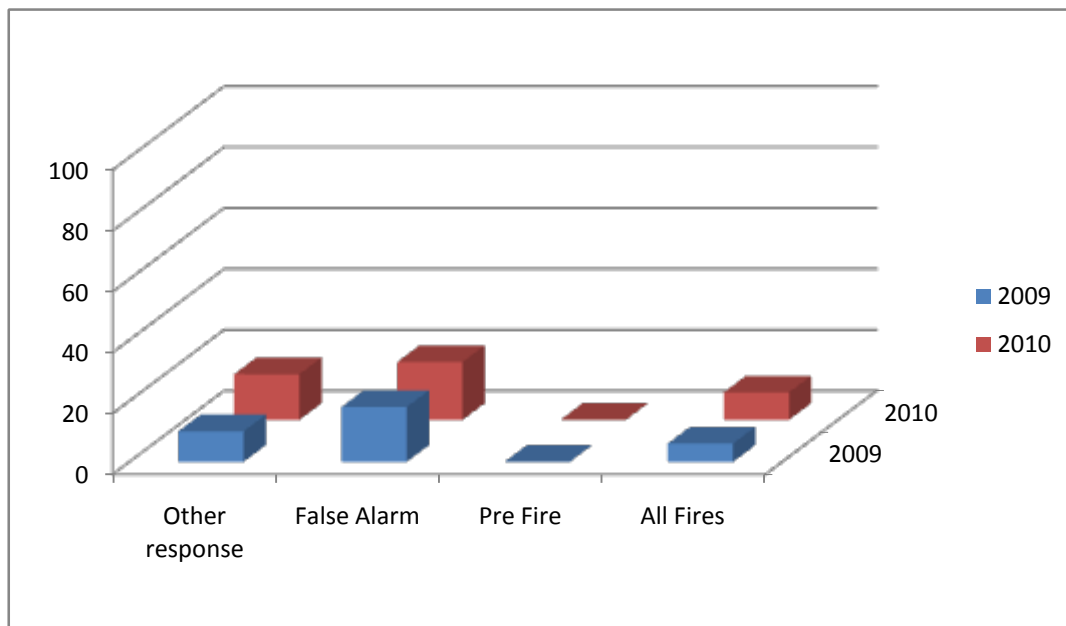
Responded to 43 calls in 2010 compared to 68 in the second quarter of 2009.

Town of The Blue Mountains Fire Dept.

Response Type Comparison Chart

2nd Quarter

The following chart demonstrates response type, as a percentage of the overall responses during the same time periods

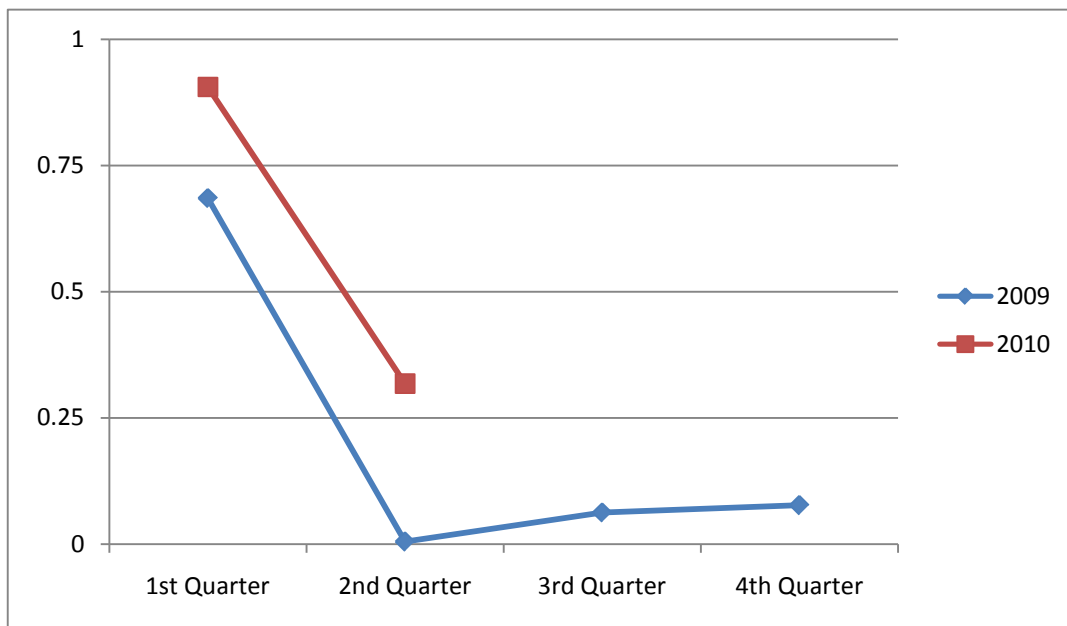


Blue Mountains Fire & Rescue responded to similar response types during the 2nd quarters of 2009 & 2010.

Town of The Blue Mountains Fire Department

Dollar Loss Comparison Chart

The following chart demonstrates quarterly dollar loss comparisons in million dollars.



In 2010, the Blue Mountains Fire & Rescue responded to 6 fires resulting in \$905,600 in dollar loss compared to 7 fires resulting in \$685,500 over the same period in 2009.

The Blue Mountains Fire & Rescue responded to 9 fires resulting in \$318,000 in dollar loss compared to \$5,000 over the same period in 2009.

Town of The Blue Mountains Fire Department
10 Minute Notification
April – June 2010

The following statistics indicate apparatus and personnel on scene within 10 minutes from time of first page out.

The number of responses is based on responses to overheats, structure and outdoor fires and alarms. This number does not include responses to ambulance assists, motor vehicle accidents.

	Station 1	Station 2	Average
# of responses	13	17	
Pump on Scene (%)	8 of 13 (62%)	13 of 17 (77%)	(70%)
10 in 10 (%)	5 of 13 (39%)	4 of 17 (24%)	(32%)

Town of The Blue Mountains Fire Department
Quarterly Report
Mechanical

Months April – June

Year 2010

Apparatus Repair Costs

Unit #	Routine Maintenance	Unexpected Repair	Cost
191	Yes		390
192	Yes		390
171	Yes		390
181		Yes	296
501	Yes		335
502	Yes		130
502		Yes	450
503		Yes	1131
261		Yes	80
261	Yes		1910
261	Yes		1575
291		Yes	275
291	Yes		1037
281	Yes		620
281		Yes	560
ATV		Yes	175

Equipment Repair Costs

Unit	Routine Maintenance	Unexpected Repair	Cost
Small Engines		Yes	360
SCBA	Yes		450
Gas Meters			
Communications		Yes	170
Recharges/Refills			1500
Hydraulics			
Ground Ladders			2270
Air Fill Station			1915
Bunker Gear			1522
Tools/Chemicals			500

Fuel

Station	Gas	Diesel	Quarter	To Date
1	870	226	1096	1873
2	1168	998	2166	4342

TRAINING
2nd Quarter Report
April – June 2010

TRAINING STATS 2nd QUARTER – 2010 (In House)

April 2010		May 2010		June 2010	
Station # 1	Station # 2	Station # 1	Station # 2	Station # 1	Station # 2
88 Hours	94 Hours	122 Hours	128 Hours	132 Hours	132 Hours

In House training takes place every Monday night throughout the year.

TOPIC	NUMBER OF HOURS
Air Bags / Cribbing	28
Truck Checks	126
High Angle Rope Rescue	58
Station Maintenance / Clean up	28
Portable Pumps	30
Driver Training	36
Search & Rescue	128
Fire Streams	64
RIT Practice / FF Survival	70
Controlled Burn / Exposure Protection	28
Fire Attack / Water Supply / Pump Ops	28
L261 Training Station 1	26
Auto Extrication – Heavy Hydraulics	36

Ontario Fire College Courses – April 2010

Firefighters	Ontario Fire College Course	Number of Days
2	501 – 502 Incident Command	5 days
3	Trench Rescue Awareness	1 day
1	Fire Scene Assessment	3 days
2	CO 704 Career Development	Correspondence

Ontario Fire College Courses – May 2010

Firefighters	Ontario Fire College Course	Number of Days
1	Module A-B	10 days
4	Flashover	2 days

Ontario Fire College Courses – June 2010

Firefighters	Ontario Fire College Course	Number of Days
1	Confined Space Rescue	5 days

**Town of The Blue Mountains Fire Department
Quarterly Report
Mechanical**

Months - January - March

Year - 2010

Apparatus Repair Costs

Unit #	Routine Maintenance	Unexpected Repair	Cost
181		Yes	240
181		Yes	2035
261		Yes	980
ATV		Yes	

Equipment Repair Costs

Unit	Routine Maintenance	Unexpected Repair	Cost
Small Engines		Yes	190
SCBA			
Gas Meters	720	500	1220
Communications		96	96
Recharges/Refills			1700
Hydraulics			
Ground Ladders			
Air Fill Station		104	104
Bunker Gear	652		652
Tools/Chemicals	200	380	580

ADMINISTRATION

Staff Meetings are held bimonthly to discuss ongoing items within the department and determine ways of dealing with issues. The meetings also allow for the flow of information from each division of the fire department as well as from Senior Management and Council.

Fire Master Plan

The new Training Officer position for the Fire Department will be starting in August 2010. His first task will be to do a Risk Assessment for every job in the department as per the OH&S Audit, plus implementation of Fire Safety Plans for all Fire Department practice scenarios.

The only outstanding issue with personnel for the Fire Master Plan is the District Chief position for the Craigleith Station. We are in discussion with Paul Graham and Tracey McKenna and should have this in place shortly.

Simplified Risk Assessment

The Fire Prevention Officer has completed the department's latest "Simplified Risk Assessment", which is an analysis of the municipality's fire prevention programs and activities necessary to manage the community's fire risk. (This document has been put on hold), as we are awaiting the population figures. Once these are available the document can be forwarded to Council.

EMERGENCY MANAGEMENT

2nd Quarter Report

April – June 2010

Ongoing	Continue preparing for Town WSIB Audit on June 22 & 23, 2010
April 2010	Participated in Lead Program (Keeper's Cove). Participated on Committee defining the Town's Leadership Philosophy Statement.
May 2010	Attended the Ontario Association of Fire Training Officers Conference for four days in Toronto. Attended Asbestos Awareness Training Emergency Preparedness Week: Distributed approximately 300 Emergency Preparedness Challenge Information Kits to Beaver Valley Community School grades 3 – 6. Radio Announcements from 95.1 The Peak on Emergency Preparedness week and the Preparedness Challenge. Newspaper articles in the Courier Herald and Collingwood Connection. Information posted on the Town Website
June 2010	Set up Information Booth for Preparedness Challenge for children of different ages at the Engineering and Public Works Day.

STAFF REPORT:

REPORT TO: Finance and Administration Committee
MEETING DATE: September 14, 2010
REPORT NO.: CEDC.10.22
SUBJECT: Population and Unit Counts for The Blue Mountains
PREPARED B Y: Lisa Kidd
Communications and Economic Development Coordinator

A. Recommendations

THAT Council receive Staff Report CEDC.10.22 'Population and Unit Counts for The Blue Mountains' for information purposes; and

THAT Council endorse Attachment 1 'The Blue Mountains: Population and Unit Counts' as a reference document for Council and Staff.

B. Background

The purpose of the attached document is to provide Council, Staff, the Public and our many Stakeholders with a comprehensive population and unit count reference document, with the intention of offering a more accurate population picture of our community.

Historically the Census, administered by Statistics Canada, has been used by Council, Staff, the public and our many stakeholders as the data source for information with respect to population numbers in The Blue Mountains. Generally speaking, the purpose of Census data is to provide demographic and statistical data that is used to plan public services including health care, education, transportation and federal transfer payments. It is considered an official record of population by both the federal and provincial governments.

According to the most recent Census data, the permanent population of The Blue Mountains is 6,825. However, as we know, the data collected by Census only reflect information pertaining to permanent residents.

Based on our tax rolls, Municipal Property Assessment Corporation data along with other data to which Staff has access, we recognize that we have a substantial number of non-permanent and seasonal residents who remain largely unaccounted for through Census data.

Therefore Staff has compiled additional data on the population and unit counts for The Blue Mountains taking into consideration both our permanent and non-permanent population.

The data included in Attachment 1 are not intended to replace Census data. However, they will serve to supplement these data and to provide reasonable estimates on the size of our non-permanent population, and our population as a whole.

Staff expects that the attached reference document will support planning efforts and help to more accurately identify the demand on services such as wastewater treatment, water supply and a number of other community services. The figures will also help inform plans for social and economic development opportunities.

The figures included in the Attachment are based on a number of data sources including, but not limited to 2006 Census data, 2009 Municipal Property Assessment Corporation (MPAC) data, the 2010 Highway 26 Transportation Study and data collected through qualitative processes (i.e. interviews).

It is expected that Staff will use the Census data contained in the chart (and available on-line through Statistics Canada) for the purposes of our Grant applications, as Census data are considered the official data record for the government. We expect that Staff will use the MPAC-based data for communication with citizens and community stakeholders, as well as our own corporate and community reports, largely on the premise that MPAC data are updated annually, and therefore the most current.

Attachment 1 will be updated and modified as new information becomes available.

C. The Blue Mountains' Strategic Plan

6.6 Implement processes for continuous improvement.

D. Environmental Impacts

None.

E. Budget Impact

None.

F. Attached

Attachment 1- The Blue Mountains: Population and Unit Counts

Respectfully submitted,

Signature

For more information, please contact:

Lisa Kidd

kidd@thebluemountains.ca

519-599-3131 ext. 282

The Blue Mountains:
Population and Unit Counts
(Revised: September 7, 2010)

Population and Unit Counts: Based on 2006 Census Data	POPULATION or UNITS
Permanent population ¹	6,825
Non-permanent population ²	8,040 ³
Total private dwellings ⁴	5,619
Private dwellings occupied by usual residents ⁵	2,939
Private dwellings occupied by non-permanent residents	2,680
Total permanent and non-permanent population	14,865
Estimated number of day visitors ⁶	15,000
Estimated day population ⁷	29,865

Population and Unit Counts: Based on 2009 Municipal Property Assessment Corporation (MPAC) Data	POPULATION or UNITS
Permanent population ⁸	6,180
Non-permanent population ⁹	7,653
Total private dwellings	5,238
Private dwellings occupied by permanent residents ¹⁰	2,687
Private dwellings occupied by non-permanent residents ¹¹	2,551
Total permanent and non-permanent population	13,833
Estimated number of day visitors	15,000
Estimated day population ¹²	28,833

¹ 2006 Census data.

² Non-permanent population does not include occupied Commercial Residential Units.

³ Based on 2006 Census data, this figure uses the following calculation: 'Total private dwellings' minus 'Private dwellings occupied by usual residents' multiplied by 3.0 (Ontario persons per household average, as per Census data).

⁴ 2006 Census data.

⁵ 2006 Census data.

⁶ The estimation is based on quantitative data collected for the Highway 26 Transportation Study (2010) and interviews with all private and semi-private ski club operators in The Blue Mountains (2010).

⁷ The estimation uses the following calculation: 'Total permanent and non-permanent population' plus 'Estimated number of day visitors'.

⁸ Based on 2009 MPAC data, this figure is calculated by identifying the number of property owners with a Blue Mountains mailing address, multiplied by 2.3 (average number of persons per household in The Blue Mountains, as per Census data).

⁹ Based on 2009 MPAC data, this figure is calculated by identifying the number of property owners with non-municipal mailing addresses multiplied by 3.0 (see footnote 3). This does not include Commercial Residential Units.

¹⁰ See footnote 8 with respect to distinction of permanent and non-permanent.

¹¹ See footnote 9 with respect to distinction of permanent and non-permanent.

¹² See footnote 6.

STAFF REPORT: PLANNING & BUILDING SERVICES

REPORT TO: Finance & Administration Committee
MEETING DATE: September 14, 2010
REPORT NO.: SRB.10.19
SUBJECT: New Town Hall Budget Update
PREPARED BY: David Finbow, Director, Planning & Building Services

A. Recommendations

THAT Council receive Staff Report SRB.10.19 with respect to “New Town Hall Budget Update”.

B. Background

The purpose of this Report is to provide Council with an update on the budget related to the New Town Hall.

Project Budget:

The 2010 Approved Budget includes the following as it relates to the direct/actual construction of the New Town Hall:

2010 New Town Hall Project Budget

Item	Description	Budget
2	Demolition, Soils Removal, Enviro. Consultant, Engineered Fill	\$605,000
3	Design Services (Architects & Engineers)	\$540,000
4	Est. Construction Cost incl FFE, Site Works & Contingency	\$6.318 million
5	External Parking Lot Development	\$85,000
6	Moving Costs	\$50,000
	TOTAL	\$8.448 million

Note: Land acquisition costs totalling \$850,000 has not been included in the above.

Grants & Loans:

1. The Town has received a Grant Commitment of \$4.6 million from the Infrastructure Stimulus Fund. The Town has now received \$501,846 of this Grant. It is noted that a condition of this Grant is that work be substantially complete by March 31, 2011. Construction is now underway and we do not anticipate any difficulty with meeting this date.
2. The Town has recently received confirmation from the Federation of Canadian Municipalities Green Municipal Fund that our Energy Application was successful. The Grant Commitment is \$330,000 and the Loan Commitment is \$3.3 million (with same being at 1.5% below the Bank of Canada Bond Rate). Upon the building being complete, and it is demonstrated by the Town that the building has achieved the energy efficiency results contained in our application, the Loan and Grant will become available.

3. The Town has also submitted a “High Performance New Construction Program” application related to expected modelled energy savings. This program provides for incentives based on the expected energy savings. In the Town’s instance, the incentive applied for is \$9,900.

Pre-construction Cost Estimate & Tendered/Awarded Items:

The pre-construction cost estimate for the New Town Hall was set at \$6.318 million during the 2010 Budget Process. This budget amount includes items such as Construction Management Services at \$262,250, Site Supervision Services at \$132,000, fixtures, furniture and equipment, site works, landscaping and a contingency of \$168,000.

Numerous components of construction have now been tendered, awarded and work commenced and/or completed. Below is a summary of these items.

ITEM	DESCRIPTION	BUDGET AMOUNT	AWARDED BID (GST/HST Extra)
1	Piling	\$500,000	\$468,500
2	Foundations/Structural Slabs	\$624,373	\$272,220
3	Structural Steel	\$439,500	\$308,000
4	Reinforcing Steel	\$84,600	\$83,916
5	Precast Slabs	\$71,670	\$47,975
6	Concrete Decks & Topping	\$41,751	\$23,045
7	Elevator	\$90,000	\$59,368
8	Wood Decking	\$59,800	\$49,933
9	Mechanical	\$890,655	\$1,040,800
10	Electrical	\$325,710	\$723,124
11	Sprinklers	\$74,118	\$57,680
12	Steel Studs/Drywall/Insulation	\$279,125	\$347,000
13	Brick, Stone & Concrete Block Masonry	\$334,410	\$432,022
14	Aluminum Windows & Curtainwall	\$463,400	\$510,500
15	Metal Doors & Frames	\$5,400	\$6,210
16	Steel Handrail/Miscellaneous Metals	\$60,400	\$42,360
17	Flat Roof	\$178,710	\$77,458
18	Metal Roof	\$81,240	\$57,307
19	Rough Carpentry	\$30,000	\$67,970
20	Waterproofing	\$9,160	\$11,500
21	Site Development	\$15,250	\$15,250
22	Site Works (excavation, grading, etc.)	\$116,750	\$100,000
23	Credits	N/A	(\$25,680)
24	Change Orders	N/A	\$45,817
25	Contingency	\$168,000	N/A
	TOTAL – TENDERED/AWARDED ITEMS	\$4,944,022	\$4,822,275

As noted above, the awarded items as well as the change orders issued to-date, are currently within budget. There are a number of items that have yet to be awarded, such as landscaping and parking lot construction, that total approximately \$750,000.

C. The Blue Mountains’ Strategic Plan

“Providing a strong, well managed municipal government.” & “Addressing the Town’s infrastructure needs.”

D. Environmental Impacts

New Town Hall Energy Efficiency

Annual Energy Usage	Baseline Building	Modeled New Town Hall
Elec (kWh):	506,000	348,000
Gas (ekWh):	359,000	9,000
CO2 Emitted (tonnes)	140	60

The Town's commitment to constructing an energy efficient and LEED Certified building demonstrates significant environmental leadership and will be a demonstrable project re sustainable design.

E. Budget Impact


On budget.

F. Addendums

N/A

David Finbow
Director, Planning & Building Services

STAFF REPORT: Planning & Building Services



REPORT TO: Finance & Administration Committee
MEETING DATE: September 14, 2010
REPORT NO.: PL.10.85
SUBJECT: Street Naming
PREPARED BY: Sharon Long, Administrative Assistant, Planning & Building Services

A. Recommendations

THAT Council approve the following street names and that same be reserved for the proposed Georgian Woodlands Phase III Plan of Subdivision as follows:

Street A	Arnot Crescent
Street B	Nipissing Crescent
Street C, South of Street B	Courcheval Crescent
Street C, North of Street B	Woodlands Court
Street D	Grindelwald Court
Street E	Fleming Gate
Street F	Silver Star Court

B. Background

The Developer of Georgian Woodlands Phase III Plan of Subdivision has proposed street names for the proposed Plan as follows:

Street A	Arnot Crescent
Street B	Nipissing Gate
Street C	Courcheval Crescent or, if the dead-end portion cannot be part of this name because it is dead-end, the dead-end could be called Woodlands Court (Georgian Woodlands is the overall development name)
Street D	Grindelwald Court
Street E	Sandford Fleming Court
Street F	Silver Star Crescent; alternate and less preferred, Silver Star Court

Town Staff have reviewed the submission with regard to duplication and/or conflict and note that Sandford Fleming is a street name utilized in Collingwood (Sandford Fleming Drive) and therefore do not recommend the use of this street name in its entirety. With respect to this, below is an extract from the Developer:

"I regret you will not use the Sandford Fleming name because it is in use as an industrial road in Collingwood whereas his focus was with his family members in Craigleith - please re-consider! (Fleming Court might be seen by others as self-aggrandisement which is the last thing I want)."

The other names proposed are suitable re duplication and/or conflict.

Section 9 of the Town's Street Naming Policy has the following priority selection of street names:

1. Names Honouring Those Who Have Serviced Their Country
2. Names Honouring Those Who Have Given Their Life in Public Service
3. Names Honour Individuals – Local Historical
4. Names Honouring Individuals – National or International
5. Names Honour Individuals – Community Service
6. Names That Reflect the Municipality's Agricultural and/or Recreational Heritage/Nature
7. Other Names

The names, other than those reflective of ski resorts, proposed by the Developer are consistent with the Policy in that they reflect names honouring local historical, national or international individuals or reflect the Municipality's Heritage or Nature. The ski resort names are a continuation of the theming in Georgian Woodlands (Aspen, Davos, Cortina, Chaminox, Kitzbuhl, St. Moritz).

Therefore it is recommended that the following street names be approved and be reserved for this Draft Plan of Subdivision

Street A	Arnot Crescent
Street B	Nipissing Crescent
Street C, South of Street B	Courcheval Crescent
Street C, North of Street B	Woodlands Court
Street D	Grindelwald Court
Street E	Fleming Gate
Street F	Silver Star Court

C. The Blue Mountains' Strategic Plan

Preserving and enhancing natural and environmental features, and cultural heritage of the community.

Providing a strong, well managed municipal government.

D. Environmental Impacts

N/A

E. Budget Impact

N/A

F. Attached

1. Copy of request from George Fleming.
2. Copy of Plan in question with Streets.

Prepared by,

Respectfully submitted,

Sharon Long
Administrative Assistant, Planning &
Services

David Finbow
Director, Planning & Building Services

From: Elizabeth Fleming [mailto:g Fleming@yahoo.ca]

Sent: June 13, 2010 3:36 PM

To: David Finbow

Subject: Street Names George H. Fleming & Associates Limited/Condo Developments Limited

David,

Further to the subject plan of subdivision, we propose street names as follows:

Street A - Arnott Crescent

Street B - Nipissing Gate

Street C - Courcheval Crescent or, if the dead-end portion cannot be part of this name because it is dead-end, the dead-end could be called Woodlands Court (Georgian Woodlands is the overall development name).

Street D - Grindelwald Court

Street E - Sandford Fleming Court

Street F - Silver Star Crescent; alternate and less preferred, Silver Star Court

Rational

This development since the original plan in 1964 has used the names of famous ski resorts in Europe and North America as street names. It also directly accesses Alpine and Craigleith ski clubs. We would like to continue this naming reality (with some exceptions, explained later) by adding the Grindelwald (Switzerland) and Courcheval (France) names to streets in this development. Data re these ski areas can be found via Google search of ski resorts in Europe, if this is needed. Silver Star is a ski area in Western Canada; more particularly the name reflects the vibrant night sky visible to the mountains and over Georgian Bay from the location of this street. The street meets the dictionary definition of Crescent and the name sounds more fluid using Crescent rather than Court. Crescent also reflects its true shape while Court implies a short, straight line.

We would also like to introduce some family recognition into the street naming since it is non-existent in the community from which much history, local and otherwise, evolved; also it is the family that named Craigleith.

Sandford Fleming needs no historical description but an excellent one exists at the Craigleith Depot, courtesy of Charles Garrad's many contributions thereto. Sandford Arnott was the brother of Elizabeth Arnott, wife of Andrew Greig Fleming and mother of Sir Sandford Fleming. Historically, he has a distinguished roll of his own, and I quote from our family history.

"Sandford Arnott (1820-1830 in India), unmarried, Editor of the Bengal Evening Post, India, sided with Queen Caroline when George IV sought divorce, forced to leave India, taught Indian dialects in London to men of

dead-end, the dead-end could be called Woodlands Court (Georgian Woodlands is the overall development name).

Street D - Grindelwald Court

Street E - Sandford Fleming Court

Street F - Silver Star Crescent; alternate and less preferred, Silver Star Court

Rational

This development since the original plan in 1964 has used the names of famous ski resorts in Europe and North America as street names. It also directly accesses Alpine and Craigeith ski clubs. We would like to continue this naming reality (with some exceptions, explained later) by adding the Grindelwald (Switzerland) and Courcheval (France) names to streets in this development. Data re these ski areas can be found via Google search of ski resorts in Europe, if this is needed. Silver Star is a ski area in Western Canada; more particularly the name reflects the vibrant night sky visible to the mountains and over Georgian Bay from the location of this street. The street meets the dictionary definition of Crescent and the name sounds more fluid using Crescent rather than Court. Crescent also reflects its true shape while Court implies a short, straight line.

We would also like to introduce some family recognition into the street naming since it is non-existent in the community from which much history, local and otherwise, evolved; also it is the family that named Craigeith.

Sandford Fleming needs no historical description but an excellent one exists at the Craigeith Depot, courtesy of Charles Garrad's many contributions thereto. Sandford Arnott was the brother of Elizabeth Arnott, wife of Andrew Greig Fleming and mother of Sir Sandford Fleming. Historically, he has a distinguished roll of his own, and I quote from our family history.

"Sandford Arnott (1820-1830 in India), unmarried, Editor of the Bengal Evening Post, India, sided with Queen Caroline when George IV sought divorce, forced to leave India, taught Indian dialects in London to men of the East India Company."

"Sandford Arnott published a newspaper in English and Sanskrit in Bengal, India. He was accused of treason by the British for supporting causes for freedom by the Indian people. He was impeached in the British House of Parliament, pleaded his own case and won it with his brilliant oratory!"

Lastly, Nipissing Gate reflects the road access to the Nipissing Ridge part of the development. This road directly accesses the main road access to Alpine ski club.

After reading this, can you see any problems in preventing processing of the street name proposals? Also, please advise me how to proceed or will this e-mail suffice as an application.?

Thank you,

George Fleming

This e-mail is intended only for the named recipient(s) and may contain legally privileged and confidential information which is exempt from disclosure under applicable law. Any unauthorized use, distribution or copying is strictly prohibited. If you have received this e-mail in error, or are not the intended recipient, please notify the sender immediately by reply e-mail, and permanently delete the original message. Please be aware that Internet communications are subject to the risk of data corruption and other transmission errors. By submitting your or another individual's personal information to the Town of The Blue Mountains you agree, and confirm your authority from such other individual, to our collection, use and disclosure of such personal information in accordance with the Municipal Freedom of Information and Protection of Privacy Act.



23 Napier Street East, Box 539
Thornbury, ON N0H 2P0
Phone 519- 599-2190
bvps@bmts.com

Finance and Administration Committee
Town of the Blue Mountains
Box 310, 26 Bridge Street East
Thornbury, ON N0H 2P0

August 19, 2010

Dear Mayor Ellen Anderson and Council,

Beaver Valley Preschool is requesting approval for the donation of the Thornbury Community Centre on Saturday, November 27, 2010 between the hours of 8:00 am and 11:00 am.

Beaver Valley Preschool is a registered charity (#106781164RR) relying heavily on donations and funding in order to provide quality, affordable daycare to families in our community. This year the teaching staff would like to celebrate the holiday season with the community by having, "*Breakfast With Santa*". Preschool staff will serve a pancake and sausage breakfast to families, while children will be invited to have their picture taken with Santa. All families from the community will be welcome regardless of their affiliation with our Preschool.

Proceeds from this event will go directly towards our planned building expansion. Beaver Valley Preschool is presently licensed by the Ministry of Children and Youth Services to accommodate 15 toddlers (18–31 months) and 24 preschoolers (31 months–5 years) with a staff of Registered Early Childhood Educators. Currently, there is no licensed daycare for children under 18 months of age in Thornbury. Families in the area are desperate to find licensed, quality care for their infants. We are striving to accommodate this need by adding an infant classroom to our existing building. Through our continued fundraising efforts we anticipate providing this service within the next 12 months.

Each donation supports us in providing quality care to our current children and those in our future. I hope that you will join with us to help continue providing childcare and education to the youngest members of your community.

Sincerely,

A handwritten signature in cursive script that reads "Heather Sawyer".

Heather Sawyer
Supervisor
Beaver Valley Preschool