

**STAFF REPORT: BUILDING & BY-LAW DEPARTMENT**



**REPORT TO:** Finance & Admin. Committee  
**MEETING DATE:** August 19, 2008  
**REPORT NO.:** SRB.08.45  
**SUBJECT:** Building Permit Statistics  
**PREPARED BY:** D. Finbow, Chief Building Official

**A. Recommendations**

THAT Council receive Staff Report SRB.08.45 for information purposes.

**B. Background**

1. Building permit activity in the first seven months of 2008 reflects a general slowdown in construction with the number of permits issued down approximately 30% (373 v. 250) and the related value down approximately 12% (\$37.6 million v. \$33 million) from 2007.
2. The number of building permit applications received is also down by approximately 30%, 438 versus 304, from 2007.
3. Building permit revenue, \$228,958, year-to-date, continues to lag behind budget (2008 Budget = \$859,600).
4. The slowdown in activity is principally attributable to a decrease in resort/recreational accommodation and non-residential activity.
5. Compliance letter revenue, \$8,355, year-to-date, is on pace to meet budget (2008 Budget = \$10,000).
6. Revised projections to year-end are:
  - i. 500 applications
  - ii. 120 CRU's/Dwelling Units Issued
  - iii. \$55 million in construction value
  - iv. \$475,000 Permit Revenue
  - v. \$10,500 Compliance Letter Revenue

**C. The Blue Mountains' Strategic Plan**

*"Providing a strong, well managed municipal government."*

**D. Budget Impact**

Building permit revenue is below target for the year.

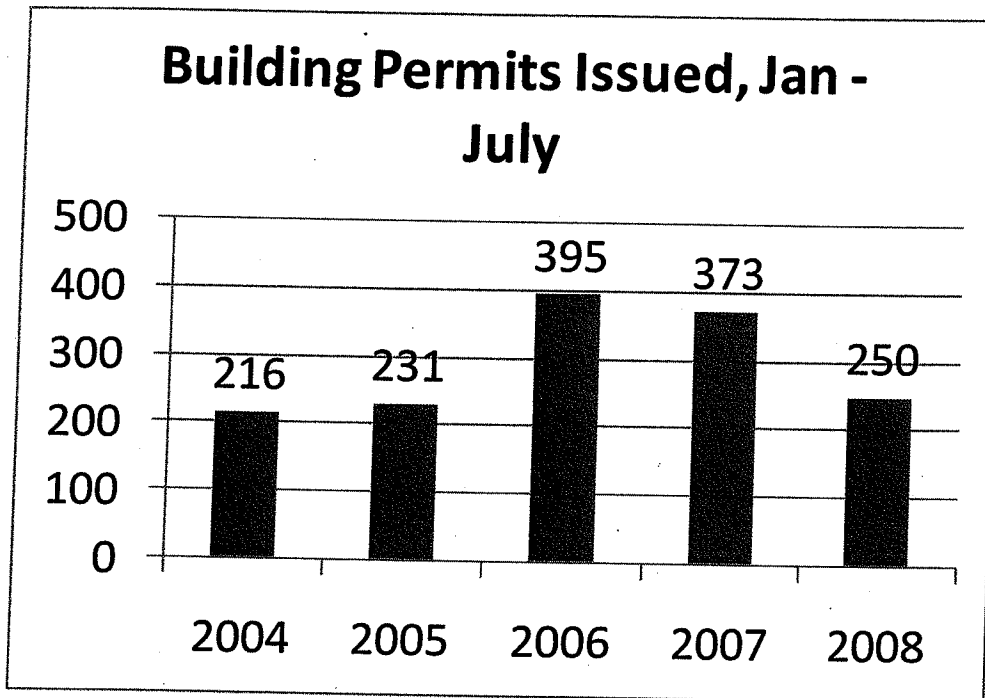
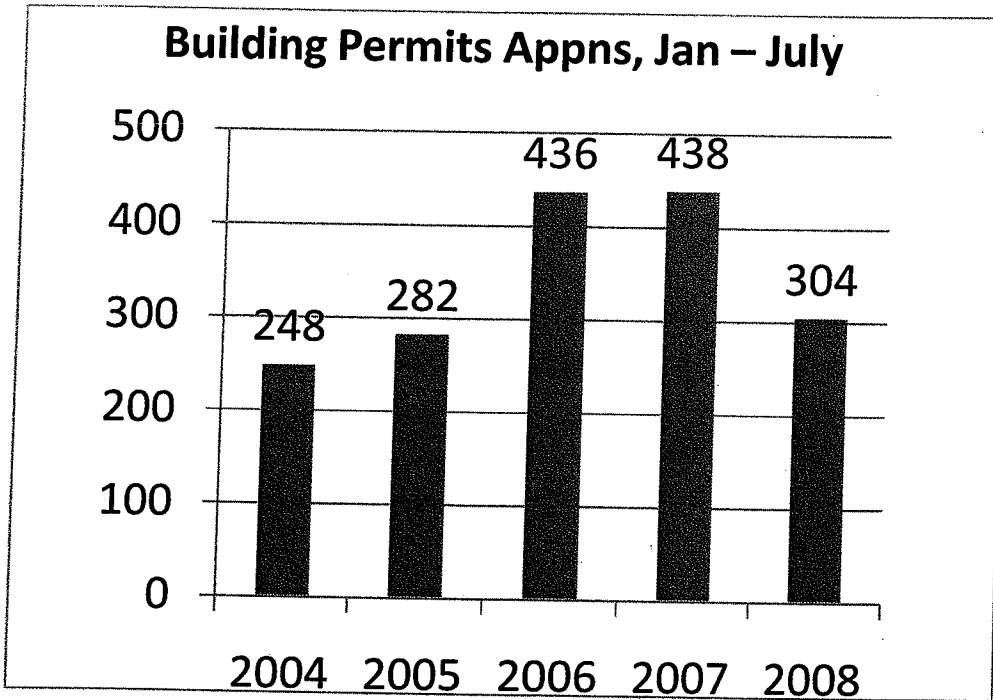
**E. Addendums**

- A. Building Permit Activity Charts
- B. Building Permit Activity Spreadsheet
- C. Building Permit Applications Activity Spreadsheet

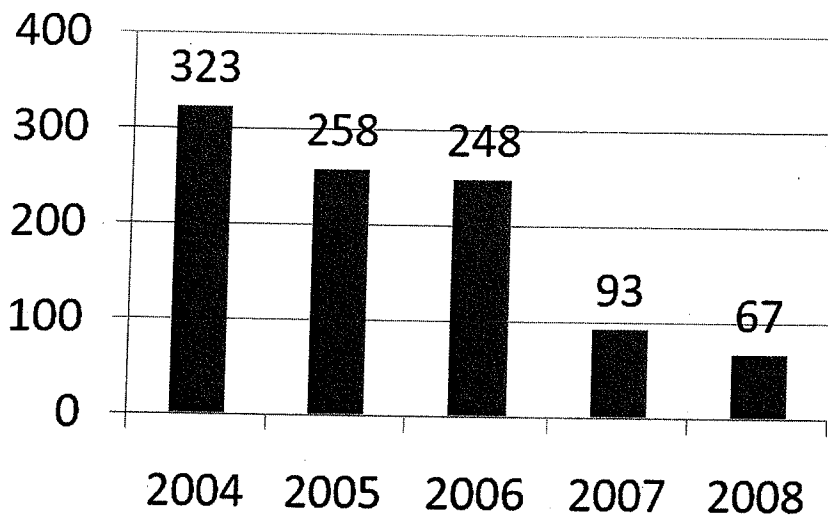
A handwritten signature in black ink, appearing to read "David Finbow".

David Finbow  
Director, Building & By-law/CBO

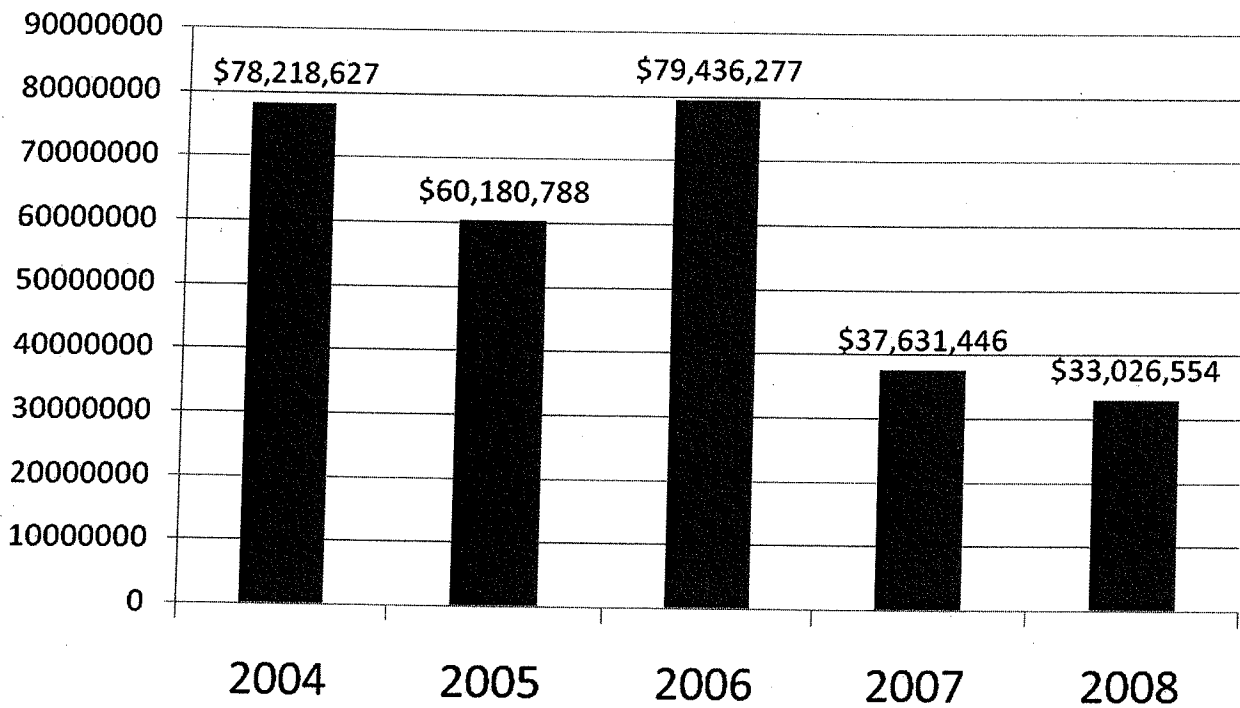
ADDENDUM "A"



### Dwellings/CRU's Issued, Jan - July



### Construction Value, Jan - July



TOWN OF THE BLUE MOUNTAINS - BUILDING PERMITS ISSUED ACTIVITY

PERMITS ISSUED		DWLG UNITS/CRU'S ISSUED												PERMIT VALUE											
MONTH	2004	2005	2006	2007	2008	MONTH	2004	2005	2006	2007	2008	MONTH	2004	2005	2006	2007	2008								
JAN	13	13	22	14	9	JAN	8	1	14	3	1	JAN	\$ 1,847,513.00	\$ 911,728.00	\$ 4,794,530.00	\$ 1,396,725.00	\$ 629,650.00								
FEB	10	13	15	8	10	FEB	2	4	6	1	2	FEB	\$ 775,060.00	\$ 1,720,950.00	\$ 3,754,117.00	\$ 859,140.00	\$ 1,162,682.00								
MAR	28	27	29	29	21	MAR	130	11	19	5	10	MAR	\$ 40,165,080.00	\$ 5,202,983.00	\$ 5,347,067.00	\$ 4,556,113.00	\$ 3,447,646								
1/4	51	53	66	51	40	1/4	140	16	39	9	13	1/4	\$ 42,787,653.00	\$ 7,835,661.00	\$ 13,895,714.00	\$ 6,791,978.00	\$ 5,239,978.00								
APR	37	41	109	59	27	APR	13	168	91	9	8	APR	\$ 5,553,743.00	\$ 27,580,920.00	\$ 28,090,202.00	\$ 3,290,770	\$ 7,071,500								
MAY	46	38	67	100	63	MAY	18	16	30	33	15	MAY	\$ 6,037,944.00	\$ 9,154,061.00	\$ 16,799,502.00	\$ 10,967,366.00	\$ 9,706,548.00								
JUNE	31	53	78	65	81	JUNE	13	14	28	19	13	JUNE	\$ 16,868,270.00	\$ 51,340,157.00	\$ 72,127,012.00	\$ 28,143,896.00	\$ 5,096,666.00								
1/2	165	185	320	275	211	1/2	184	214	188	70	49	1/2	\$ 71,277,610.00	\$ 8,840,631.00	\$ 7,309,265.00	\$ 9,487,550.00	\$ 21,874,504.00								
JULY	51	46	75	98	39	JULY	22	11	14	20	16	JULY	\$ 6,941,017.00	\$ 5,840,926.00	\$ 21,775,622.00	\$ 10,666,184.00	\$ 11,152,050.00								
AUG	30	44	84	73		AUG	35	13	54	17		AUG	\$ 6,525,277.00	\$ 15,857,373.00	\$ 8,310,011.00	\$ 9,329,968.00									
SEPT	32	56	42	46		SEPT	114	34	9	36		SEPT	\$ 16,889,530.00	\$ 81,879,087.00	\$ 109,521,910.00	\$ 57,627,598.00									
3/4	278	331	521	492		3/4	355	272	285	143		3/4	\$ 101,633,434.00	\$ 6,142,210.00	\$ 7,760,234.00	\$ 3,237,830.00									
OCT	40	42	46	58		OCT	7	11	14	5		OCT	\$ 5,052,395.00	\$ 10,932,761.00	\$ 2,995,987.00	\$ 8,479,899.00									
NOV	28	50	40	52		NOV	5	29	5	24		NOV	\$ 2,224,339.00	\$ 1,084,000.00	\$ 6,262,100.00	\$ 580,000.00									
DEC	15	14	28	27		DEC	1	5	10	11		DEC	\$ 1,309,125.00	\$ 100,038,058.00	\$ 126,540,231.00	\$ 73,740,907.00	\$ 33,026,554.00								
TOTAL	361	437	635	629	250	TOTAL	368	317	294	183	65	TOTAL	\$ 110,219,293.00	\$ 100,038,058.00	\$ 126,540,231.00	\$ 580,000.00	\$ 33,026,554.00								

