

STAFF REPORT:

PLANNING & BUILDING SERVICES (BUILDING & BY-LAW)



REPORT TO: Planning & Building Services
MEETING DATE: June 7, 2010
REPORT NO.: SRB.10.15
SUBJECT: Permit Statistics – May 2010
PREPARED BY: Greg Miller, Manager Building & By-law

A. Recommendations

THAT Council receive Staff Report SRB.10.15 "Permit Statistics – May 2010".

B. Background

1. Residential building permits issued year to date - 186.
2. Construction value of permits issued year to date - \$26,656,744.00.
3. The year-to-date activity reflects:
 - 186 permits issued (v. 97 at the same time in 2009);
 - 37 dwelling units (v. 21 at the same time in 2009);
 - \$26,656,744. in construction value (v. \$18,931,073. in 2009);
 - Revenue of \$130,879.19 (v. \$95,190.21 in 2009)

C. The Blue Mountains' Strategic Plan

"Providing a strong, well managed municipal government."

D. Budget Impact (cc: Treasury if required)

N/A

E. Addendums

- Permit Activity/Tables/Charts – May 2010.

Respectfully submitted,

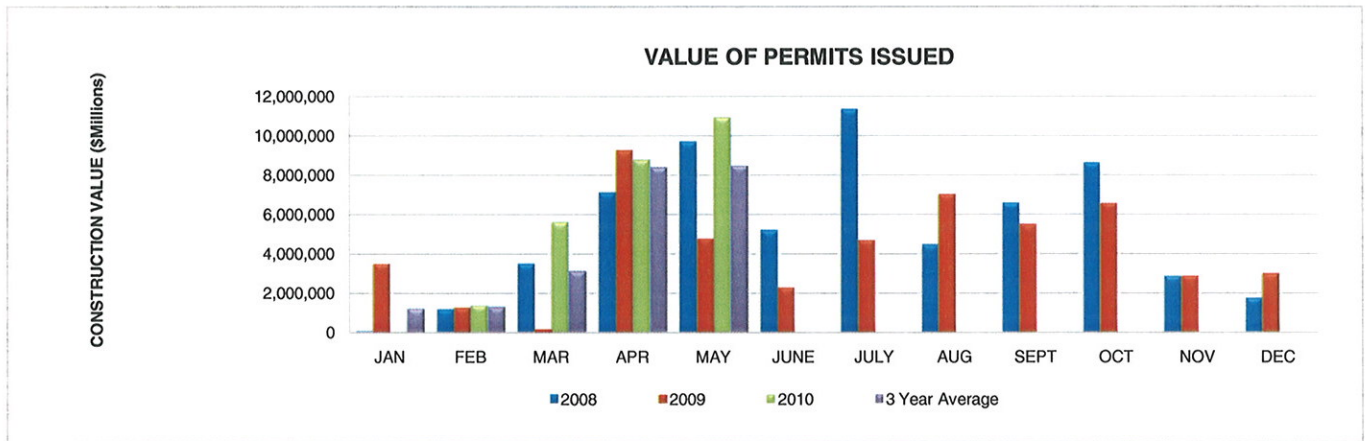
Greg Miller
Manager, Building & By-law/CBO

David Finbow
Director, Planning & Building Services



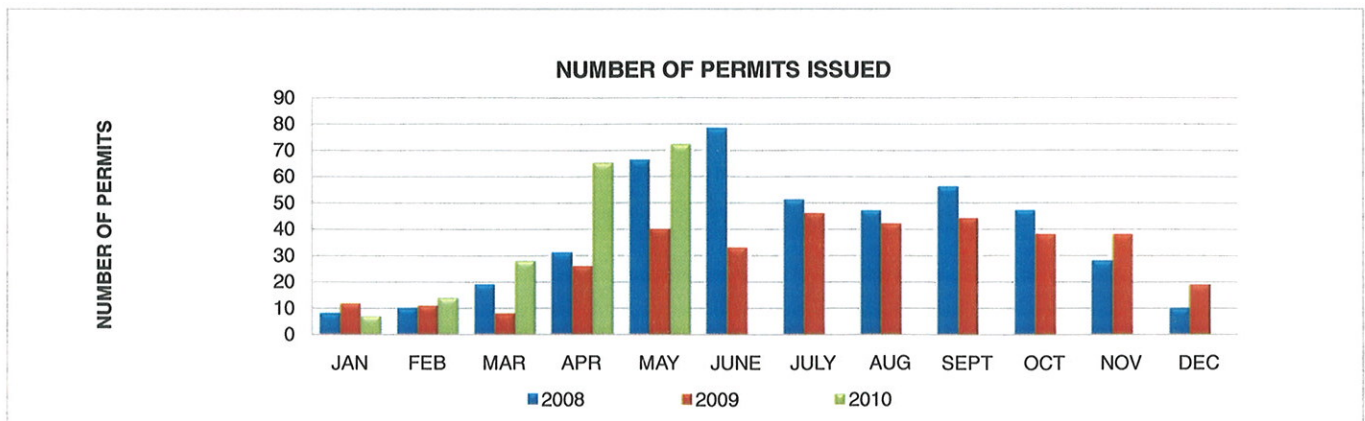
**TOWN OF THE BLUE MOUNTAINS
MONTHLY BUILDING PERMIT ACTIVITY
MAY 2010**

	PERMITS ISSUED			DWELLING UNITS ISSUED			ESTIMATED CONSTRUCTION VALUE		
	2008	2009	2010	2008	2009	2010	2008	2009	2010
JAN	8	12	7	0	2	0	\$ 63,150.00	\$ 3,497,100.00	\$ 51,925.00
FEB	10	11	14	2	3	3	\$ 1,162,682.00	\$ 1,272,000.00	\$ 1,368,659.00
MAR	19	8	28	10	0	18	\$ 3,456,819.00	\$ 166,000.00	\$ 5,601,000.00
1/4	37	31	49	12	5	21	\$ 4,682,651.00	\$ 4,935,100.00	\$ 7,021,584.00
APR	31	26	65	8	9	10	\$ 7,088,625.00	\$ 9,228,386.25	\$ 8,740,900.00
MAY	66	40	72	15	7	6	\$ 9,666,748.00	\$ 4,767,587.00	\$ 10,894,260.00
JUNE	78	33		13	3		\$ 5,189,656.00	\$ 2,278,475.00	
1/2	212	130	186	48	24	37	\$ 26,627,680.00	\$ 21,209,548.25	\$ 26,656,744.00
JULY	51	46		17	4		\$ 11,319,550.00	\$ 4,682,580.00	
AUG	47	42		6	10		\$ 4,434,681.00	\$ 7,018,562.00	
SEPT	56	44		16	9		\$ 6,572,675.00	\$ 5,490,491.00	
3/4	366	262	186	87	47	37	\$ 48,954,586.00	\$ 38,401,181.25	\$ 26,656,744.00
OCT	47	38		13	10		\$ 8,578,119.00	\$ 6,545,048.40	
NOV	28	38		2	6		\$ 2,848,180.00	\$ 2,864,900.00	
DEC	10	19		3	4		\$ 1,719,153.00	\$ 2,983,500.00	
YTD	451	357	186	105	67	37	\$ 62,100,038.00	\$ 50,794,629.65	\$ 26,656,744.00



SUMMARY - PERMITS ISSUED

MONTH	TYPE	#	EST CONSTRUCTION VALUE
May-10	DWELLINGS	6	\$ 3,802,240.00
	ADDITIONS/RENOS/ACCESSORY	15	\$ 955,000.00
	DEMOLITIONS	4	\$ 22,000.00
	COMMERCIAL	3	\$ 5,781,500.00
	FARM	0	\$ -
	OTHER	44	\$ 333,520.00





TOWN OF THE BLUE MOUNTAINS
MONTHLY BUILDING PERMIT ACTIVITY
MAY 2010

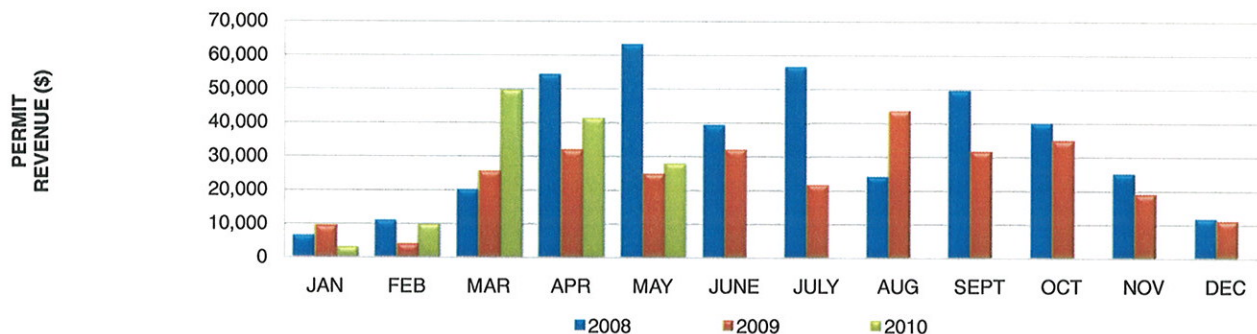
BUILDING - PERMIT REVENUE

	2008	2009	2010
JAN	\$ 6,328.07	\$ 9,270.60	\$ 2,877.66
FEB	\$ 10,920.96	\$ 3,829.96	\$ 9,537.17
MAR	\$ 19,978.46	\$ 25,476.54	\$ 49,450.40
1/4	\$ 37,227.49	\$ 38,577.10	\$ 61,865.23
APR	\$ 54,024.94	\$ 31,840.95	\$ 41,205.85
MAY	\$ 62,873.12	\$ 24,772.16	\$ 27,808.11
JUNE	\$ 39,189.37	\$ 31,920.56	
1/2	\$ 193,314.92	\$ 127,110.77	\$ 130,879.19
JULY	\$ 56,436.72	\$ 21,514.43	
AUG	\$ 23,951.74	\$ 43,514.74	
SEPT	\$ 49,450.10	\$ 31,528.59	
3/4	\$ 323,153.48	\$ 223,668.53	\$ 130,879.19
OCT	\$ 39,817.93	\$ 34,703.30	
NOV	\$ 24,930.94	\$ 18,798.63	
DEC	\$ 11,694.56	\$ 10,912.00	
TOTAL	\$ 399,596.91	\$ 288,082.46	\$ 130,879.19

BUILDING - COMPLIANCE LETTER REVENUE

	2008	2009	2010
JAN	\$ 1,105.00	\$ 660.00	\$ 740.00
FEB	\$ 670.00	\$ 400.00	\$ 980.00
MAR	\$ 2,970.00	\$ 690.00	\$ 1,260.00
1/4	\$ 4,745.00	\$ 1,750.00	\$ 2,980.00
APR	\$ 990.00	\$ 560.00	\$ 440.00
MAY	\$ 1,620.00	\$ 1,000.00	\$ 1,500.00
JUNE	\$ 500.00	\$ 720.00	
1/2	\$ 7,855.00	\$ 4,030.00	\$ 4,920.00
JULY	\$ 920.00	\$ 910.00	
AUG	\$ 700.00	\$ 1,130.00	
SEPT	\$ 780.00	\$ 960.00	
3/4	\$ 10,255.00	\$ 7,030.00	\$ 4,920.00
OCT	\$ 680.00	\$ 360.00	
NOV	\$ 480.00	\$ 460.00	
DEC	\$ 320.00	\$ 730.00	
TOTAL	\$ 11,735.00	\$ 8,580.00	\$ 4,920.00

REVENUE - BUILDING PERMITS



REVENUE - COMPLIANCE LETTERS

