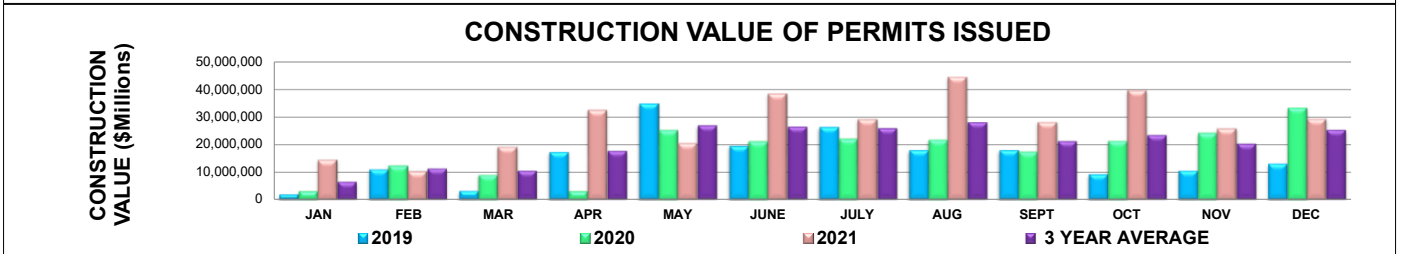
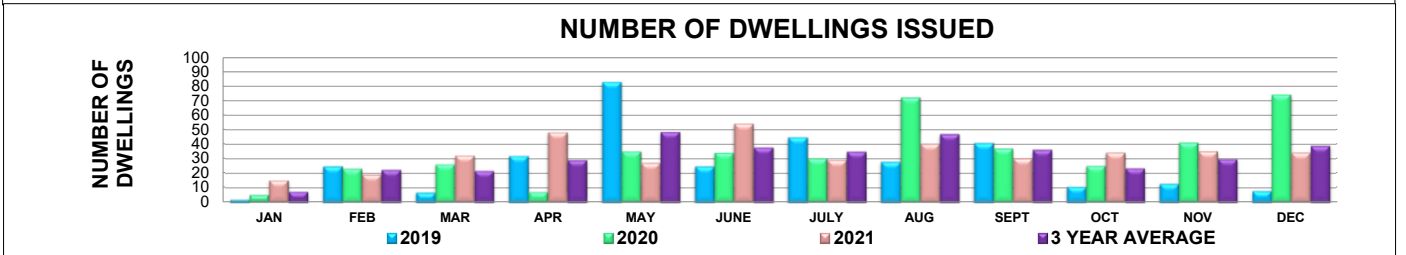
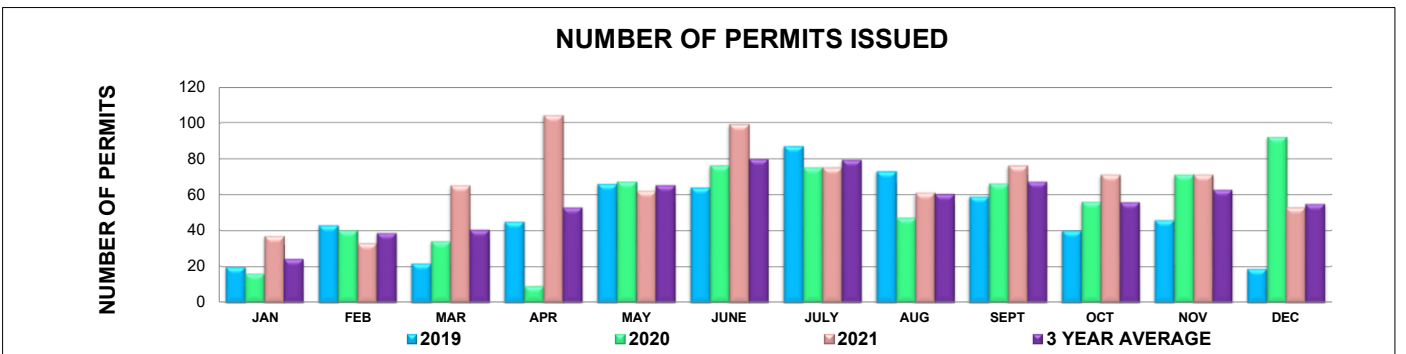


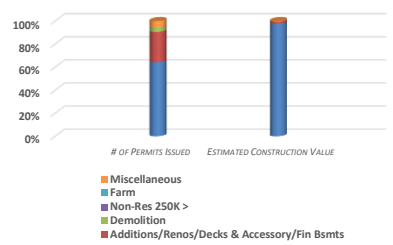


## TOWN OF THE BLUE MOUNTAINS MONTHLY BUILDING PERMIT ACTIVITY DECEMBER 2021

TOTAL PERMITS ISSUED				DWELLING UNITS ISSUED									ESTIMATED CONSTRUCTION VALUE		
				2019	MULTI (# OF UNITS) 2019	SDD OR SEMI 2019	2020	MULTI (# OF UNITS) 2020	SDD OR SEMI 2020	2021	MULTI (# OF UNITS) 2021	SDD OR SEMI 2021			
	2019	2020	2021										2019	2020	2021
JAN	20	16	37	2	0	2	5	0	5	15	0	15	\$ 1,808,150.00	\$ 3,202,300.00	\$ 14,439,850.00
FEB	43	40	33	25	0	25	23	6	17	19	0	19	\$ 10,837,500.00	\$ 12,398,433.00	\$ 10,313,495.00
MAR	22	34	65	7	0	7	26	5	21	32	0	32	\$ 3,018,895.00	\$ 9,060,725.00	\$ 19,109,383.00
Q1	85	90	135	34	0	34	54	11	43	66	0	66	\$ 15,664,545.00	\$ 24,661,458.00	\$ 43,862,728.00
APR	45	9	104	32	0	32	7	0	7	48	0	48	\$ 17,219,750.00	\$ 3,174,400.00	\$ 32,562,263.00
MAY	66	67	62	83	61	22	35	0	35	27	0	27	\$ 34,745,940.00	\$ 25,211,450.00	\$ 20,510,750.00
JUNE	64	76	99	25	6	19	34	7	27	54	0	54	\$ 19,344,150.00	\$ 21,171,675.00	\$ 38,471,216.00
Q2	175	152	265	140	67	73	76	7	69	129	0	129	\$ 71,309,840.00	\$ 49,557,525.00	\$ 91,544,229.00
JULY	87	75	75	45	9	36	30	3	27	26	0	26	\$ 26,271,907.00	\$ 22,018,127.00	\$ 29,129,963.00
AUG	73	47	61	28	11	17	72	59	13	40	0	40	\$ 17,868,550.00	\$ 21,702,864.00	\$ 44,617,817.00
SEPT	59	66	76	41	30	11	37	17	20	30	0	30	\$ 17,912,900.00	\$ 17,429,485.00	\$ 28,086,620.00
Q3	219	188	212	114	50	64	139	79	60	96	0	96	\$ 62,053,357.00	\$ 61,150,476.00	\$ 101,834,400.00
OCT	40	56	71	11	2	9	45	28	17	34	3	31	\$ 9,180,300.00	\$ 21,199,186.00	\$ 39,673,265.00
NOV	46	71	71	13	4	9	41	8	33	35	9	26	\$ 10,407,852.00	\$ 24,203,292.00	\$ 25,842,630.00
DEC	19	92	53	8	0	8	74	30	44	34	6	28	\$ 12,995,400.00	\$ 33,251,004.00	\$ 29,300,996.00
Q4	105	219	195	32	6	26	160	66	94	103	18	85	\$ 32,583,552.00	\$ 78,653,482.00	\$ 94,816,891.00
YTD	584	649	807	320	123	197	429	163	266	394	18	376	\$ 181,611,294.00	\$ 214,022,941.00	\$ 332,058,248.00



Type of Permit Issued	# of Permits Issued	Estimated Construction Value
DW: Single/Semi/Town & Multiple	34	\$ 28,562,996.00
Additions/Renos/Decks & Accessory/Fin Bsmts	14	\$ 571,000.00
Demolition	2	\$ 27,000.00
Non-Res 250K >	0	-
Farm	0	-
Miscellaneous	3	\$ 140,000.00
<b>Total Permits Issued:</b>	<b>53</b>	
<b>Total Est Constr Value:</b>		<b>\$ 29,300,996.00</b>



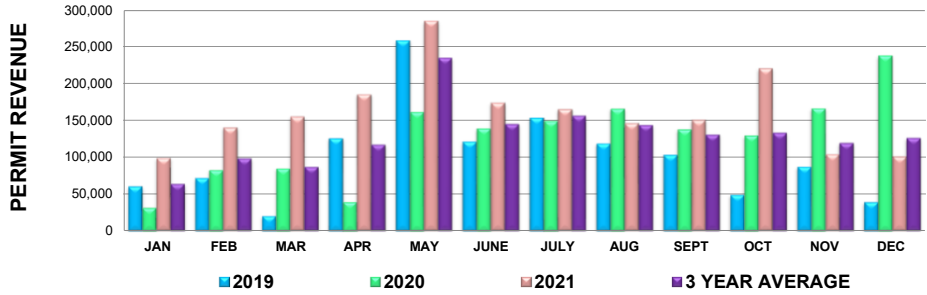


## TOWN OF THE BLUE MOUNTAINS MONTHLY BUILDING PERMIT ACTIVITY DECEMBER 2021

### BUILDING - PERMIT & INSPECTIONS REVENUE

	2019	2020	2021
JAN	\$ 60,454.00	\$ 31,582.00	\$ 98,538.00
FEB	\$ 71,761.00	\$ 82,742.00	\$ 139,906.00
MAR	\$ 20,252.00	\$ 85,107.00	\$ 154,562.00
Q1	\$ 152,467.00	\$ 199,431.00	\$ 393,006.00
APR	\$ 125,666.00	\$ 39,695.00	\$ 184,870.00
MAY	\$ 258,159.00	\$ 161,270.00	\$ 285,057.00
JUNE	\$ 121,003.00	\$ 139,200.00	\$ 173,406.00
Q2	\$ 504,828.00	\$ 340,165.00	\$ 643,333.00
JULY	\$ 153,604.00	\$ 149,254.00	\$ 164,978.00
AUG	\$ 118,573.00	\$ 165,764.00	\$ 145,471.00
SEPT	\$ 103,167.00	\$ 137,653.00	\$ 150,241.00
Q3	\$ 375,344.00	\$ 452,671.00	\$ 460,690.00
OCT	\$ 49,189.00	\$ 129,624.00	\$ 220,052.00
NOV	\$ 86,998.00	\$ 166,276.16	\$ 103,812.00
DEC	\$ 39,192.00	\$ 237,715.00	\$ 100,690.00
Q4	\$ 175,379.00	\$ 533,615.16	\$ 424,554.00
TOTAL	\$ 1,208,018.00	\$ 1,525,882.16	\$ 1,921,583.00

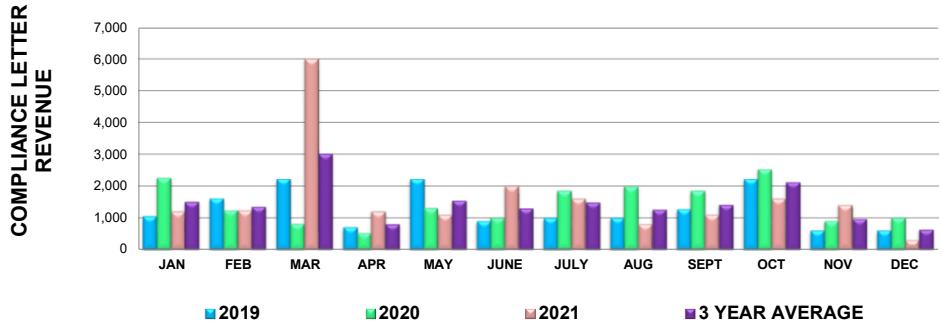
### REVENUE - BUILDING PERMITS



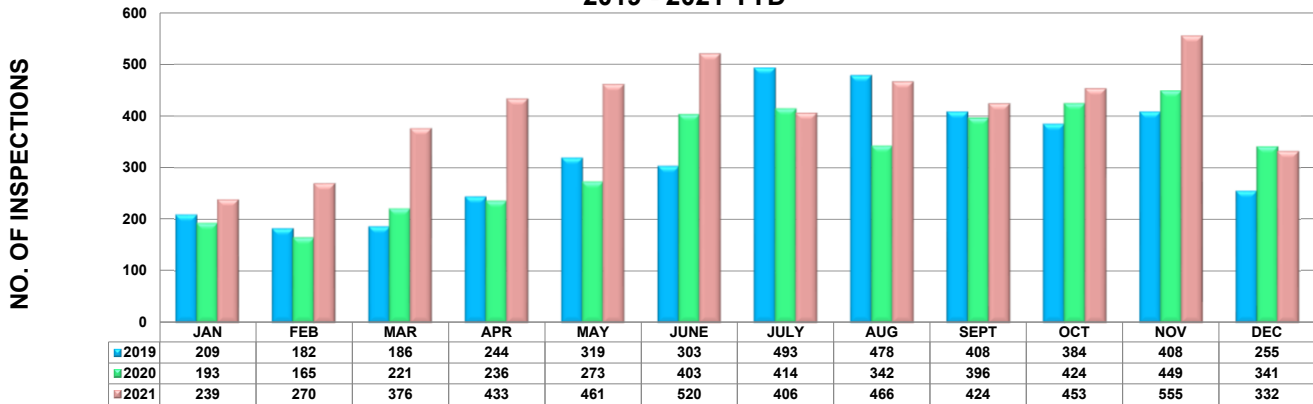
### BUILDING - COMPLIANCE LETTER REVENUE

	2019	2020	2021
JAN	\$ 1,050.00	\$ 2,250.00	\$ 1,200.00
FEB	\$ 1,600.00	\$ 1,225.00	\$ 1,225.00
MAR	\$ 2,225.00	\$ 800.00	\$ 6,000.00
Q1	\$ 4,875.00	\$ 4,275.00	\$ 8,425.00
APR	\$ 700.00	\$ 525.00	\$ 1,200.00
MAY	\$ 2,225.00	\$ 1,300.00	\$ 1,100.00
JUNE	\$ 900.00	\$ 1,000.00	\$ 2,000.00
Q2	\$ 3,825.00	\$ 2,825.00	\$ 4,300.00
JULY	\$ 1,000.00	\$ 1,850.00	\$ 1,600.00
AUG	\$ 1,000.00	\$ 1,975.00	\$ 800.00
SEPT	\$ 1,275.00	\$ 1,850.00	\$ 1,100.00
Q3	\$ 3,275.00	\$ 5,675.00	\$ 3,500.00
OCT	\$ 2,225.00	\$ 2,525.00	\$ 1,600.00
NOV	\$ 600.00	\$ 900.00	\$ 1,400.00
DEC	\$ 600.00	\$ 1,000.00	\$ 300.00
Q4	\$ 3,425.00	\$ 4,425.00	\$ 3,300.00
TOTAL	\$ 15,400.00	\$ 17,200.00	\$ 19,525.00

### REVENUE - COMPLIANCE LETTERS



### BUILDING SERVICES: INSPECTION SUMMARY 2019 - 2021 YTD





**TOWN OF THE BLUE MOUNTAINS  
MONTHLY BUILDING PERMIT ACTIVITY  
DECEMBER 2021**

**12 MONTH ACCUMULATED AVERAGE  
INSPECTIONS COMPLETED**

