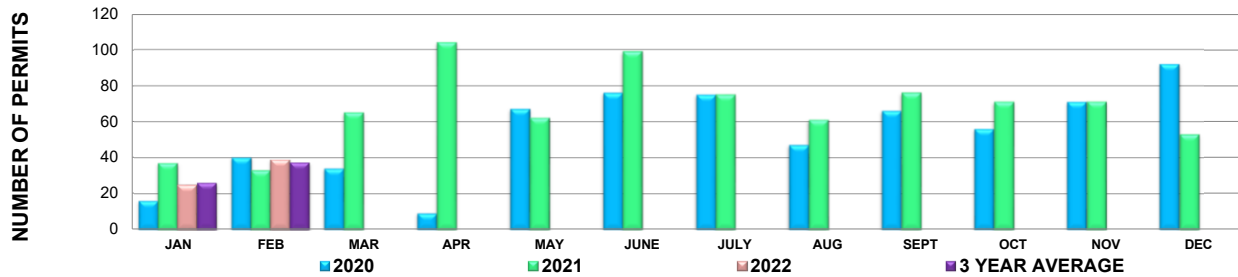




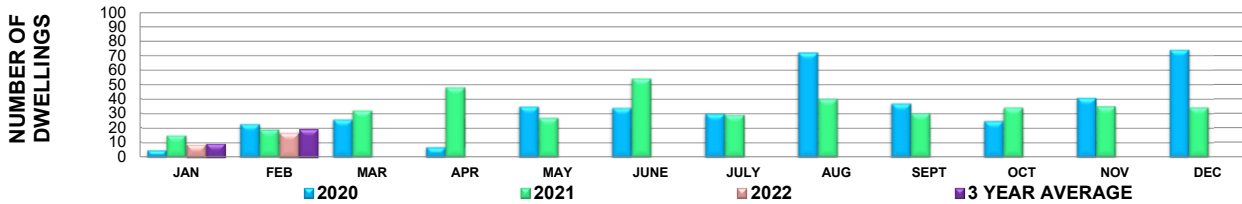
TOWN OF THE BLUE MOUNTAINS MONTHLY BUILDING PERMIT ACTIVITY FEBRUARY 2022

TOTAL PERMITS ISSUED				DWELLING UNITS ISSUED							ESTIMATED CONSTRUCTION VALUE				
				2020	MULTI (# OF UNITS) 2020	SDD OR SEMI 2020	2021	MULTI (# OF UNITS) 2021	SDD OR SEMI 2021	2022				MULTI (# OF UNITS) 2021	SDD OR SEMI 2021
	2020	2021	2022								2020	2021	2022		
JAN	16	37	25	5	0	5	15	0	15	9	0	9	\$ 3,202,300.00	\$ 14,439,850.00	\$ 8,283,450.00
FEB	40	33	39	23	6	17	19	0	19	17	0	17	\$ 12,398,433.00	\$ 10,313,495.00	\$ 10,949,399.00
MAR	34	65	64	26	5	21	32	0	32				\$ 9,060,725.00	\$ 19,109,383.00	
Q1	90	135	64	54	11	43	66	0	66	26	0	26	\$ 24,661,458.00	\$ 43,862,728.00	\$ 19,232,849.00
APR	9	104		7	0	7	48	0	48				\$ 3,174,400.00	\$ 32,562,263.00	
MAY	67	62		35	0	35	27	0	27				\$ 25,211,450.00	\$ 20,510,750.00	
JUNE	76	99		34	7	27	54	0	54				\$ 21,171,675.00	\$ 38,471,216.00	
Q2	152	265		76	7	69	129	0	129				\$ 49,557,525.00	\$ 91,544,229.00	
JULY	75	75		30	3	27	26	0	26				\$ 22,018,127.00	\$ 29,129,963.00	
AUG	47	61		72	59	13	40	0	40				\$ 21,702,864.00	\$ 44,617,817.00	
SEPT	66	76		37	17	20	30	0	30				\$ 17,429,485.00	\$ 28,086,620.00	
Q3	188	212		139	79	60	96	0	96				\$ 61,150,476.00	\$ 101,834,400.00	
OCT	56	71		45	28	17	34	3	31				\$ 21,199,186.00	\$ 39,673,265.00	
NOV	71	71		41	8	33	35	9	26				\$ 24,203,292.00	\$ 25,842,630.00	
DEC	92	53		74	30	44	34	6	28				\$ 33,251,004.00	\$ 29,300,996.00	
Q4	219	195		160	66	94	103	18	85				\$ 78,653,482.00	\$ 94,816,891.00	
YTD	649	807	64	429	163	266	394	18	376	26	0	26	\$ 214,022,941.00	\$ 332,058,248.00	\$ 19,232,849.00

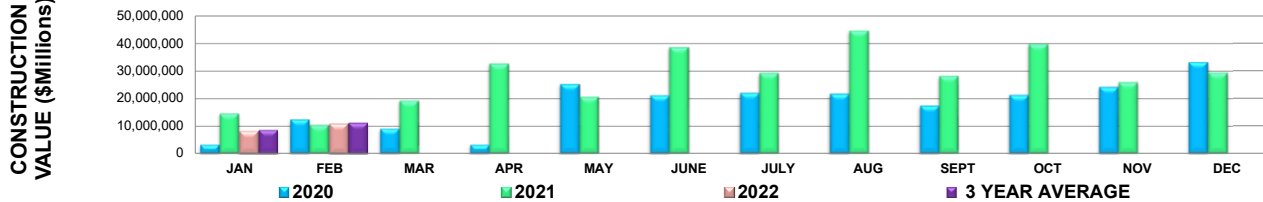
NUMBER OF PERMITS ISSUED



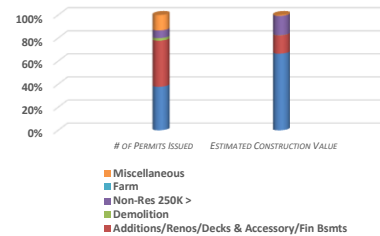
NUMBER OF DWELLINGS ISSUED



CONSTRUCTION VALUE OF PERMITS ISSUED



Type of Permit Issued	# of Permits Issued	Estimated Construction Value
DW: Single/Semi/Town & Multiple	17	\$ 7,282,666.00
Additions/Renos/Decks & Accessory/Fin Bsmts	18	\$ 1,739,400.00
Demolition	1	\$ 14,000.00
Non-Res 250K >	3	\$ 1,833,333.00
Farm	0	\$ -
Miscellaneous	6	\$ 80,000.00
Total Permits Issued:	45	
Total Est Constr Value:		\$ 10,949,399.00



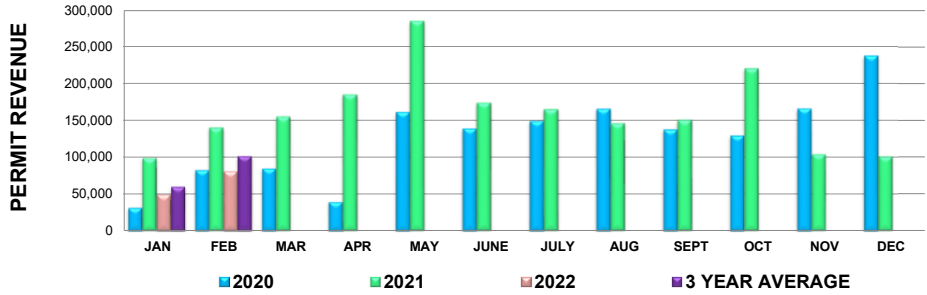


TOWN OF THE BLUE MOUNTAINS MONTHLY BUILDING PERMIT ACTIVITY FEBRUARY 2022

BUILDING - PERMIT & INSPECTIONS REVENUE

	2020	2021	2022
JAN	\$ 31,582.00	\$ 98,538.00	\$ 49,187.00
FEB	\$ 82,742.00	\$ 139,906.00	\$ 80,727.00
MAR	\$ 85,107.00	\$ 154,562.00	
Q1	\$ 199,431.00	\$ 393,006.00	\$ 129,914.00
APR	\$ 39,695.00	\$ 184,870.00	
MAY	\$ 161,270.00	\$ 285,057.00	
JUNE	\$ 139,200.00	\$ 173,406.00	
Q2	\$ 340,165.00	\$ 643,333.00	
JULY	\$ 149,254.00	\$ 164,978.00	
AUG	\$ 165,764.00	\$ 145,471.00	
SEPT	\$ 137,653.00	\$ 150,241.00	
Q3	\$ 452,671.00	\$ 460,690.00	
OCT	\$ 129,624.00	\$ 220,052.00	
NOV	\$ 166,276.16	\$ 103,812.00	
DEC	\$ 237,715.00	\$ 100,690.00	
Q4	\$ 533,615.16	\$ 424,554.00	
TOTAL	1,525,882.16	1,921,583.00	129,914.00

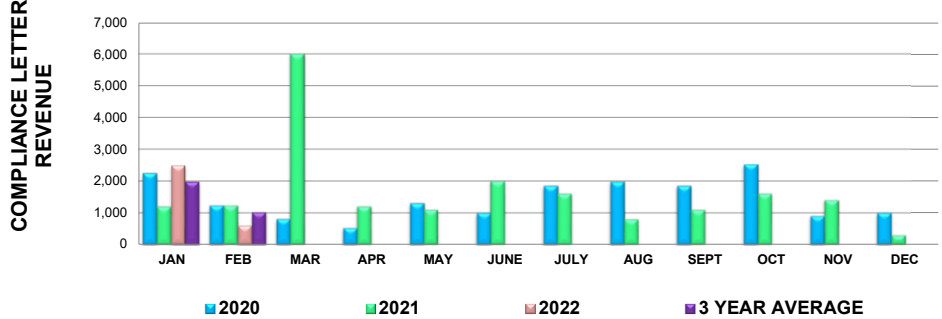
REVENUE - BUILDING PERMITS



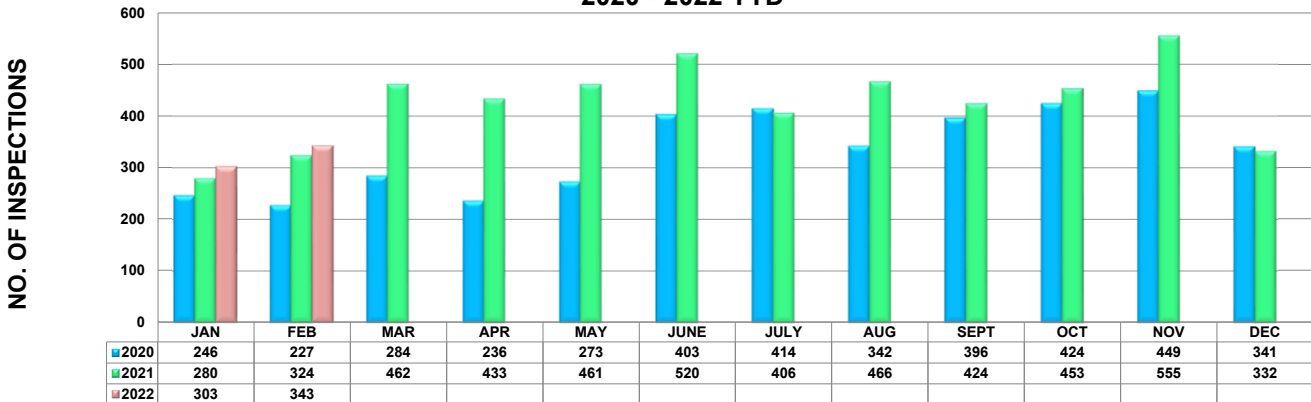
BUILDING - COMPLIANCE LETTER REVENUE

	2020	2021	2022
JAN	\$ 2,250.00	\$ 1,200.00	\$ 2,500.00
FEB	\$ 1,225.00	\$ 1,225.00	\$ 600.00
MAR	\$ 800.00	\$ 6,000.00	
Q1	\$ 4,275.00	\$ 8,425.00	\$ 3,100.00
APR	\$ 525.00	\$ 1,200.00	
MAY	\$ 1,300.00	\$ 1,100.00	
JUNE	\$ 1,000.00	\$ 2,000.00	
Q2	\$ 2,825.00	\$ 4,300.00	
JULY	\$ 1,850.00	\$ 1,600.00	
AUG	\$ 1,975.00	\$ 800.00	
SEPT	\$ 1,850.00	\$ 1,100.00	
Q3	\$ 5,675.00	\$ 3,500.00	
OCT	\$ 2,525.00	\$ 1,600.00	
NOV	\$ 900.00	\$ 1,400.00	
DEC	\$ 1,000.00	\$ 300.00	
Q4	\$ 4,425.00	\$ 3,300.00	
TOTAL	17,200.00	19,525.00	3,100.00

REVENUE - COMPLIANCE LETTERS



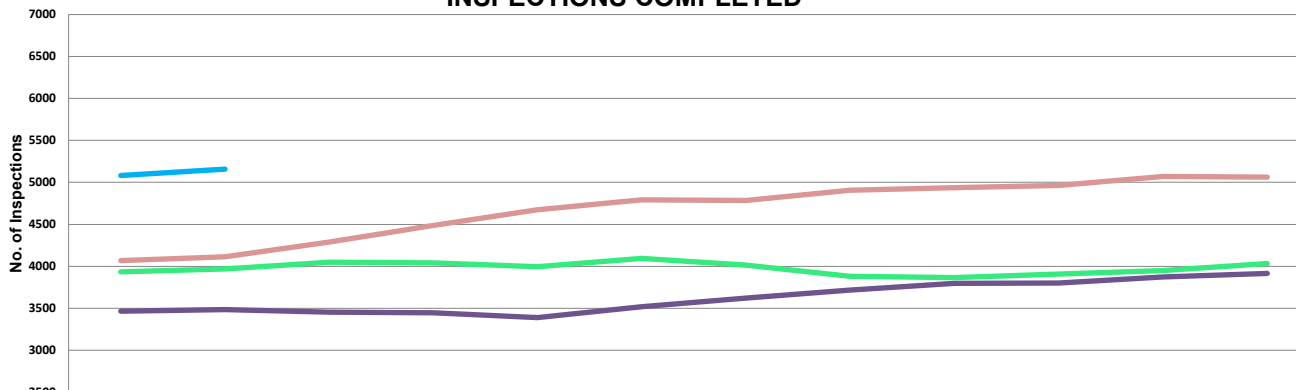
BUILDING SERVICES: INSPECTION SUMMARY 2020 - 2022 YTD





**TOWN OF THE BLUE MOUNTAINS
MONTHLY BUILDING PERMIT ACTIVITY
FEBRUARY 2022**

**12 MONTH ACCUMULATED AVERAGE
INSPECTIONS COMPLETED**



	Jan	Feb	Mar	Apr	May	June	July	Aug	Sep	Oct	Nov	Dec
2019	3466	3485	3456	3448	3392	3521	3622	3717	3797	3802	3872	3917
2020	3934	3970	4049	4041	3995	4095	4016	3880	3868	3908	3949	4035
2021	4069	4112	4290	4487	4675	4792	4784	4908	4936	4965	5071	5062
2022	5085	5158										