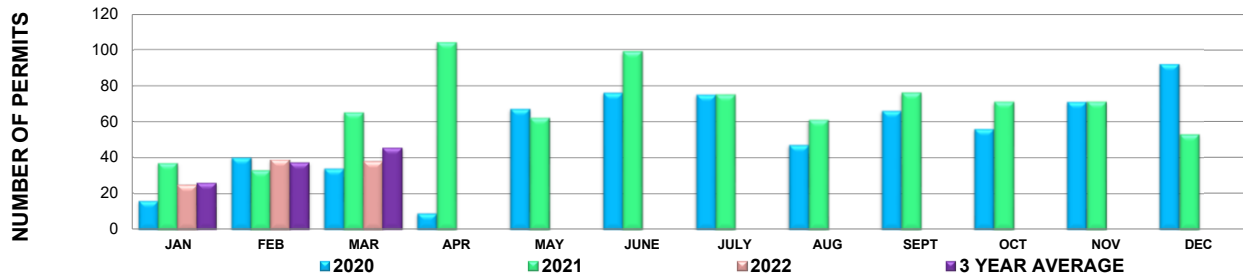




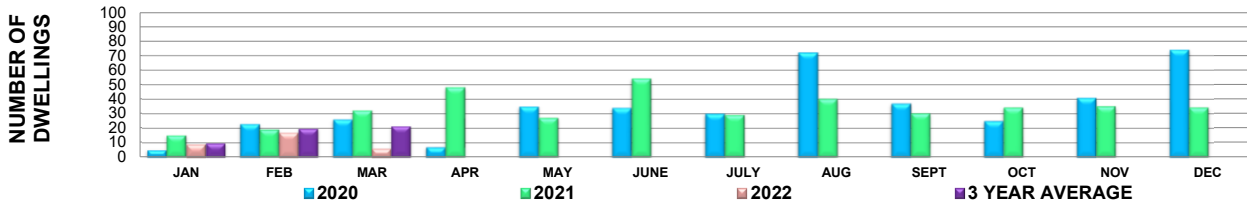
TOWN OF THE BLUE MOUNTAINS MONTHLY BUILDING PERMIT ACTIVITY MARCH 2022

TOTAL PERMITS ISSUED				DWELLING UNITS ISSUED							ESTIMATED CONSTRUCTION VALUE				
				2020	MULTI (# OF UNITS) 2020	SDD OR SEMI 2020	2021	MULTI (# OF UNITS) 2021	SDD OR SEMI 2021	2022				MULTI (# OF UNITS) 2021	SDD OR SEMI 2021
	2020	2021	2022								2020	2021	2022		
JAN	16	37	25	5	0	5	15	0	15	9	0	9	\$ 3,202,300.00	\$ 14,439,850.00	\$ 8,283,450.00
FEB	40	33	39	23	6	17	19	0	19	17	0	17	\$ 12,398,433.00	\$ 10,313,495.00	\$ 10,949,399.00
MAR	34	65	38	26	5	21	32	0	32	6	0	6	\$ 9,060,725.00	\$ 19,109,383.00	\$ 5,151,700.00
Q1	90	135	102	54	11	43	66	0	66	32	0	32	\$ 24,661,458.00	\$ 43,862,728.00	\$ 24,384,549.00
APR	9	104		7	0	7	48	0	48				\$ 3,174,400.00	\$ 32,562,263.00	
MAY	67	62		35	0	35	27	0	27				\$ 25,211,450.00	\$ 20,510,750.00	
JUNE	76	99		34	7	27	54	0	54				\$ 21,171,675.00	\$ 38,471,216.00	
Q2	152	265		76	7	69	129	0	129	0	0	0	\$ 49,557,525.00	\$ 91,544,229.00	
JULY	75	75		30	3	27	26	0	26				\$ 22,018,127.00	\$ 29,129,963.00	
AUG	47	61		72	59	13	40	0	40				\$ 21,702,864.00	\$ 44,617,817.00	
SEPT	66	76		37	17	20	30	0	30				\$ 17,429,485.00	\$ 28,086,620.00	
Q3	188	212		139	79	60	96	0	96				\$ 61,150,476.00	\$ 101,834,400.00	
OCT	56	71		45	28	17	34	3	31				\$ 21,199,186.00	\$ 39,673,265.00	
NOV	71	71		41	8	33	35	9	26				\$ 24,203,292.00	\$ 25,842,630.00	
DEC	92	53		74	30	44	34	6	28				\$ 33,251,004.00	\$ 29,300,996.00	
Q4	219	195		160	66	94	103	18	85				\$ 78,653,482.00	\$ 94,816,891.00	
YTD	649	807	102	429	163	266	394	18	376	32	0	32	\$ 214,022,941.00	\$ 332,058,248.00	\$ 24,384,549.00

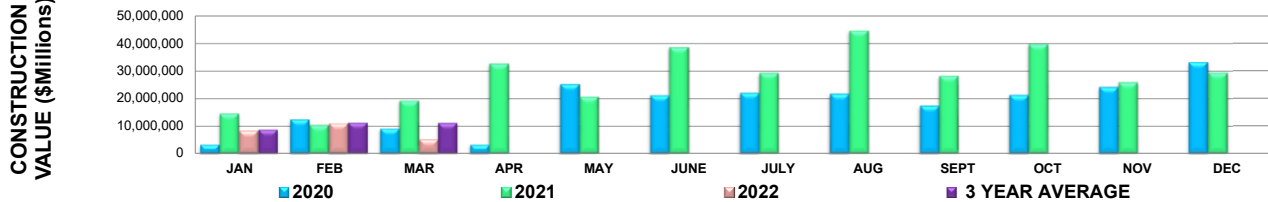
NUMBER OF PERMITS ISSUED



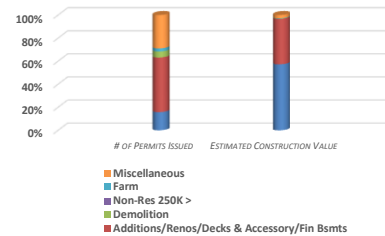
NUMBER OF DWELLINGS ISSUED



CONSTRUCTION VALUE OF PERMITS ISSUED



Type of Permit Issued	# of Permits Issued	Estimated Construction Value
DW: Single/Semi/Town & Multiple	6	\$ 2,950,000.00
Additions/Renos/Decks & Accessory/Fin Bsmts	18	\$ 2,036,700.00
Demolition	2	\$ 15,000.00
Non-Res 250K >	0	\$ -
Farm	1	\$ 13,000.00
Miscellaneous	11	\$ 137,000.00
Total Permits Issued:	38	
Total Est Constr Value:		\$ 5,151,700.00



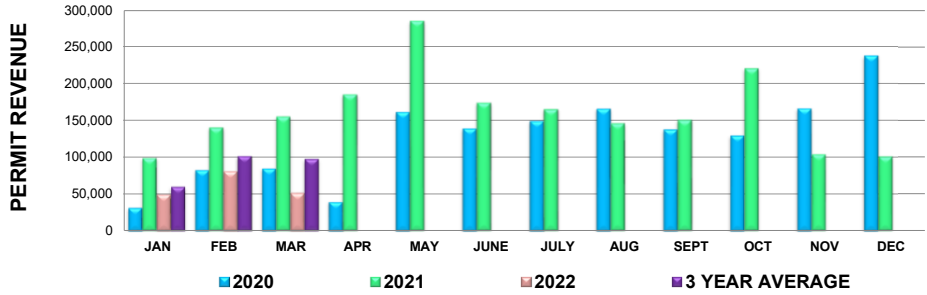


TOWN OF THE BLUE MOUNTAINS MONTHLY BUILDING PERMIT ACTIVITY MARCH 2022

BUILDING - PERMIT & INSPECTIONS REVENUE

	2020	2021	2022
JAN	\$ 31,582.00	\$ 98,538.00	\$ 49,187.00
FEB	\$ 82,742.00	\$ 139,906.00	\$ 80,727.00
MAR	\$ 85,107.00	\$ 154,562.00	\$ 51,449.00
Q1	\$ 199,431.00	\$ 393,006.00	\$ 181,363.00
APR	\$ 39,695.00	\$ 184,870.00	
MAY	\$ 161,270.00	\$ 285,057.00	
JUNE	\$ 139,200.00	\$ 173,406.00	
Q2	\$ 340,165.00	\$ 643,333.00	
JULY	\$ 149,254.00	\$ 164,978.00	
AUG	\$ 165,764.00	\$ 145,471.00	
SEPT	\$ 137,653.00	\$ 150,241.00	
Q3	\$ 452,671.00	\$ 460,690.00	
OCT	\$ 129,624.00	\$ 220,052.00	
NOV	\$ 166,276.16	\$ 103,812.00	
DEC	\$ 237,715.00	\$ 100,690.00	
Q4	\$ 533,615.16	\$ 424,584.00	
TOTAL	1,525,882.16	1,921,583.00	181,363.00

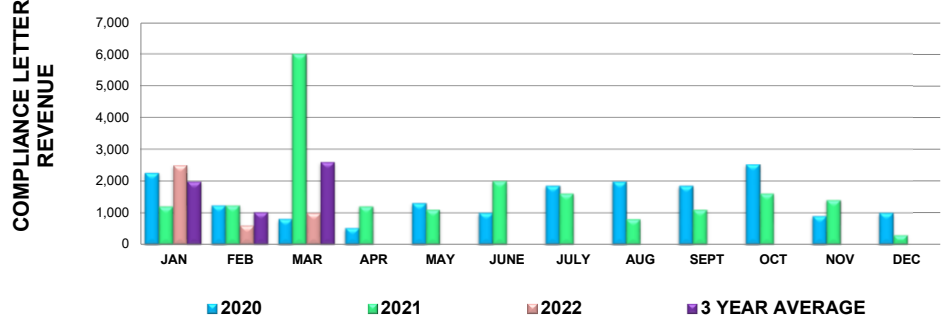
REVENUE - BUILDING PERMITS



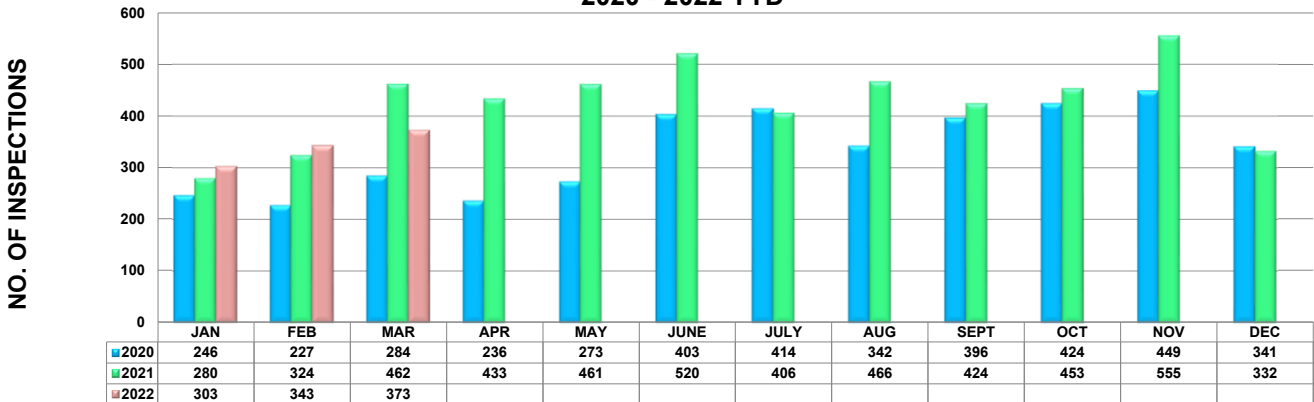
BUILDING - COMPLIANCE LETTER REVENUE

	2020	2021	2022
JAN	\$ 2,250.00	\$ 1,200.00	\$ 2,500.00
FEB	\$ 1,225.00	\$ 1,225.00	\$ 600.00
MAR	\$ 800.00	\$ 6,000.00	\$ 1,000.00
Q1	\$ 4,275.00	\$ 8,425.00	\$ 4,100.00
APR	\$ 525.00	\$ 1,200.00	
MAY	\$ 1,300.00	\$ 1,100.00	
JUNE	\$ 1,000.00	\$ 2,000.00	
Q2	\$ 2,825.00	\$ 4,300.00	
JULY	\$ 1,850.00	\$ 1,600.00	
AUG	\$ 1,975.00	\$ 800.00	
SEPT	\$ 1,850.00	\$ 1,100.00	
Q3	\$ 5,675.00	\$ 3,500.00	
OCT	\$ 2,525.00	\$ 1,600.00	
NOV	\$ 900.00	\$ 1,400.00	
DEC	\$ 1,000.00	\$ 300.00	
Q4	\$ 4,425.00	\$ 3,300.00	
TOTAL	17,200.00	19,525.00	4,100.00

REVENUE - COMPLIANCE LETTERS



BUILDING SERVICES: INSPECTION SUMMARY 2020 - 2022 YTD





**TOWN OF THE BLUE MOUNTAINS
MONTHLY BUILDING PERMIT ACTIVITY
MARCH 2022**

**12 MONTH ACCUMULATED AVERAGE
INSPECTIONS COMPLETED**

