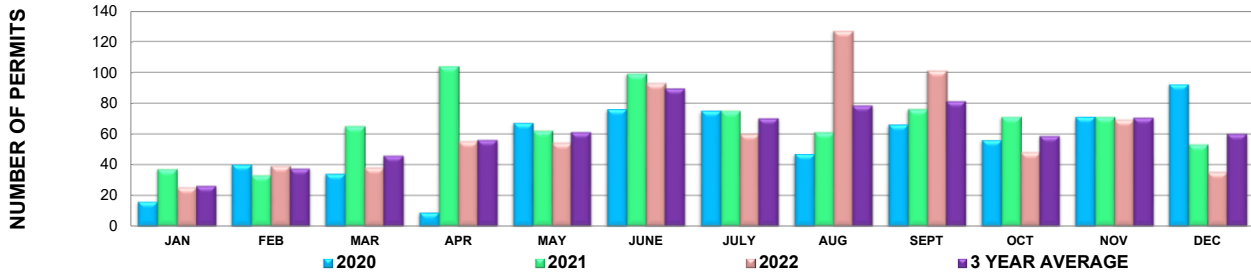




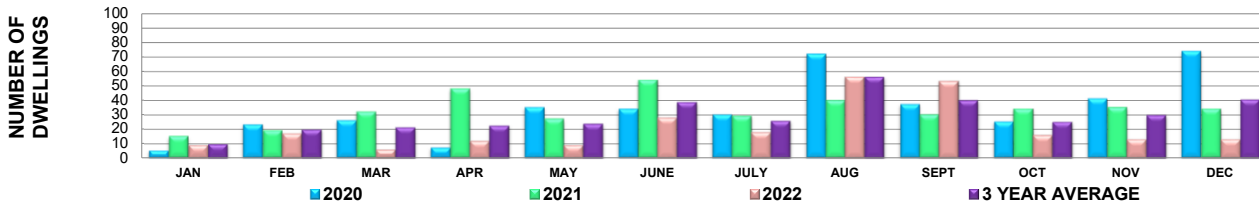
TOWN OF THE BLUE MOUNTAINS MONTHLY BUILDING PERMIT ACTIVITY DECEMBER 2022

| TOTAL PERMITS ISSUED | | | | DWELLING UNITS ISSUED | | | | | | | | | ESTIMATED CONSTRUCTION VALUE | | | |
|----------------------|-----|-----|-----|-----------------------|------|------|------|-------------------------|------------------|------|-------------------------|------------------|------------------------------|-------------------------|-------------------|-------------------|
| | | | | 2020 | 2021 | 2022 | 2020 | MULTI (# OF UNITS) 2020 | SDD OR SEMI 2020 | 2021 | MULTI (# OF UNITS) 2021 | SDD OR SEMI 2021 | 2022 | MULTI (# OF UNITS) 2022 | SDD OR SEMI 2022 | ACC APTS 2022 |
| JAN | 16 | 37 | 25 | 5 | 0 | 5 | 15 | 0 | 15 | 9 | 0 | 9 | 0 | \$ 3,202,300.00 | \$ 14,439,850.00 | \$ 8,283,450.00 |
| FEB | 40 | 33 | 39 | 23 | 6 | 17 | 19 | 0 | 19 | 17 | 0 | 17 | 1 | \$ 12,398,433.00 | \$ 10,313,495.00 | \$ 10,949,399.00 |
| MAR | 34 | 65 | 38 | 26 | 5 | 21 | 32 | 0 | 32 | 6 | 0 | 6 | 1 | \$ 9,060,725.00 | \$ 19,109,383.00 | \$ 5,151,700.00 |
| Q1 | 90 | 135 | 102 | 54 | 11 | 43 | 66 | 0 | 66 | 32 | 0 | 32 | 2 | \$ 24,661,458.00 | \$ 43,862,728.00 | \$ 24,384,549.00 |
| APR | 9 | 104 | 55 | 7 | 0 | 7 | 48 | 0 | 48 | 12 | 0 | 12 | 1 | \$ 3,174,400.00 | \$ 32,562,263.00 | \$ 16,120,373.00 |
| MAY | 67 | 62 | 54 | 35 | 0 | 35 | 27 | 0 | 27 | 9 | 0 | 9 | 1 | \$ 25,211,450.00 | \$ 20,510,750.00 | \$ 14,520,800.00 |
| JUNE | 76 | 99 | 93 | 34 | 7 | 27 | 54 | 0 | 54 | 28 | 3 | 25 | 4 | \$ 21,171,675.00 | \$ 38,471,216.00 | \$ 27,296,297.00 |
| Q2 | 152 | 265 | 202 | 76 | 7 | 69 | 129 | 0 | 129 | 49 | 3 | 46 | 6 | \$ 49,557,525.00 | \$ 91,544,229.00 | \$ 57,937,470.00 |
| JULY | 75 | 75 | 60 | 30 | 3 | 27 | 26 | 0 | 26 | 18 | 3 | 15 | 0 | \$ 22,018,127.00 | \$ 29,129,963.00 | \$ 18,840,287.00 |
| AUG | 47 | 61 | 127 | 72 | 59 | 13 | 40 | 0 | 40 | 56 | 0 | 56 | 0 | \$ 21,702,864.00 | \$ 44,617,817.00 | \$ 44,892,508.00 |
| SEPT | 66 | 76 | 101 | 37 | 17 | 20 | 30 | 0 | 30 | 53 | 27 | 26 | 2 | \$ 17,429,485.00 | \$ 28,086,620.00 | \$ 28,109,662.00 |
| Q3 | 188 | 212 | 288 | 139 | 79 | 60 | 96 | 0 | 96 | 127 | 30 | 97 | 2 | \$ 61,150,476.00 | \$ 101,834,400.00 | \$ 91,842,457.00 |
| OCT | 56 | 71 | 48 | 45 | 28 | 17 | 34 | 3 | 31 | 16 | 4 | 12 | 0 | \$ 21,199,186.00 | \$ 39,673,265.00 | \$ 12,369,832.00 |
| NOV | 71 | 71 | 69 | 41 | 8 | 33 | 35 | 9 | 26 | 13 | 0 | 13 | 1 | \$ 24,203,292.00 | \$ 25,842,630.00 | \$ 21,241,680.00 |
| DEC | 92 | 53 | 35 | 74 | 30 | 44 | 34 | 6 | 28 | 13 | 5 | 8 | 0 | \$ 33,251,004.00 | \$ 29,300,996.00 | \$ 20,965,500.00 |
| Q4 | 219 | 195 | 152 | 160 | 66 | 94 | 103 | 18 | 85 | 42 | 9 | 33 | 1 | \$ 78,653,482.00 | \$ 94,816,891.00 | \$ 54,577,012.00 |
| YTD | 649 | 807 | 744 | 429 | 163 | 266 | 394 | 18 | 376 | 250 | 42 | 208 | 11 | \$ 214,022,941.00 | \$ 332,058,248.00 | \$ 228,741,488.00 |

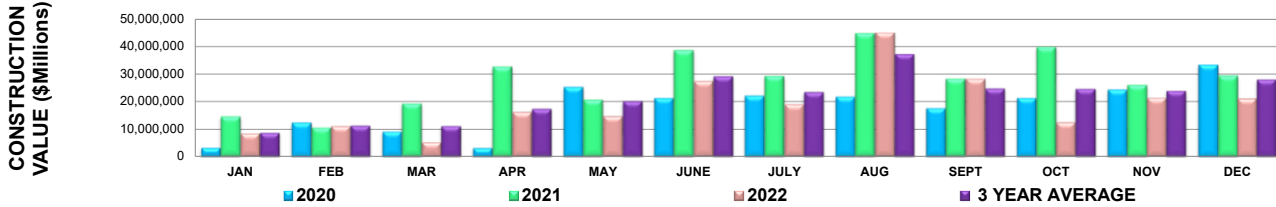
NUMBER OF PERMITS ISSUED



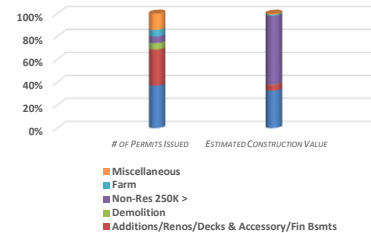
NUMBER OF DWELLINGS ISSUED



CONSTRUCTION VALUE OF PERMITS ISSUED



| Type of Permit Issued | # of Permits Issued | Estimated Construction Value |
|---|---------------------|------------------------------|
| DW: Single/Semi/Town & Multiple | 13 | \$ 6,875,500.00 |
| Additions/Renos/Decks & Accessory/Fin Bsmts | 11 | \$ 1,052,000.00 |
| Demolition | 2 | \$ 50,000.00 |
| Non-Res 250K > | 2 | \$ 12,550,000.00 |
| Farm | 2 | \$ 230,000.00 |
| Miscellaneous | 5 | \$ 208,000.00 |
| Total Permits Issued: | 35 | |
| Total Est Constr Value: | | \$ 20,965,500.00 |



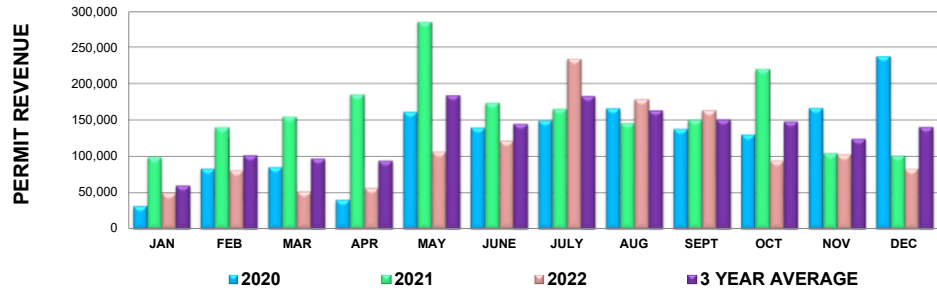


TOWN OF THE BLUE MOUNTAINS MONTHLY BUILDING PERMIT ACTIVITY DECEMBER 2022

BUILDING - PERMIT & INSPECTIONS REVENUE

| | 2020 | 2021 | 2022 |
|-------|---------------|---------------|---------------|
| JAN | \$ 31,582.00 | \$ 98,538.00 | \$ 49,187.00 |
| FEB | \$ 82,742.00 | \$ 139,906.00 | \$ 80,727.00 |
| MAR | \$ 85,107.00 | \$ 154,562.00 | \$ 51,449.00 |
| Q1 | \$ 199,431.00 | \$ 393,006.00 | \$ 181,363.00 |
| APR | \$ 39,695.00 | \$ 184,870.00 | \$ 56,383.00 |
| MAY | \$ 161,270.00 | \$ 285,057.00 | \$ 106,322.00 |
| JUNE | \$ 139,200.00 | \$ 173,406.00 | \$ 121,156.00 |
| Q2 | \$ 340,165.00 | \$ 643,333.00 | \$ 283,861.00 |
| JULY | \$ 149,254.00 | \$ 164,978.00 | \$ 234,227.00 |
| AUG | \$ 165,764.00 | \$ 145,471.00 | \$ 178,461.00 |
| SEPT | \$ 137,653.00 | \$ 150,241.00 | \$ 163,110.00 |
| Q3 | \$ 452,671.00 | \$ 460,690.00 | \$ 575,798.00 |
| OCT | \$ 129,624.00 | \$ 220,052.00 | \$ 93,923.00 |
| NOV | \$ 166,276.16 | \$ 103,812.00 | \$ 102,037.00 |
| DEC | \$ 237,715.00 | \$ 100,690.00 | \$ 82,542.00 |
| Q4 | \$ 533,615.16 | \$ 424,554.00 | \$ 278,502.00 |
| TOTAL | 1,525,882.16 | 1,921,583.00 | 1,319,524.00 |

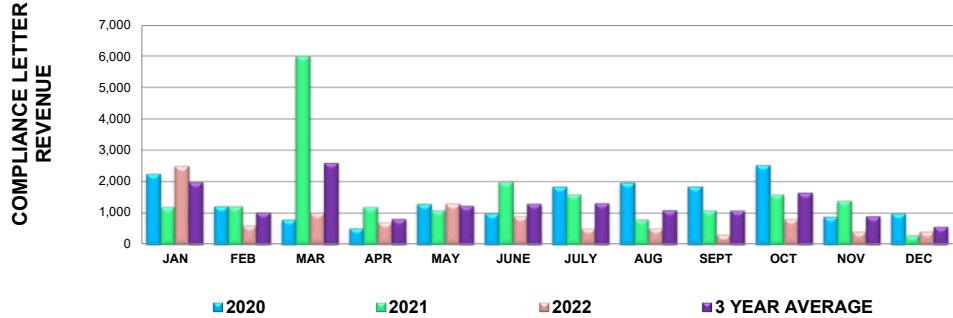
REVENUE - BUILDING PERMITS



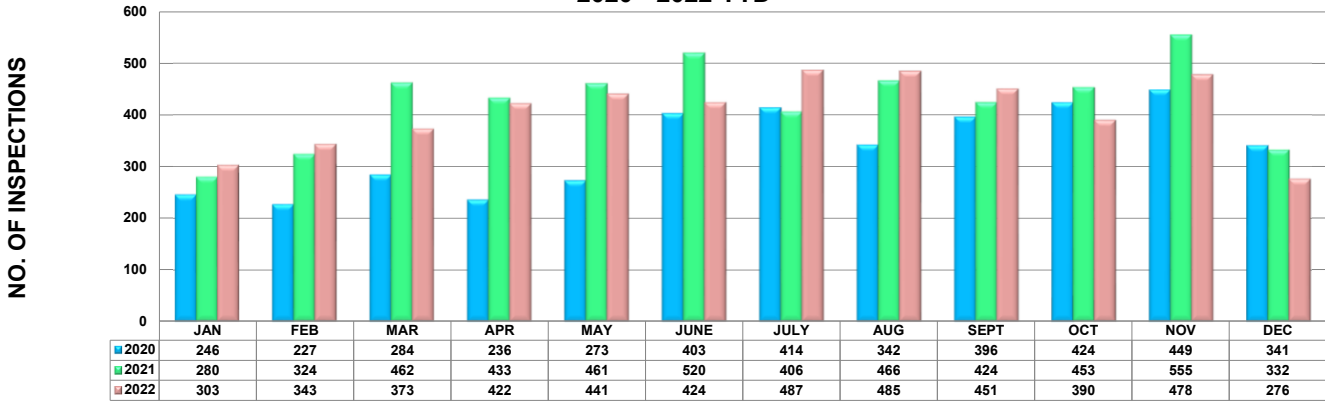
BUILDING - COMPLIANCE LETTER REVENUE

| | 2020 | 2021 | 2022 |
|-------|-------------|-------------|-------------|
| JAN | \$ 2,250.00 | \$ 1,200.00 | \$ 2,500.00 |
| FEB | \$ 1,225.00 | \$ 1,225.00 | \$ 600.00 |
| MAR | \$ 800.00 | \$ 6,000.00 | \$ 1,000.00 |
| Q1 | \$ 4,275.00 | \$ 8,425.00 | \$ 4,100.00 |
| APR | \$ 525.00 | \$ 1,200.00 | \$ 700.00 |
| MAY | \$ 1,300.00 | \$ 1,100.00 | \$ 1,300.00 |
| JUNE | \$ 1,000.00 | \$ 2,000.00 | \$ 900.00 |
| Q2 | \$ 2,825.00 | \$ 4,300.00 | \$ 2,900.00 |
| JULY | \$ 1,850.00 | \$ 1,600.00 | \$ 500.00 |
| AUG | \$ 1,975.00 | \$ 800.00 | \$ 500.00 |
| SEPT | \$ 1,850.00 | \$ 1,100.00 | \$ 300.00 |
| Q3 | \$ 5,675.00 | \$ 3,500.00 | \$ 1,300.00 |
| OCT | \$ 2,525.00 | \$ 1,600.00 | \$ 800.00 |
| NOV | \$ 900.00 | \$ 1,400.00 | \$ 400.00 |
| DEC | \$ 1,000.00 | \$ 300.00 | \$ 400.00 |
| Q4 | \$ 4,425.00 | \$ 3,300.00 | \$ 1,600.00 |
| TOTAL | 17,200.00 | 19,525.00 | 9,900.00 |

REVENUE - COMPLIANCE LETTERS



BUILDING SERVICES: INSPECTION SUMMARY 2020 - 2022 YTD





**TOWN OF THE BLUE MOUNTAINS
MONTHLY BUILDING PERMIT ACTIVITY
DECEMBER 2022**

**12 MONTH ACCUMULATED AVERAGE
INSPECTIONS COMPLETED**

