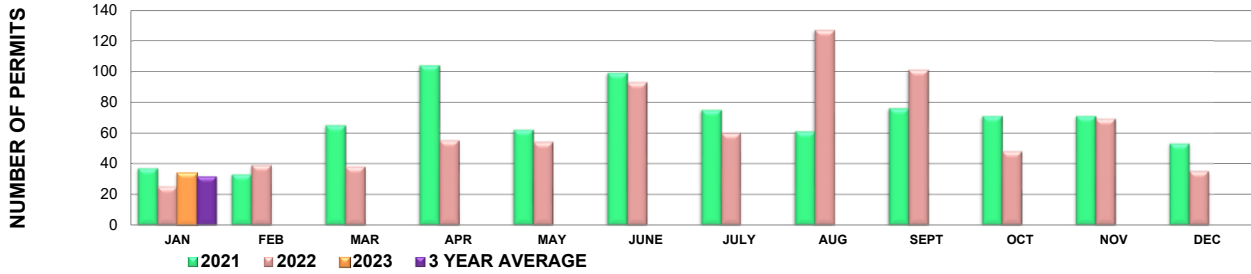




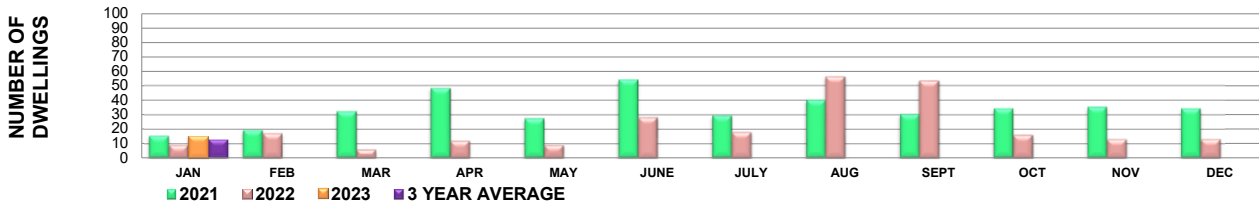
TOWN OF THE BLUE MOUNTAINS MONTHLY BUILDING PERMIT ACTIVITY JANUARY 2023

TOTAL PERMITS ISSUED				DWELLING UNITS ISSUED									ESTIMATED CONSTRUCTION VALUE			
				2021	2022	2023	2021	MULTI (# OF UNITS) 2021	SDD OR SEMI 2021	2022	MULTI (# OF UNITS) 2022	SDD OR SEMI 2022				2023
	2021	2022	2023	2021			2022			2023				2021	2022	2023
JAN	37	25	34	15	0	15	9	0	9	15	14	1	2	\$ 14,439,850.00	\$ 8,283,450.00	\$ 8,658,300.00
FEB	33	39		19	0	19	17	0	17					\$ 10,313,495.00	\$ 10,949,399.00	
MAR	65	38		32	0	32	6	0	6					\$ 19,109,383.00	\$ 5,151,700.00	
Q1	135	102	34	66	0	66	32	0	32	15	0	1	2	\$ 43,862,728.00	\$ 24,384,549.00	\$ 8,658,300.00
APR	104	55		48	0	48	12	0	12					\$ 32,562,263.00	\$ 16,120,373.00	
MAY	62	54		27	0	27	9	0	9					\$ 20,510,750.00	\$ 14,520,800.00	
JUNE	99	93		54	0	54	28	3	25					\$ 38,471,216.00	\$ 27,296,297.00	
Q2	265	202	0	129	0	129	49	3	46	0	0	0	0	\$ 91,544,229.00	\$ 57,937,470.00	\$ -
JULY	75	60		26	0	26	18	3	15					\$ 29,129,963.00	\$ 18,840,287.00	
AUG	61	127		40	0	40	56	0	56					\$ 44,617,817.00	\$ 44,892,508.00	
SEPT	76	101		30	0	30	53	27	26					\$ 28,086,620.00	\$ 28,109,662.00	
Q3	212	288	0	96	0	96	127	30	97	0	0	0	0	\$ 101,834,400.00	\$ 91,842,457.00	\$ -
OCT	71	48		34	3	31	16	4	12					\$ 39,673,265.00	\$ 12,369,832.00	
NOV	71	69		35	9	26	13	0	13					\$ 25,842,630.00	\$ 21,241,680.00	
DEC	53	35		34	6	28	13	5	8					\$ 29,300,996.00	\$ 20,965,500.00	
Q4	195	152	0	103	18	85	42	9	33	0	0	0	0	\$ 94,816,891.00	\$ 54,577,012.00	\$ -
YTD	807	744	34	394	18	376	250	42	208	15	0	1	2	\$ 332,058,248.00	\$ 228,741,488.00	\$ 8,658,300.00

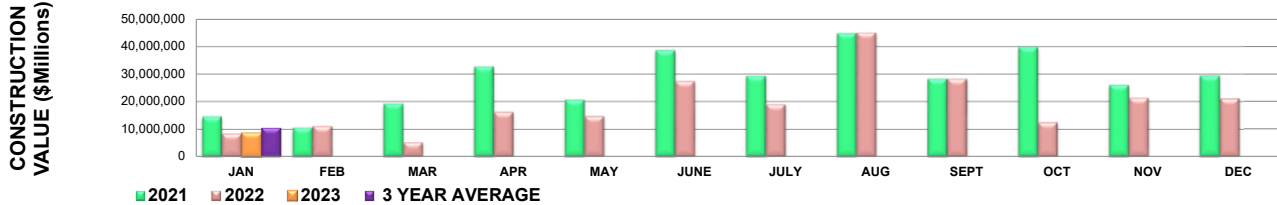
NUMBER OF PERMITS ISSUED



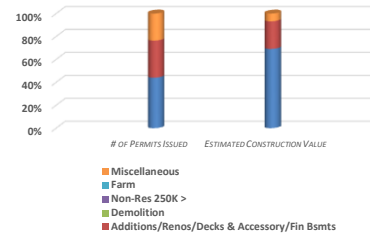
NUMBER OF DWELLINGS ISSUED



CONSTRUCTION VALUE OF PERMITS ISSUED



Type of Permit Issued	# of Permits Issued	Estimated Construction Value
DW: Single/Semi/Town & Multiple	15	\$ 5,992,900.00
Additions/Renos/Decks & Accessory/Fin Bsmts	11	\$ 2,083,900.00
Demolition	0	\$ -
Non-Res 250K >	0	\$ -
Farm	0	\$ -
Miscellaneous	8	\$ 581,500.00
Total Permits Issued:	34	
Total Est Constr Value:		\$ 8,658,300.00



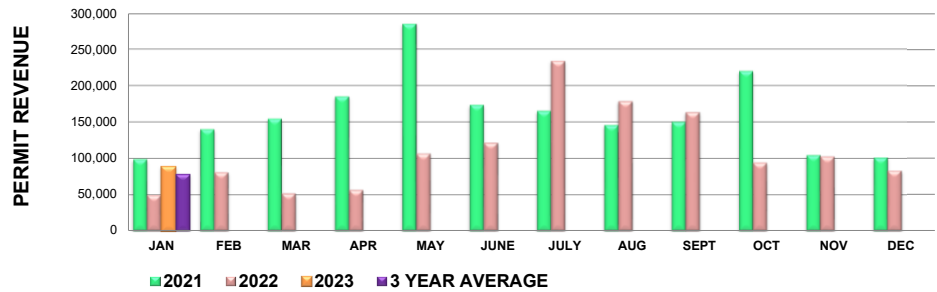


TOWN OF THE BLUE MOUNTAINS MONTHLY BUILDING PERMIT ACTIVITY JANUARY 2023

BUILDING - PERMIT & INSPECTIONS REVENUE

	2021	2022	2023
JAN	\$ 98,538.00	\$ 49,187.00	\$ 89,129.00
FEB	\$ 139,906.00	\$ 80,727.00	
MAR	\$ 154,562.00	\$ 51,449.00	
Q1	\$ 393,006.00	\$ 181,363.00	\$ 89,129.00
APR	\$ 184,870.00	\$ 56,383.00	
MAY	\$ 285,057.00	\$ 106,322.00	
JUNE	\$ 173,406.00	\$ 121,156.00	
Q2	\$ 643,333.00	\$ 283,861.00	\$ -
JULY	\$ 164,978.00	\$ 234,227.00	
AUG	\$ 145,471.00	\$ 178,461.00	
SEPT	\$ 150,241.00	\$ 163,110.00	
Q3	\$ 460,690.00	\$ 575,798.00	\$ -
OCT	\$ 220,052.00	\$ 93,923.00	
NOV	\$ 103,812.00	\$ 102,037.00	
DEC	\$ 100,690.00	\$ 82,542.00	
Q4	\$ 424,554.00	\$ 278,502.00	\$ -
TOTAL	1,921,583.00	1,319,524.00	89,129.00

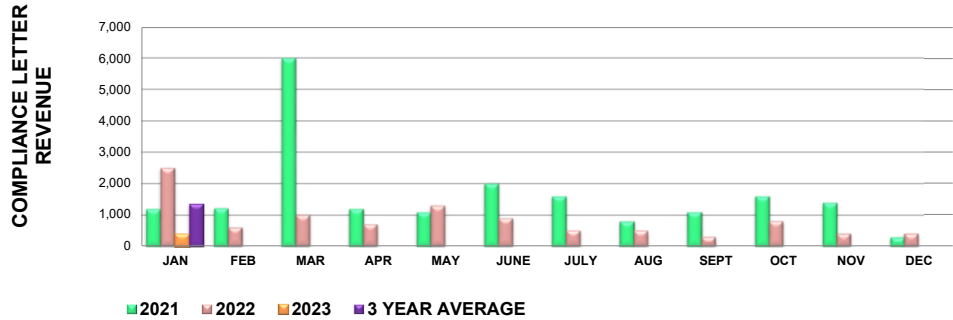
REVENUE - BUILDING PERMITS



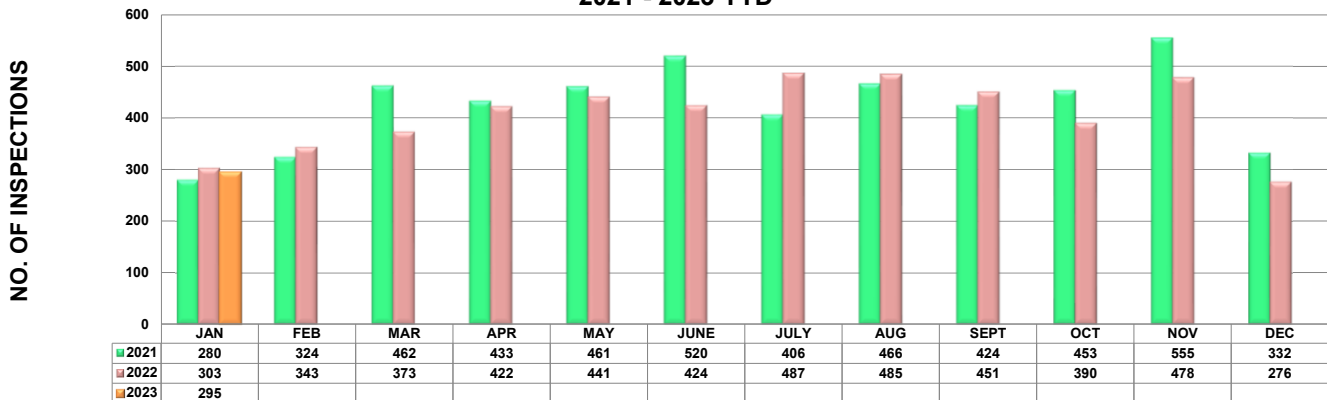
BUILDING - COMPLIANCE LETTER REVENUE

	2021	2022	2023
JAN	\$ 1,200.00	\$ 2,500.00	\$ 400.00
FEB	\$ 1,225.00	\$ 600.00	
MAR	\$ 6,000.00	\$ 1,000.00	
Q1	\$ 8,425.00	\$ 4,100.00	\$ 400.00
APR	\$ 1,200.00	\$ 700.00	
MAY	\$ 1,100.00	\$ 1,300.00	
JUNE	\$ 2,000.00	\$ 900.00	
Q2	\$ 4,300.00	\$ 2,900.00	\$ -
JULY	\$ 1,600.00	\$ 500.00	
AUG	\$ 800.00	\$ 500.00	
SEPT	\$ 1,100.00	\$ 300.00	
Q3	\$ 3,500.00	\$ 1,300.00	\$ -
OCT	\$ 1,600.00	\$ 800.00	
NOV	\$ 1,400.00	\$ 400.00	
DEC	\$ 300.00	\$ 400.00	
Q4	\$ 3,300.00	\$ 1,600.00	\$ -
TOTAL	19,525.00	9,900.00	400.00

REVENUE - COMPLIANCE LETTERS



BUILDING SERVICES: INSPECTION SUMMARY 2021 - 2023 YTD





**TOWN OF THE BLUE MOUNTAINS
MONTHLY BUILDING PERMIT ACTIVITY
JANUARY 2023**

**12 MONTH ACCUMULATED AVERAGE
INSPECTIONS COMPLETED**

