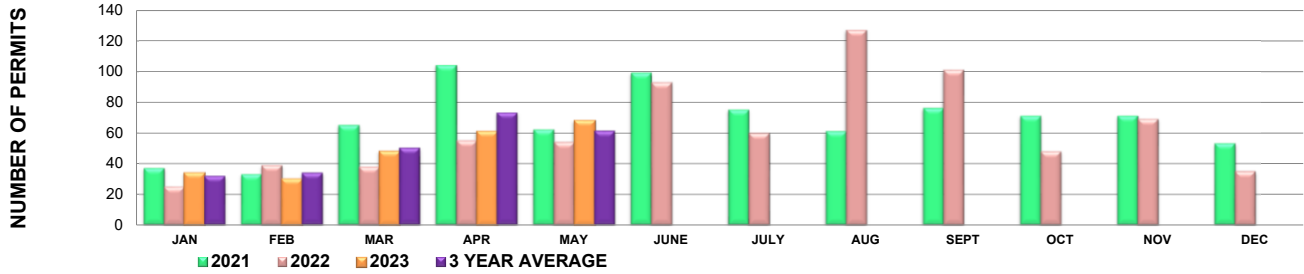




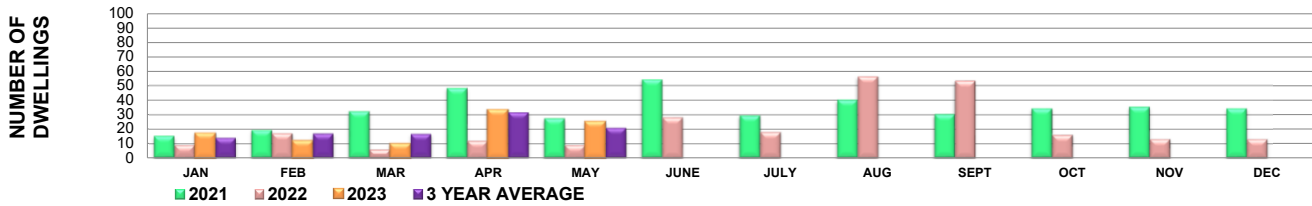
TOWN OF THE BLUE MOUNTAINS MONTHLY BUILDING PERMIT ACTIVITY MAY 2023

| DWELLING UNITS ISSUED | | | | | | | | | | | | | | ESTIMATED CONSTRUCTION VALUE | | | |
|-----------------------|------|------|------|------|----------------------------------|---------------------------|------|----------------------------------|---------------------------|---------------------|------|----------------------------------|---------------------------|------------------------------|-------------------|-------------------|------------------|
| TOTAL PERMITS ISSUED | | | | 2021 | MULTI (# OF UNITS) 2021 | SDD OR SEMI 2021 | 2022 | MULTI (# OF UNITS) 2022 | SDD OR SEMI 2022 | ACC APTS 2022 | 2023 | MULTI (# OF UNITS) 2023 | SDD OR SEMI 2023 | ACC APTS 2023 | 2021 | 2022 | 2023 |
| | 2021 | 2022 | 2023 | | | | | | | | | | | | | | |
| JAN | 37 | 25 | 34 | 15 | 0 | 15 | 9 | 0 | 9 | 0 | 17 | 14 | 1 | 2 | \$ 14,439,850.00 | \$ 8,283,450.00 | \$ 8,658,300.00 |
| FEB | 33 | 39 | 30 | 19 | 0 | 19 | 18 | 0 | 17 | 1 | 12 | 0 | 10 | 2 | \$ 10,313,495.00 | \$ 10,949,399.00 | \$ 9,790,200.00 |
| MAR | 65 | 38 | 48 | 32 | 0 | 32 | 7 | 0 | 6 | 1 | 10 | 6 | 4 | 0 | \$ 19,109,383.00 | \$ 5,151,700.00 | \$ 7,742,698.00 |
| Q1 | 135 | 102 | 112 | 66 | 0 | 66 | 34 | 0 | 32 | 2 | 39 | 20 | 15 | 4 | \$ 43,862,728.00 | \$ 24,384,549.00 | \$ 26,191,198.00 |
| APR | 104 | 55 | 61 | 48 | 0 | 48 | 13 | 0 | 12 | 1 | 33 | 14 | 19 | 0 | \$ 32,562,263.00 | \$ 16,120,373.00 | \$ 23,184,200.00 |
| MAY | 62 | 54 | 68 | 27 | 0 | 27 | 10 | 0 | 9 | 1 | 25 | 5 | 15 | 5 | \$ 20,510,750.00 | \$ 14,520,800.00 | \$ 31,530,947.00 |
| JUNE | 99 | 93 | | 54 | 0 | 54 | 32 | 3 | 25 | 4 | | | | | \$ 38,471,216.00 | \$ 27,296,297.00 | |
| Q2 | 265 | 202 | 129 | 129 | 0 | 129 | 55 | 3 | 46 | 6 | 58 | 19 | 34 | 5 | \$ 91,544,229.00 | \$ 57,937,470.00 | \$ 54,715,147.00 |
| JULY | 75 | 60 | | 26 | 0 | 26 | 18 | 3 | 15 | 0 | | | | | \$ 29,129,963.00 | \$ 18,840,287.00 | |
| AUG | 61 | 127 | | 40 | 0 | 40 | 56 | 0 | 56 | 0 | | | | | \$ 44,617,817.00 | \$ 44,892,508.00 | |
| SEPT | 76 | 101 | | 30 | 0 | 30 | 55 | 27 | 26 | 2 | | | | | \$ 28,086,620.00 | \$ 28,109,662.00 | |
| Q3 | 212 | 288 | 0 | 96 | 0 | 96 | 129 | 30 | 97 | 2 | 0 | 0 | 0 | 0 | \$ 101,834,400.00 | \$ 91,842,457.00 | \$ - |
| OCT | 71 | 48 | | 34 | 3 | 31 | 16 | 4 | 12 | 0 | | | | | \$ 39,673,265.00 | \$ 12,369,832.00 | |
| NOV | 71 | 69 | | 35 | 9 | 26 | 14 | 0 | 13 | 1 | | | | | \$ 25,842,630.00 | \$ 21,241,680.00 | |
| DEC | 53 | 35 | | 34 | 6 | 28 | 13 | 5 | 8 | 0 | | | | | \$ 29,300,996.00 | \$ 20,965,500.00 | |
| Q4 | 195 | 152 | 0 | 103 | 18 | 85 | 43 | 9 | 33 | 1 | 0 | 0 | 0 | 0 | \$ 94,816,891.00 | \$ 54,577,012.00 | \$ - |
| YTD | 807 | 744 | 241 | 394 | 18 | 376 | 261 | 42 | 208 | 11 | 97 | 39 | 49 | 9 | \$ 332,058,248.00 | \$ 228,741,488.00 | \$ 80,906,345.00 |

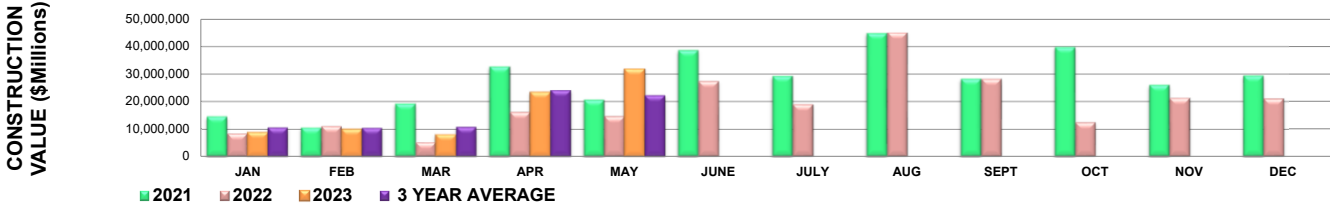
NUMBER OF PERMITS ISSUED



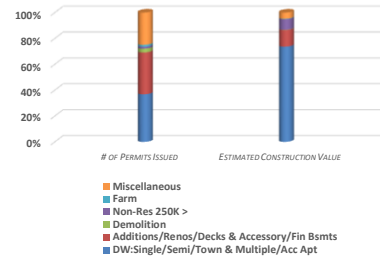
NUMBER OF DWELLINGS ISSUED



CONSTRUCTION VALUE OF PERMITS ISSUED



| Type of Permit Issued | # of Permits Issued | Estimated Construction Value |
|---|---------------------|------------------------------|
| DW: Single/Semi/Town & Multiple/Acc Apt | 25 | \$ 23,215,650.00 |
| Additions/Renos/Decks & Accessory/Fin Bsmts | 22 | \$ 4,058,200.00 |
| Demolition | 2 | \$ 45,000.00 |
| Non-Res 250K > | 1 | \$ 2,600,000.00 |
| Farm | 1 | \$ 100,000.00 |
| Miscellaneous | 17 | \$ 1,512,097.00 |
| Total Permits Issued: | 68 | |
| Total Est Constr Value: | | \$ 31,530,947.00 |



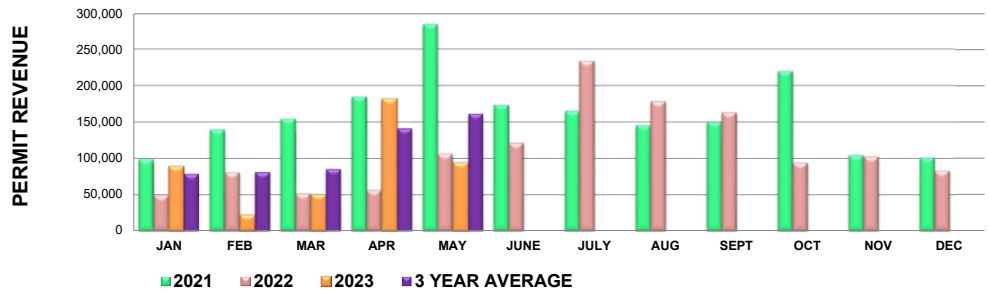


TOWN OF THE BLUE MOUNTAINS MONTHLY BUILDING PERMIT ACTIVITY MAY 2023

BUILDING - PERMIT & INSPECTIONS REVENUE

| | 2021 | 2022 | 2023 |
|--------------|---------------------|---------------------|-------------------|
| JAN | \$ 98,538.00 | \$ 49,187.00 | \$ 89,129.00 |
| FEB | \$ 139,906.00 | \$ 80,727.00 | \$ 22,115.00 |
| MAR | \$ 154,562.00 | \$ 51,449.00 | \$ 50,095.00 |
| Q1 | \$ 393,006.00 | \$ 181,363.00 | \$ 161,339.00 |
| APR | \$ 184,870.00 | \$ 56,383.00 | \$ 181,904.00 |
| MAY | \$ 285,057.00 | \$ 106,322.00 | \$ 93,693.00 |
| JUNE | \$ 173,406.00 | \$ 121,156.00 | |
| Q2 | \$ 643,333.00 | \$ 283,861.00 | \$ 275,597.00 |
| JULY | \$ 164,978.00 | \$ 234,227.00 | |
| AUG | \$ 145,471.00 | \$ 178,461.00 | |
| SEPT | \$ 150,241.00 | \$ 163,110.00 | |
| Q3 | \$ 460,690.00 | \$ 575,798.00 | \$ - |
| OCT | \$ 220,052.00 | \$ 93,923.00 | |
| NOV | \$ 103,812.00 | \$ 102,037.00 | |
| DEC | \$ 100,690.00 | \$ 82,542.00 | |
| Q4 | \$ 424,554.00 | \$ 278,502.00 | \$ - |
| TOTAL | 1,921,583.00 | 1,319,524.00 | 436,936.00 |

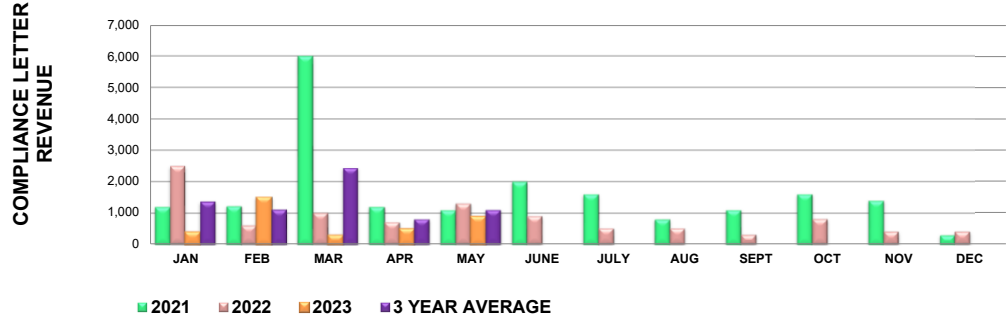
REVENUE - BUILDING PERMITS



BUILDING - COMPLIANCE LETTER REVENUE

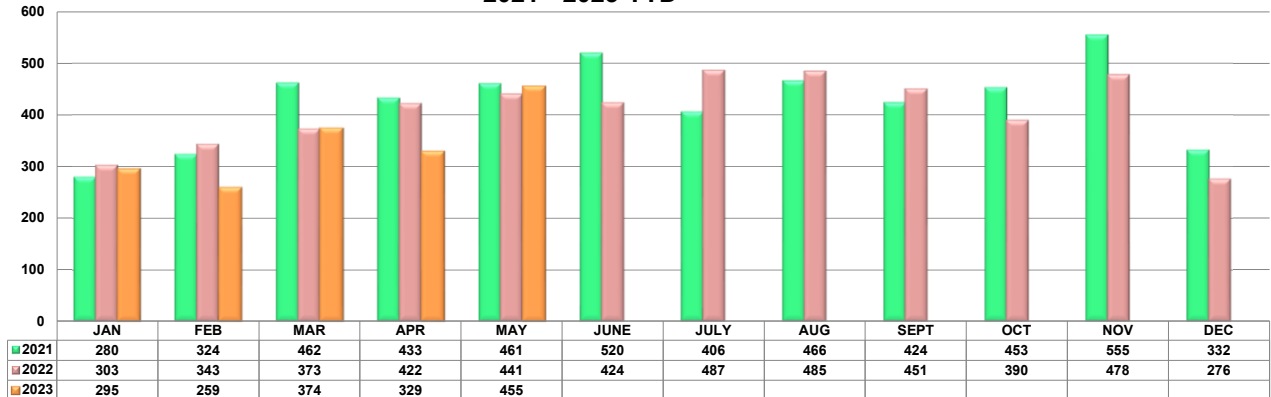
| | 2021 | 2022 | 2023 |
|--------------|------------------|-----------------|-----------------|
| JAN | \$ 1,200.00 | \$ 2,500.00 | \$ 400.00 |
| FEB | \$ 1,225.00 | \$ 600.00 | \$ 1,500.00 |
| MAR | \$ 6,000.00 | \$ 1,000.00 | \$ 300.00 |
| Q1 | \$ 8,425.00 | \$ 4,100.00 | \$ 2,200.00 |
| APR | \$ 1,200.00 | \$ 700.00 | \$ 500.00 |
| MAY | \$ 1,100.00 | \$ 1,300.00 | \$ 900.00 |
| JUNE | \$ 2,000.00 | \$ 900.00 | |
| Q2 | \$ 4,300.00 | \$ 2,900.00 | \$ 1,400.00 |
| JULY | \$ 1,600.00 | \$ 500.00 | |
| AUG | \$ 800.00 | \$ 500.00 | |
| SEPT | \$ 1,100.00 | \$ 300.00 | |
| Q3 | \$ 3,500.00 | \$ 1,300.00 | \$ - |
| OCT | \$ 1,600.00 | \$ 800.00 | |
| NOV | \$ 1,400.00 | \$ 400.00 | |
| DEC | \$ 300.00 | \$ 400.00 | |
| Q4 | \$ 3,300.00 | \$ 1,600.00 | \$ - |
| TOTAL | 19,525.00 | 9,900.00 | 3,600.00 |

REVENUE - COMPLIANCE LETTERS



BUILDING SERVICES: INSPECTION SUMMARY 2021 - 2023 YTD

NO. OF INSPECTIONS





**TOWN OF THE BLUE MOUNTAINS
MONTHLY BUILDING PERMIT ACTIVITY
MAY 2023**

**12 MONTH ACCUMULATED AVERAGE
INSPECTIONS COMPLETED**

