

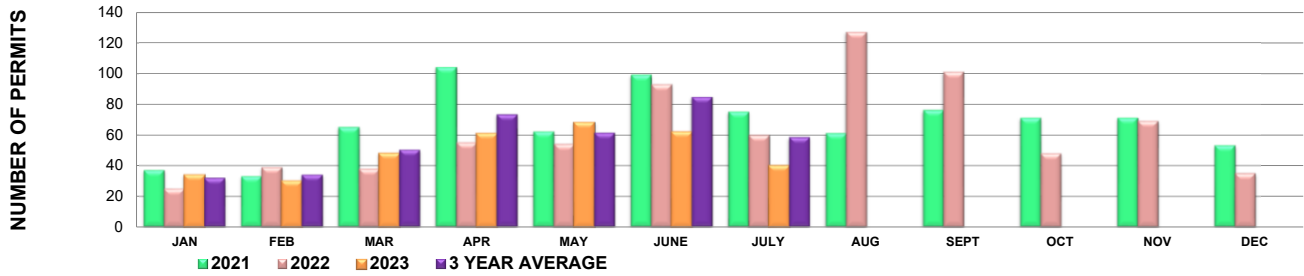


## TOWN OF THE BLUE MOUNTAINS MONTHLY BUILDING PERMIT ACTIVITY JULY 2023

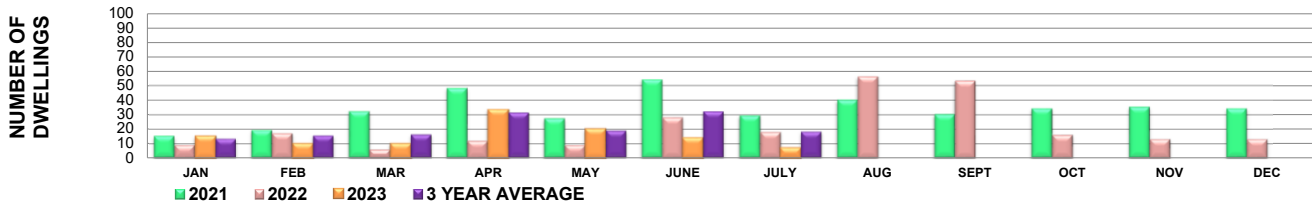
### DWELLING UNITS ISSUED

	TOTAL PERMITS ISSUED			DWELLING UNITS ISSUED										ESTIMATED CONSTRUCTION VALUE			
	2021	2022	2023	2021	MULTI (# OF UNITS) 2021	SDD OR SEMI 2021	2022	MULTI (# OF UNITS) 2022	SDD OR SEMI 2022	ACCS APTS 2022	2023	MULTI (# OF UNITS) 2023	SDD OR SEMI 2023	ACCS APTS 2023	2021	2022	2023
JAN	37	25	34	15	0	15	9	0	9	0	17	14	1	2	\$ 14,439,850.00	\$ 8,283,450.00	\$ 8,658,300.00
FEB	33	39	30	19	0	19	18	0	17	1	12	0	10	2	\$ 10,313,495.00	\$ 10,949,399.00	\$ 9,790,200.00
MAR	65	38	48	32	0	32	7	0	6	1	10	6	4	0	\$ 19,109,383.00	\$ 5,151,700.00	\$ 7,742,698.00
Q1	135	102	112	66	0	66	34	0	32	2	39	20	15	4	\$ 43,862,728.00	\$ 24,384,549.00	\$ 26,191,198.00
APR	104	55	61	48	0	48	13	0	12	1	33	14	19	0	\$ 32,562,263.00	\$ 16,120,373.00	\$ 23,184,200.00
MAY	62	54	68	27	0	27	10	0	9	1	25	5	15	5	\$ 20,510,750.00	\$ 14,520,800.00	\$ 31,530,947.00
JUNE	99	93	62	54	0	54	32	3	25	4	14	4	10	0	\$ 38,471,216.00	\$ 27,296,297.00	\$ 15,337,844.00
Q2	265	202	191	129	0	129	55	3	46	6	72	23	44	5	\$ 91,544,229.00	\$ 57,937,470.00	\$ 70,052,991.00
JULY	75	60	40	26	0	26	18	3	15	0	8	0	7	1	\$ 29,129,963.00	\$ 18,840,287.00	\$ 10,215,700.00
AUG	61	127		40	0	40	56	0	56	0					\$ 44,617,817.00	\$ 44,892,508.00	
SEPT	76	101		30	0	30	55	27	26	2					\$ 28,086,620.00	\$ 28,109,662.00	
Q3	212	288	40	96	0	96	129	30	97	2	8	0	7	1	\$ 101,834,400.00	\$ 91,842,457.00	\$ 10,215,700.00
OCT	71	48		34	3	31	16	4	12	0					\$ 39,673,265.00	\$ 12,369,832.00	
NOV	71	69		35	9	26	14	0	13	1					\$ 25,842,630.00	\$ 21,241,680.00	
DEC	53	35		34	6	28	13	5	8	0					\$ 29,300,996.00	\$ 20,965,500.00	
Q4	195	152	0	103	18	85	43	9	33	1	0	0	0	0	\$ 94,816,891.00	\$ 54,577,012.00	\$ -
YTD	807	744	343	394	18	376	261	42	208	11	119	43	66	10	\$ 332,058,248.00	\$ 228,741,488.00	\$ 106,459,889.00

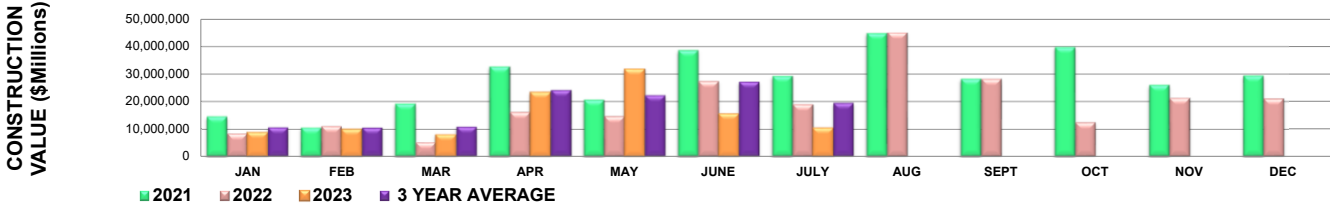
### NUMBER OF PERMITS ISSUED



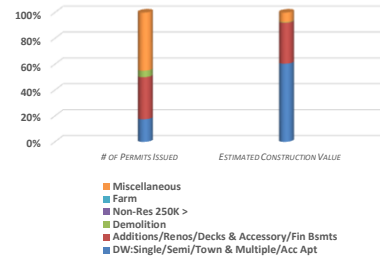
### NUMBER OF DWELLINGS ISSUED



### CONSTRUCTION VALUE OF PERMITS ISSUED



Type of Permit Issued	# of Permits Issued	Estimated Construction Value
DW: Single/Semi/Town & Multiple/Acc Apt	7	\$ 6,175,200.00
Additions/Renos/Decks & Accessory/Fin Bsmts	13	\$ 3,238,000.00
Demolition	2	\$ 50,000.00
Non-Res 250K >	0	\$ -
Farm	0	\$ -
Miscellaneous	18	\$ 752,500.00
<b>Total Permits Issued:</b>	<b>40</b>	
<b>Total Est Constr Value:</b>		<b>\$ 10,215,700.00</b>



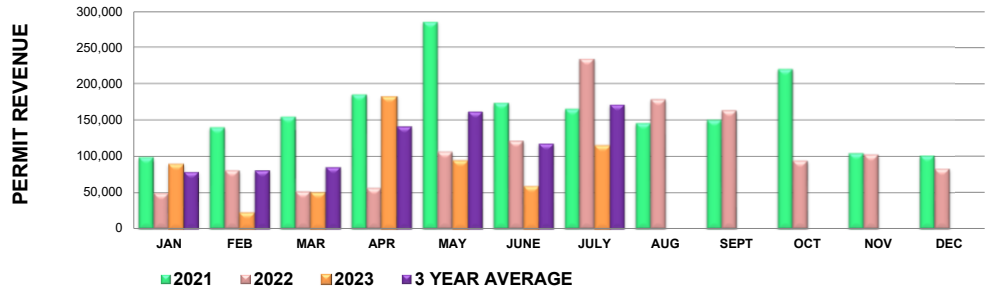


## TOWN OF THE BLUE MOUNTAINS MONTHLY BUILDING PERMIT ACTIVITY JULY 2023

### BUILDING - PERMIT & INSPECTIONS REVENUE

	2021	2022	2023
JAN	\$ 98,538.00	\$ 49,187.00	\$ 89,129.00
FEB	\$ 139,906.00	\$ 80,727.00	\$ 22,115.00
MAR	\$ 154,562.00	\$ 51,449.00	\$ 50,095.00
Q1	\$ 393,006.00	\$ 181,363.00	\$ 161,339.00
APR	\$ 184,870.00	\$ 56,383.00	\$ 181,904.00
MAY	\$ 285,057.00	\$ 106,322.00	\$ 93,693.00
JUNE	\$ 173,406.00	\$ 121,156.00	\$ 58,377.00
Q2	\$ 643,333.00	\$ 283,861.00	\$ 333,974.00
JULY	\$ 164,978.00	\$ 234,227.00	\$ 114,824.00
AUG	\$ 145,471.00	\$ 178,461.00	
SEPT	\$ 150,241.00	\$ 163,110.00	
Q3	\$ 460,690.00	\$ 575,798.00	\$ 114,824.00
OCT	\$ 220,052.00	\$ 93,923.00	
NOV	\$ 103,812.00	\$ 102,037.00	
DEC	\$ 100,690.00	\$ 82,542.00	
Q4	\$ 424,554.00	\$ 278,502.00	\$ -
TOTAL	\$ 1,921,583.00	\$ 1,319,524.00	\$ 610,137.00

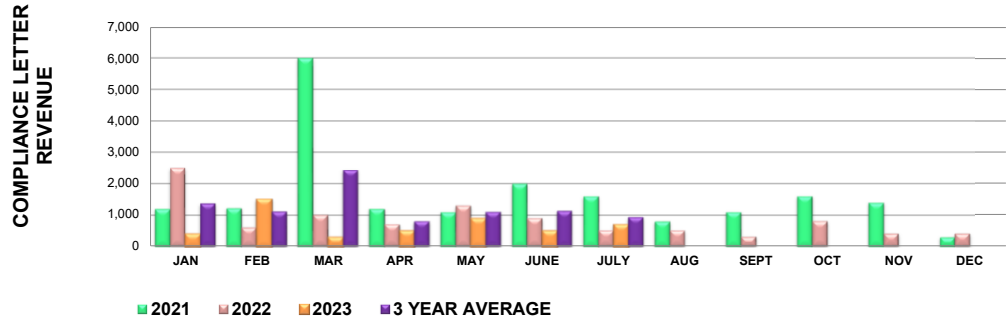
### REVENUE - BUILDING PERMITS



### BUILDING - COMPLIANCE LETTER REVENUE

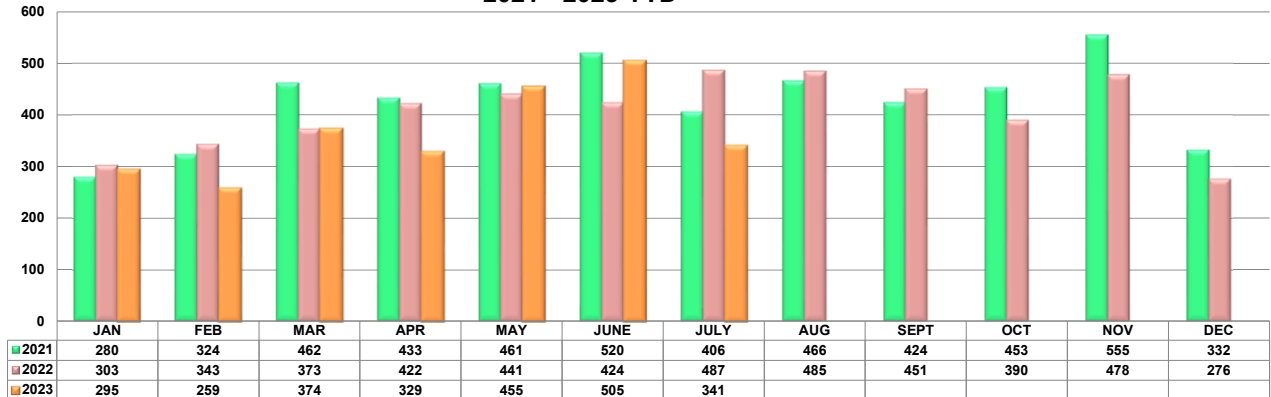
	2021	2022	2023
JAN	\$ 1,200.00	\$ 2,500.00	\$ 400.00
FEB	\$ 1,225.00	\$ 600.00	\$ 1,500.00
MAR	\$ 6,000.00	\$ 1,000.00	\$ 300.00
Q1	\$ 8,425.00	\$ 4,100.00	\$ 2,200.00
APR	\$ 1,200.00	\$ 700.00	\$ 500.00
MAY	\$ 1,100.00	\$ 1,300.00	\$ 900.00
JUNE	\$ 2,000.00	\$ 900.00	\$ 500.00
Q2	\$ 4,300.00	\$ 2,900.00	\$ 1,900.00
JULY	\$ 1,600.00	\$ 500.00	\$ 700.00
AUG	\$ 800.00	\$ 500.00	
SEPT	\$ 1,100.00	\$ 300.00	
Q3	\$ 3,500.00	\$ 1,300.00	\$ 700.00
OCT	\$ 1,600.00	\$ 800.00	
NOV	\$ 1,400.00	\$ 400.00	
DEC	\$ 300.00	\$ 400.00	
Q4	\$ 3,300.00	\$ 1,600.00	\$ -
TOTAL	\$ 19,525.00	\$ 9,900.00	\$ 4,800.00

### REVENUE - COMPLIANCE LETTERS



### BUILDING SERVICES: INSPECTION SUMMARY 2021 - 2023 YTD

NO. OF INSPECTIONS





**TOWN OF THE BLUE MOUNTAINS  
MONTHLY BUILDING PERMIT ACTIVITY  
JULY 2023**

**12 MONTH ACCUMULATED AVERAGE  
INSPECTIONS COMPLETED**

