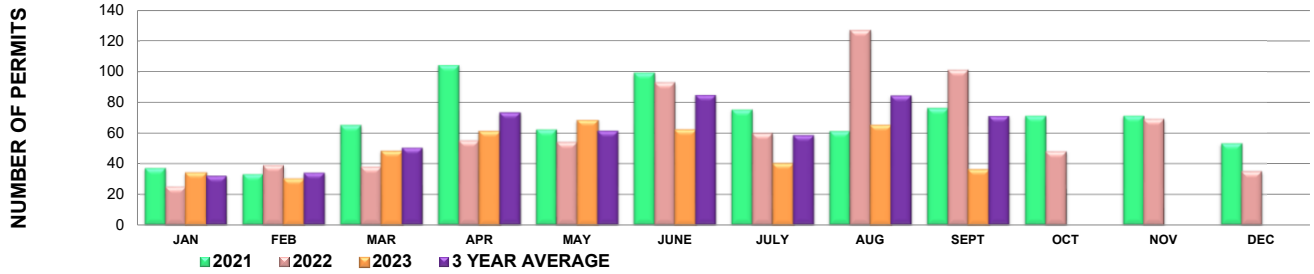




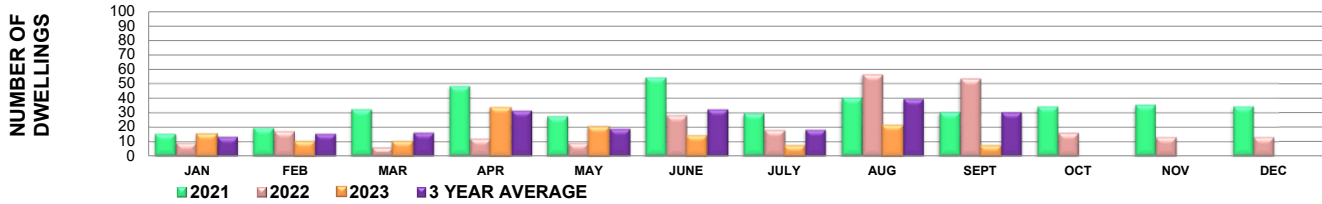
TOWN OF THE BLUE MOUNTAINS MONTHLY BUILDING PERMIT ACTIVITY SEPTEMBER 2023

DWELLING UNITS ISSUED																				
TOTAL PERMITS ISSUED				2021	MULTI (# OF UNITS) 2021	SDD OR SEMI 2021	2022	MULTI (# OF UNITS) 2022	SDD OR SEMI 2022	ACC APTS 2022	2023	MULTI (# OF UNITS) 2023	SDD OR SEMI 2023	ACC APTS 2023	ESTIMATED CONSTRUCTION VALUE					
	2021	2022	2023												2021	2022	2023			
JAN	37	25	34	15	0	15	9	0	9	0	17	14	1	2	\$	14,439,850.00	\$	8,283,450.00	\$	8,658,300.00
FEB	33	39	30	19	0	19	18	0	17	1	12	0	10	2	\$	10,313,495.00	\$	10,949,399.00	\$	9,790,200.00
MAR	65	38	48	32	0	32	7	0	6	1	10	6	4	0	\$	19,109,383.00	\$	5,151,700.00	\$	7,742,698.00
Q1	135	102	112	66	0	66	34	0	32	2	39	20	15	4	\$	43,862,728.00	\$	24,384,549.00	\$	26,191,198.00
APR	104	55	61	48	0	48	13	0	12	1	33	14	19	0	\$	32,562,263.00	\$	16,120,373.00	\$	23,184,200.00
MAY	62	54	68	27	0	27	10	0	9	1	25	5	15	5	\$	20,510,750.00	\$	14,520,800.00	\$	31,530,947.00
JUNE	99	93	62	54	0	54	32	3	25	4	14	4	10	0	\$	38,471,216.00	\$	27,296,297.00	\$	15,337,844.00
Q2	265	202	191	129	0	129	55	3	46	6	72	23	44	5	\$	91,544,229.00	\$	57,937,470.00	\$	70,052,991.00
JULY	75	60	40	26	0	26	18	3	15	0	8	0	7	1	\$	29,129,963.00	\$	18,840,287.00	\$	10,215,700.00
AUG	61	127	65	40	0	40	56	0	56	0	21	8	13	0	\$	44,617,817.00	\$	44,892,508.00	\$	20,827,364.00
SEPT	76	101	36	30	0	30	55	27	26	2	7	0	7	0	\$	28,086,620.00	\$	28,109,662.00	\$	17,655,336.00
Q3	212	288	141	96	0	96	129	30	97	2	36	8	27	1	\$	101,834,400.00	\$	91,842,457.00	\$	48,698,400.00
OCT	71	48		34	3	31	16	4	12	0					\$	39,673,265.00	\$	12,369,832.00		
NOV	71	69		35	9	26	14	0	13	1					\$	25,842,630.00	\$	21,241,680.00		
DEC	53	35		34	6	28	13	5	8	0					\$	29,300,996.00	\$	20,965,500.00		
Q4	195	152	0	103	18	85	43	9	33	1	0	0	0	0	\$	94,816,891.00	\$	54,577,012.00	\$	-
YTD	807	744	444	394	18	376	261	42	208	11	147	51	86	10	\$	332,058,248.00	\$	228,741,488.00	\$	144,942,589.00

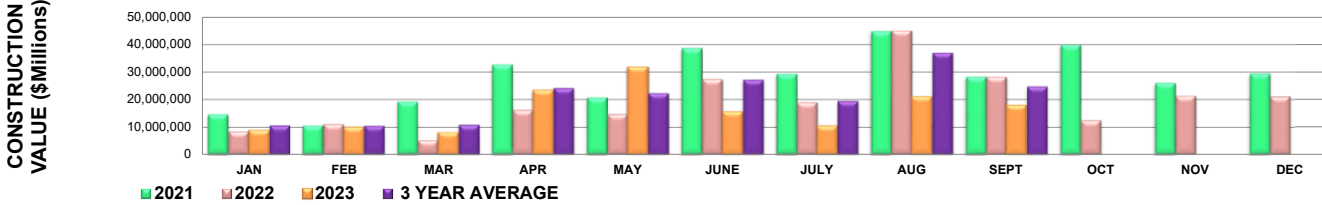
NUMBER OF PERMITS ISSUED



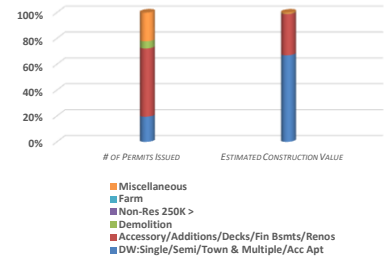
NUMBER OF DWELLINGS ISSUED



CONSTRUCTION VALUE OF PERMITS ISSUED



Type of Permit Issued	# of Permits Issued	Estimated Construction Value
DW: Single/Semi/Town & Multiple/Acc Apt	7	\$ 11,815,806.00
Accessory/Additions/Decks/Fin Bsmt/Resnos	19	\$ 5,653,000.00
Demolition	2	\$ 65,000.00
Non-Res 250K >	0	\$ -
Farm	0	\$ -
Miscellaneous	8	\$ 121,530.00
Total Permits Issued:	36	
Total Est Constr Value:		\$ 17,655,336.00



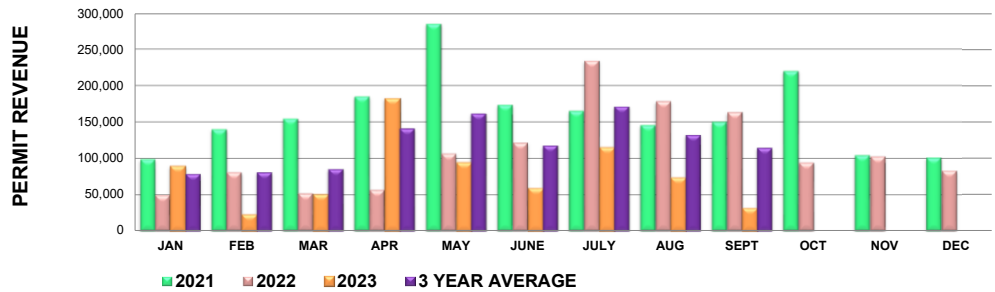


TOWN OF THE BLUE MOUNTAINS MONTHLY BUILDING PERMIT ACTIVITY SEPTEMBER 2023

BUILDING - PERMIT REVENUE

	2021	2022	2023
JAN	\$ 98,538.00	\$ 49,187.00	\$ 89,129.00
FEB	\$ 139,906.00	\$ 80,727.00	\$ 22,115.00
MAR	\$ 154,562.00	\$ 51,449.00	\$ 50,095.00
Q1	\$ 393,006.00	\$ 181,363.00	\$ 161,339.00
APR	\$ 184,870.00	\$ 56,383.00	\$ 181,904.00
MAY	\$ 285,057.00	\$ 106,322.00	\$ 93,693.00
JUNE	\$ 173,406.00	\$ 121,156.00	\$ 58,377.00
Q2	\$ 643,333.00	\$ 283,861.00	\$ 333,974.00
JULY	\$ 164,978.00	\$ 234,227.00	\$ 114,824.00
AUG	\$ 145,471.00	\$ 178,461.00	\$ 72,943.00
SEPT	\$ 150,241.00	\$ 163,110.00	\$ 30,868.00
Q3	\$ 460,690.00	\$ 575,798.00	\$ 218,635.00
OCT	\$ 220,052.00	\$ 93,923.00	
NOV	\$ 103,812.00	\$ 102,037.00	
DEC	\$ 100,690.00	\$ 82,542.00	
Q4	\$ 424,554.00	\$ 278,502.00	\$ -
TOTAL	\$ 1,921,583.00	\$ 1,319,524.00	\$ 713,948.00

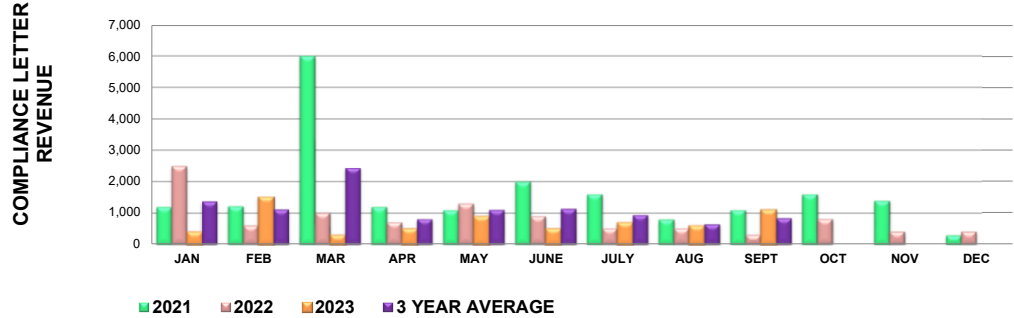
REVENUE - BUILDING PERMITS



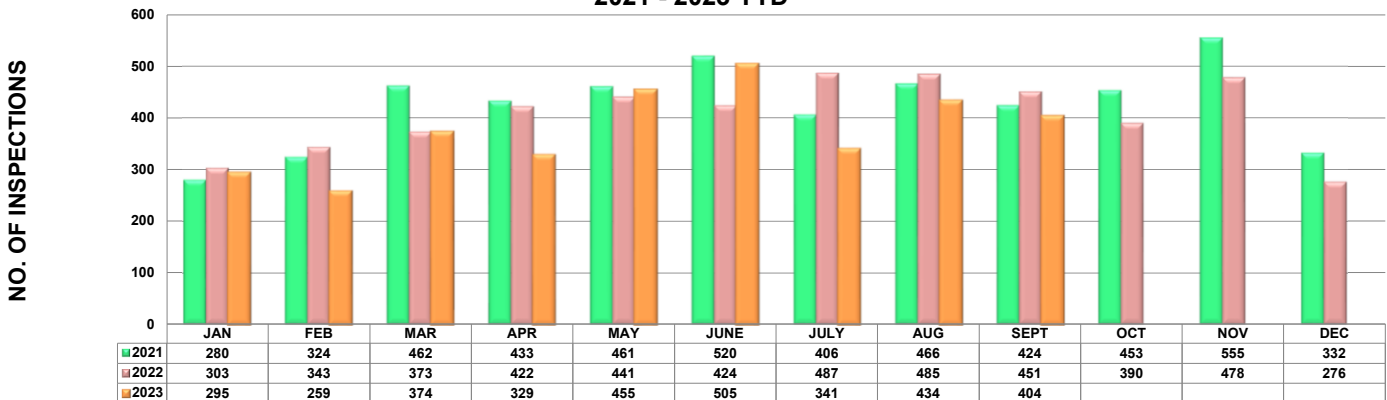
BUILDING - COMPLIANCE LETTER REVENUE

	2021	2022	2023
JAN	\$ 1,200.00	\$ 2,500.00	\$ 400.00
FEB	\$ 1,225.00	\$ 600.00	\$ 1,500.00
MAR	\$ 6,000.00	\$ 1,000.00	\$ 300.00
Q1	\$ 8,425.00	\$ 4,100.00	\$ 2,200.00
APR	\$ 1,200.00	\$ 700.00	\$ 500.00
MAY	\$ 1,100.00	\$ 1,300.00	\$ 900.00
JUNE	\$ 2,000.00	\$ 900.00	\$ 500.00
Q2	\$ 4,300.00	\$ 2,900.00	\$ 1,900.00
JULY	\$ 1,600.00	\$ 500.00	\$ 700.00
AUG	\$ 800.00	\$ 500.00	\$ 600.00
SEPT	\$ 1,100.00	\$ 300.00	\$ 1,100.00
Q3	\$ 3,500.00	\$ 1,300.00	\$ 2,400.00
OCT	\$ 1,600.00	\$ 800.00	
NOV	\$ 1,400.00	\$ 400.00	
DEC	\$ 300.00	\$ 400.00	
Q4	\$ 3,300.00	\$ 1,600.00	\$ -
TOTAL	\$ 19,525.00	\$ 9,900.00	\$ 6,500.00

REVENUE - COMPLIANCE LETTERS



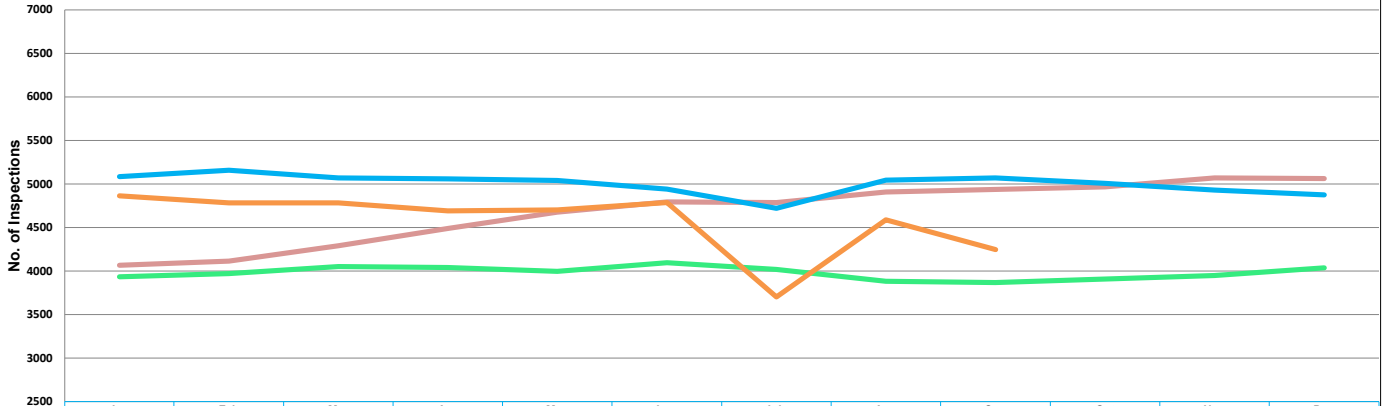
BUILDING SERVICES: INSPECTION SUMMARY 2021 - 2023 YTD





**TOWN OF THE BLUE MOUNTAINS
MONTHLY BUILDING PERMIT ACTIVITY
SEPTEMBER 2023**

**12 MONTH ACCUMULATED AVERAGE
INSPECTIONS COMPLETED**



	Jan	Feb	Mar	Apr	May	June	July	Aug	Sep	Oct	Nov	Dec
2020	3934	3970	4049	4041	3995	4095	4016	3880	3868	3908	3949	4035
2021	4069	4112	4290	4487	4675	4792	4784	4908	4936	4965	5071	5062
2022	5085	5158	5069	5058	5038	4942	4720	5042	5069	5006	4929	4873
2023	4865	4781	4782	4689	4703	4784	3702	4587	4245			