



2024 and Beyond

Craigleith Community Park Survey

Contents

1 Executive Summary	4
1.1 Introduction & Survey Framework	4
1.2 Survey Respondent Characteristics	5
1.3 Survey Highlights	6
2 Survey Results	7
2.1 Respondent Profile: Resident type	7
2.1 Respondent Profile: Property Location	8
2.1 Respondent Profile: Age range	9
2.1 Respondent Profile: Household composition	10
2.1 Respondent Profile: Household members using accessibility aids	10
2.2 Proximity of home from the planned park area	11
2.3 Frequency of visiting community parks	12
2.4 Importance of general enhancements in the park	13
2.5 Importance of recreational enhancements in the park	15
2.6 Additional comments regarding the development of Craigleith Community Park	16
2.7 The Town of The Blue Mountains' parks visited most frequently	17
2.8 Barriers to visiting parks in the Town of The Blue Mountains	19
2.9 Likelihood of visiting Craigleith Community Park	20
2.10 Travelling to Craigleith Community Park	21

Contents

3.1 Appendix - Results by Proximity of home to planned park area	22
3.2 Appendix - Results by Frequency of visiting community parks in the Town of The Blue Mountains	29
3.3 Appendix - Results by Frequency of visiting community parks in neighbouring municipalities	33
3.4 Appendix - Results by Age range	37
3.5 Appendix - Results by Household composition	45

1 Executive Summary

1.1 Introduction & Survey Framework

The Town of The Blue Mountains issued a public survey to gain feedback from residents and stakeholders regarding the future Craigleith Community Park.

Over the past several years, the Town has strategically acquired six hectares of parkland in Craigleith from the Windfall, Second Nature, and Blue Vista developments. Concurrent with the upcoming home construction at Blue Vista, this land will begin its transformation into a park for all to enjoy.

The Town is currently identifying infrastructure necessary for planned improvements, such as parking and public washrooms. The focus of the survey was to hear what recreational and natural elements will best serve residents. The priorities identified will be used to draft preliminary renderings of the park, on which additional public feedback will be sought.

Respondents were invited to share their vision of the park, particularly the features and amenities that would entice them to visit Craigleith Community Park.

The survey was launched on February 5, 2024, and closed on February 26, 2024. It was promoted through the Town's e-newsletters, social media accounts (i.e. Facebook, Instagram) and a press release. A postcard was also sent to each household in the Town, with an additional mailout sent to those living within 600m of the parkland.

More information on the Craigleith Community Park can be found on the project webpage at: www.thebluemountains.ca/ccp.

1.2 Survey Respondent Characteristics

In total, 943 respondents participated in the survey, however, responses to demographic and classification questions ranged from 478-903.

- The majority of respondents are regular visitors to the parks within the Town of The Blue Mountains, with 71% visiting these parks at least monthly.
- The majority of respondents, 69% are full-time residents of the Town of The Blue Mountains.
- Blue Mountain Village is the primary property location for 38% of respondents, followed 32% in Craigleith.
- One-third of respondents are aged between 35-54 years.



1.3 Survey Highlights

Importance of general enhancements in the park

A number of general enhancements have been proposed in the Craigleith Community Park. According to the vast majority of respondents, the most valuable among these – rated as *important* or *very important* – are walking paths (91%) and naturalized plantings/shade trees (94%).

Importance of recreational enhancements in the park

In terms of recreational enhancements, accessible playground equipment (60%), seasonal ice-skating path/rink (54%) and pickleball courts (44%) are deemed to be the most important.

Barriers to visiting parks in the Town of The Blue Mountains

One in 3 respondents are undeterred from visiting existing parks in the Town of The Blue Mountains. For others, the primary deterrents are the lack of parking (27%), proximity (24%) and lack of facilities or amenities (21%).

The likelihood of visiting Craigleith Community Park

Encouragingly, 80% of respondents indicated that they are *very likely* or *likely* to visit Craigleith Community Park once it is complete.



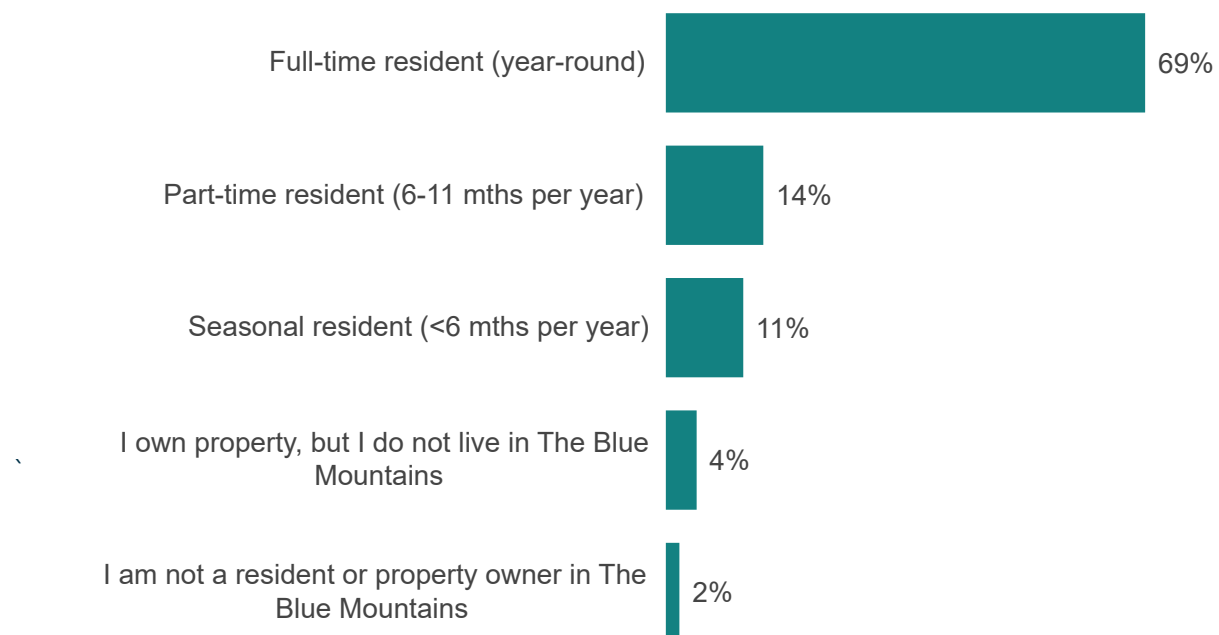
2 Survey Results

2.1 Respondent Profile: Resident type

Seven out of 10 respondents live in the Town of The Blue Mountains year-round while 14% are part-time residents.

Q: Please select the option that best describes yourself:

Total Respondents: 903

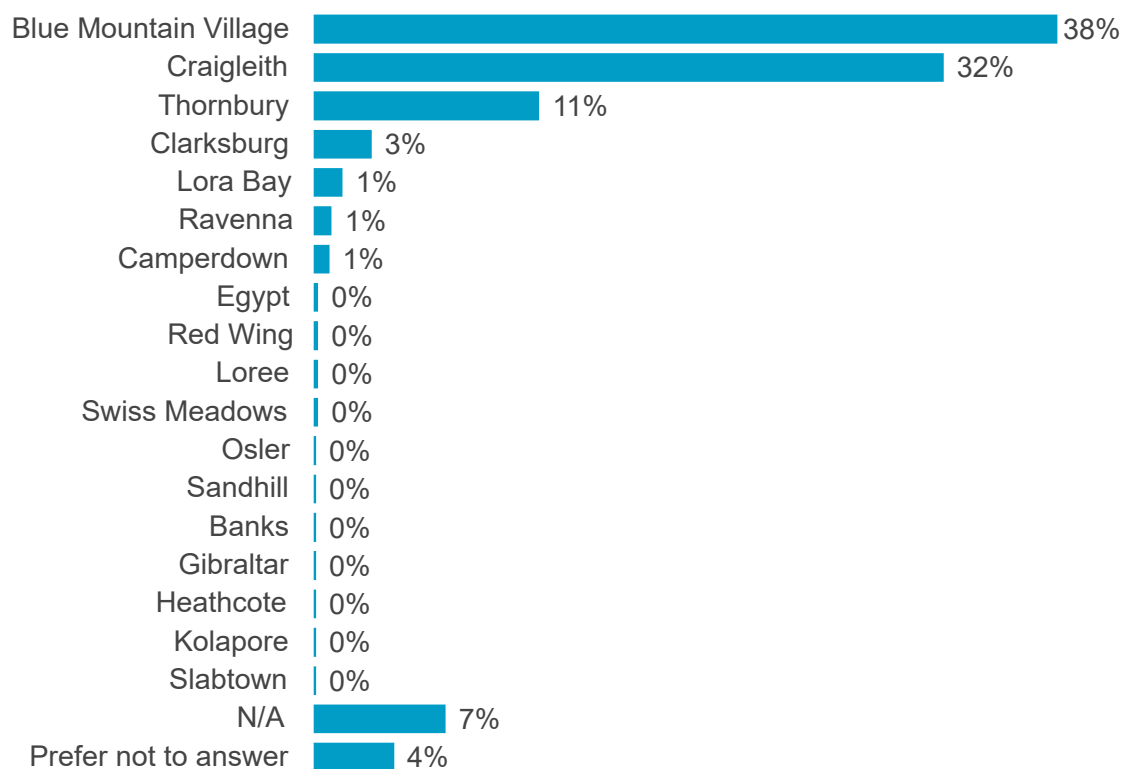


2.1 Respondent Profile: Property Location

The majority of respondents (81%) reside in Blue Mountain Village, Craigleith and Thornbury.

Q: Where is your property located in the Town of The Blue Mountains?

Total Respondents: 880



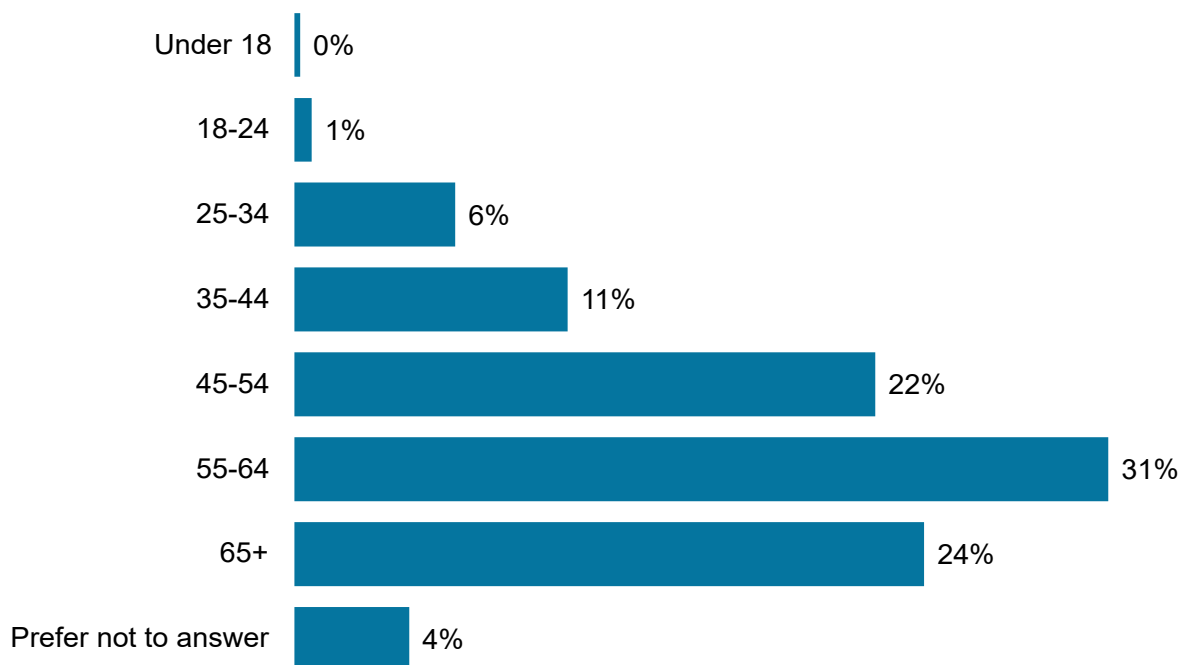


2.1 Respondent Profile: Age range

One-third of respondents are aged 35-54 years with those aged 55 and older accounting for 55% of respondents.

Q: What is your age?

Total Respondents: 903

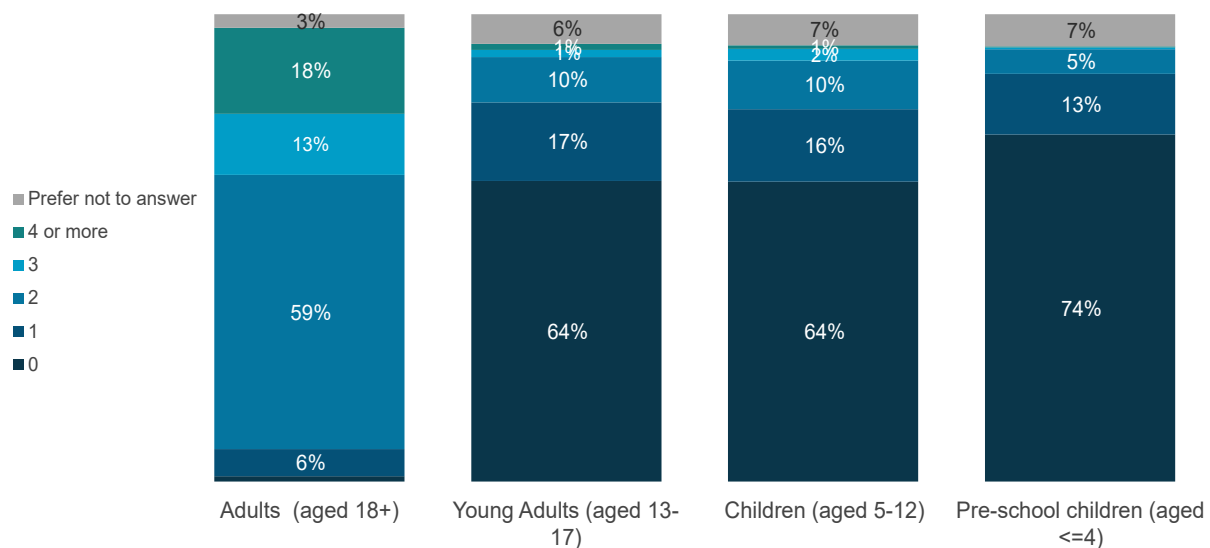


2.1 Respondent Profile: Household composition

In terms of household composition, nearly 3 in 10 respondent households have at least one young adult (13-17 years old) while a similar proportion have at least one child aged 5-12 years. Only one in 5 have a preschool child (aged 4 years or younger).

Q: Please tell us how many people live in your household (including yourself) who are:

Total Respondents: 478-895

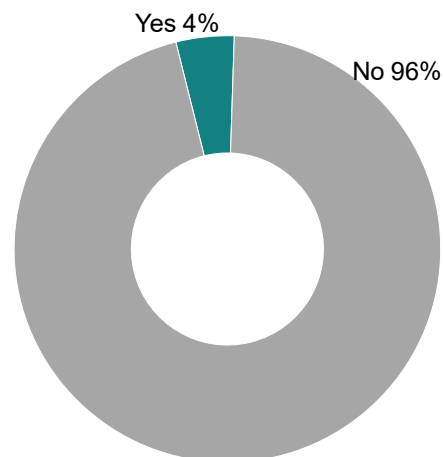


2.1 Respondent Profile: Household members using accessibility aids

Q: Do any members of your household make use of accessibility aids?

Total Respondents: 885

A relatively small 4% mention that a household member makes use of accessibility aids.

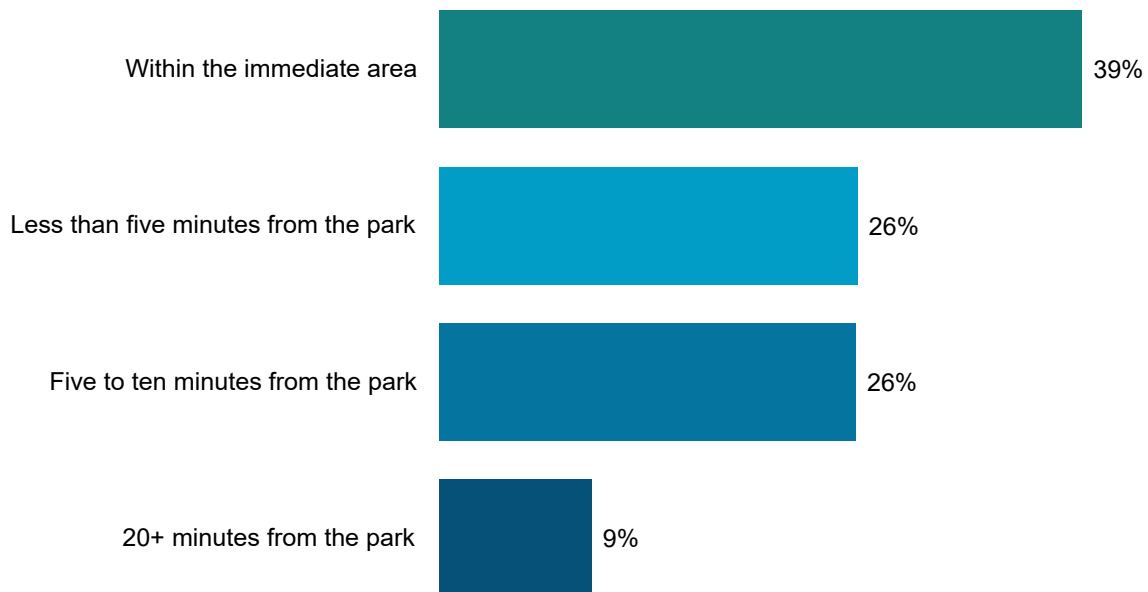


2.2 Proximity of home from the planned park area

Almost 4 in 10 respondents (39%) report that they live within the immediate area of the planned park, while 26% report that they live within 5 minutes and the same percentage live within 5 to 10 minutes of the park.

Q: How far do you live from the planned park area?

Total Respondents: 943

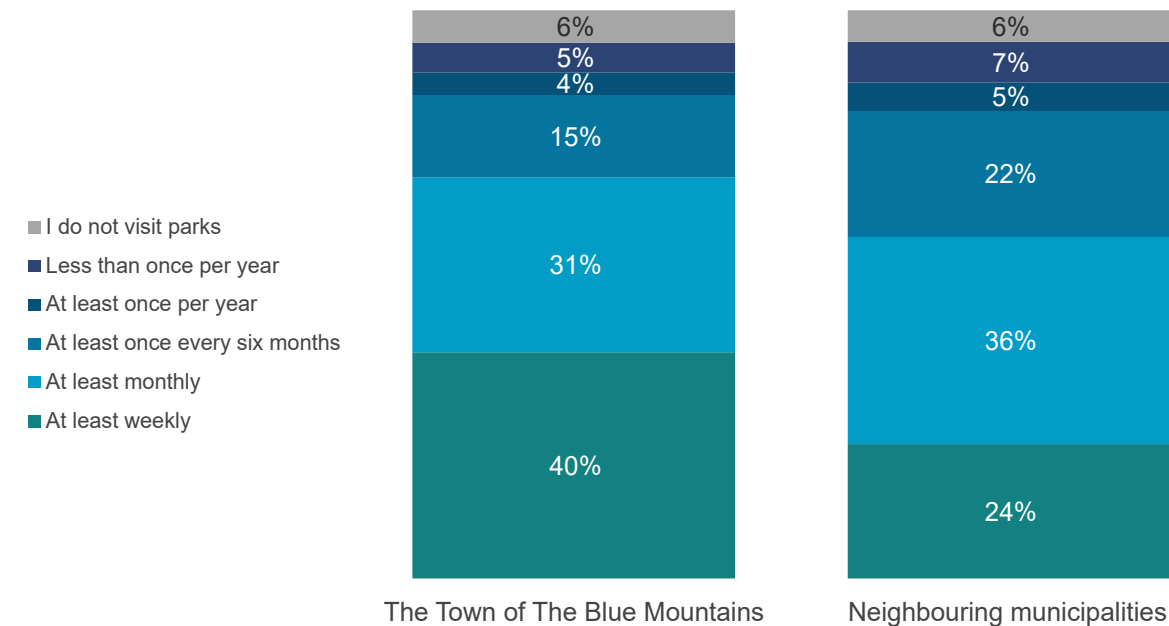


2.3 Frequency of visiting community parks

Seven out of 10 respondents shared that they visit community parks in the Town of The Blue Mountains at least monthly, with many doing so on a weekly basis. Conversely, only 6% revealed that they do not visit local community parks at all. Furthermore, it seems that many respondents are also regular visitors to community parks in neighbouring municipalities – 6 out of 10 reported that they visit these parks at least monthly.

Q: How often do you visit community parks in...

Total Respondents: 935/ 922

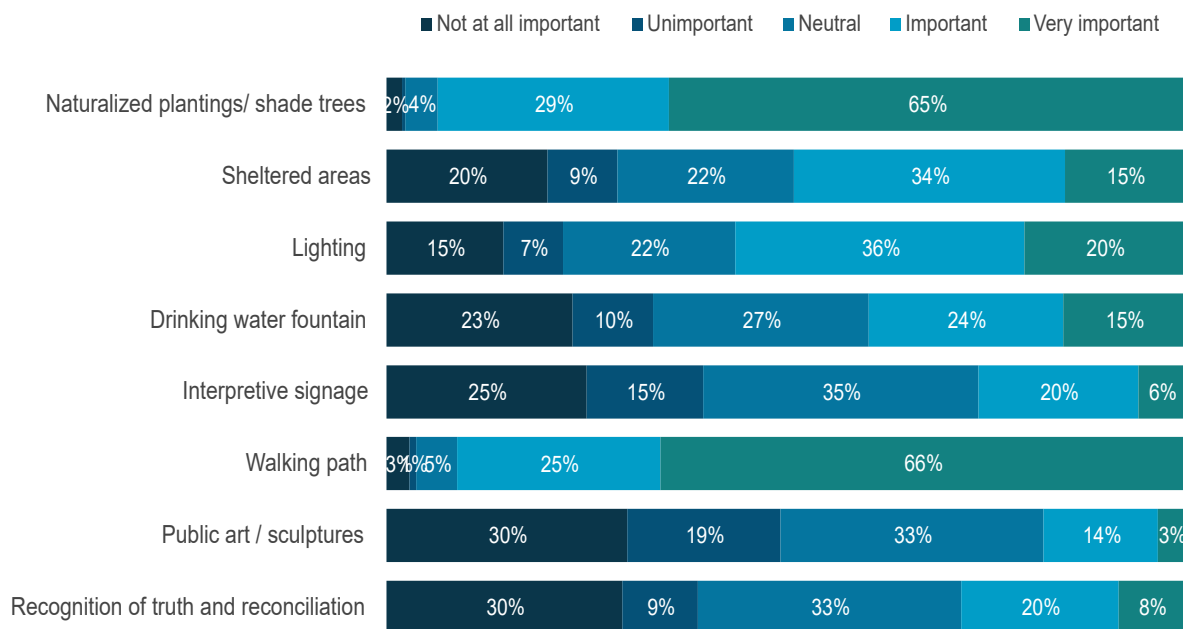


2.4 Importance of general enhancements in the park

As with the development of any park space, there are always limitations to the number of enhancements that can be incorporated into the park's design. These limitations include both physical space and the cost of the enhancements. The next set of questions are intended to identify resident priorities for the future park space. The Town will use the results to help draft preliminary renderings of the park, taking into consideration the physical space and cost limitations of the enhancements.

Q: The development of the Craigleith Community Park will include several general enhancements. Please rate each of the following on how important they are to you to have in the park.

Total Respondents: 913-939



As illustrated in the chart above, walking paths and naturalized plantings/ shade trees are considered to be **very important** or **important** by the vast majority of respondents – 91% and 94% respectively.

Respondents are less supportive (rating them as **not at all important** or **unimportant**) of public art/ sculptures (49%), interpretive signage (40%) and recognition of truth and reconciliation (39%) as general enhancements in the park.

2.4 Importance of general enhancements in the park (contd)

Q: Are there any additional general enhancements you would like to see included in the new park? If so, please note them below.

Total Respondents: 371

Four out of 10 respondents (42%) who made a comment about general enhancements in the park either oppose the park development, are concerned that the existing trees and naturalized areas be maintained or want as many trees as possible to be saved with the planned development. Over half of these respondents (56%) live within the immediate area of the planned park.

Additionally, 18% of those commenting highlighted the need for facilities such as washrooms, seating and shaded areas while a further 8% want to see garbage cans and dog waste disposal options installed in the new park.

Respondents also reiterated the need for general and recreational amenities such as connected walking paths or trails, playground or play structures, pickleball and tennis courts, a pool/ splash pad and an off-leash dog area.

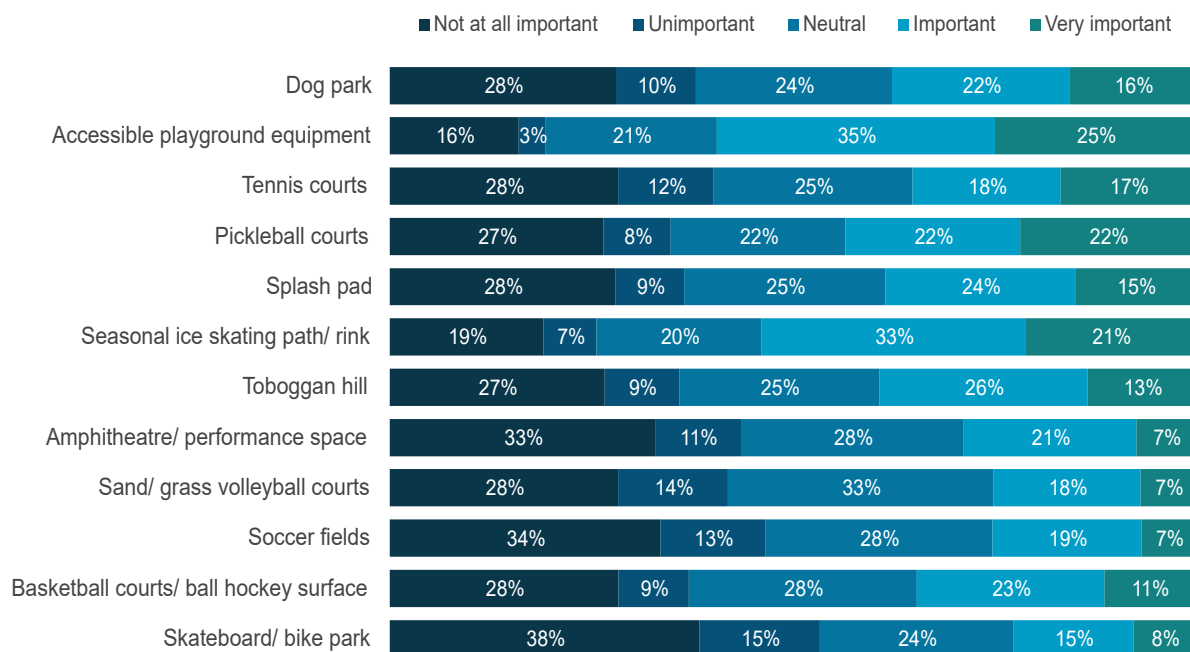
2.5 Importance of recreational enhancements in the park

The development of the Craigleith Community Park will include several recreational enhancements. The most important of these enhancements (*very important* or *important* ratings) are deemed to be accessible playground equipment (60%), seasonal ice-skating path/rink (54%) and pickleball courts (44%).

Respondents are less inclined to support (rating as *not at all important* or *unimportant*) a skateboard/ bike park (53%), soccer fields (47%) and an amphitheatre/performance space (44%) – more than 3 out of 10 respondents rate each of these as *not at all important*.

Q: The development of the Craigleith Community Park will include several recreational enhancements. Please rate each of the following on how important they are to you to have in the park.

Total Respondents: 908-929



2.5 Importance of recreational enhancements in the park (contd)

Q: Are there any additional recreation enhancements you would like to see included in the new park? If so, please note them below.

Total Respondents: 265

Other recreational enhancements mentioned include bike paths/ trails, a swimming pool, exercise equipment/ fitness stations, a baseball diamond and a climbing wall or zipline.

2.6 Additional comments regarding the development of Craigleith Community Park

Q: Please provide any additional thoughts, comments or concerns regarding the development of the Craigleith Community Park in the space below.

Total Respondents: 361

When asked for additional comments regarding the development of Craigleith Community Park, some respondents (41%) repeated their opposition to the park development believing the park and amenities are not needed or expressed their desire that the trees and naturalized area be maintained as they are currently. Others have concerns about overcrowding, noise pollution and traffic congestion and parking in the surrounding area (14%).

Another group of respondents reiterated the need for amenities such as walking and biking trails, bike racks, a children's playground as well as pickleball and tennis courts. Some other considerations mentioned relate to the need for washrooms, seating, shaded areas, adequate parking, garbage and recycling cans as well as dog waste disposal options.

2.7 The Town of The Blue Mountains' parks visited most frequently

Q: What parks in the Town of The Blue Mountains do you visit most frequently? What do you like about them? What amenities do you use most often?

Total Respondents: 386

Top 10 most frequently visited parks in or near The Town of the Blue Mountains:

1. Northwinds Park & Beach (18%)
2. Bayview Park (16%)
3. Thornbury Park/ Pier/ Harbour (16%)
4. Delphi Point Park/ Beach (12%)
5. Tomahawk Park (11%)
6. Sunset Point Park (9%)
7. Peasmarsh Park (9%)
8. Little River Park (7%)
9. Craigleith/ Beach/ Provincial Park (6%)
10. Moreau Park (6%)

"Northwinds - water access, beach for picnicking, washrooms."

"Bayview Park for playground and summer evening music. Also, as a rest area while cycling."

2.7 The Town of The Blue Mountains' parks visited most frequently (contd)

Q: What parks in the Town of The Blue Mountains do you visit most frequently? What do you like about them? What amenities do you use most often?

Total Respondents: 331

The amenities used or enjoyed most frequently are:

- Walking paths/ trails (36%)
- Beaches (20%)
- Playground/ play structures (14%)
- Natural habitat/ beauty/ landscape/ views (12%)
- Tennis courts (11%)
- Washrooms/ picnic areas (11%)
- Dog park/ off-leash dog area (10%)
- Waterfront/ water access (9%)
- Hiking trails (6%)
- Trees/ forest/ shade (6%)

“Thornbury Town Park - location in centre of town, accessibility to residents, ball diamonds, feeling of community.”

“We like to visit Sunset Point Park in Collingwood. It has an amazing playground for kids of all ages. It also has great walking trails. My kids like the zipline and the climbing tower.”

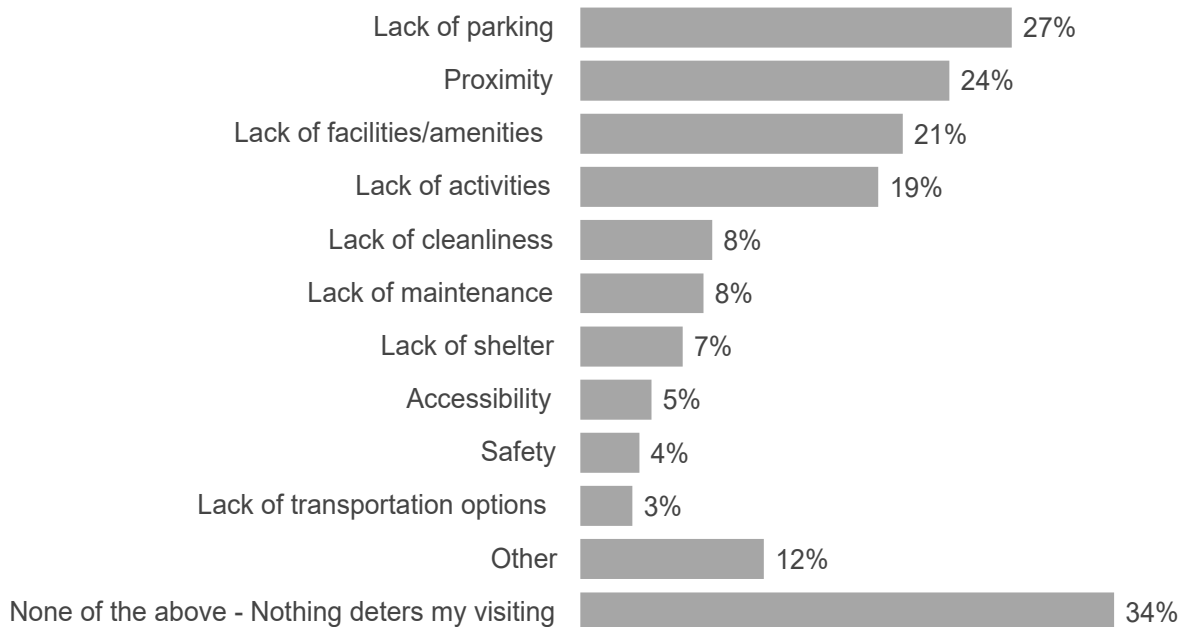
“Moreau Park for off leash exercise for dogs. The whole park is a large space with lots of amenities without being on top of each other.”

2.8 Barriers to visiting parks in the Town of The Blue Mountains

One-third of respondents (34%) are undeterred from visiting existing parks in the Town of The Blue Mountains, while for others, the primary reasons include the lack of parking (27%), proximity (24%) and lack of facilities or amenities (21%). Additionally, parks being too busy or overcrowded was mentioned as another specific deterrent.

Q: What barriers, if any, prevent you from visiting existing parks in the Town of The Blue Mountains at all or more frequently?

Total Respondents: 906

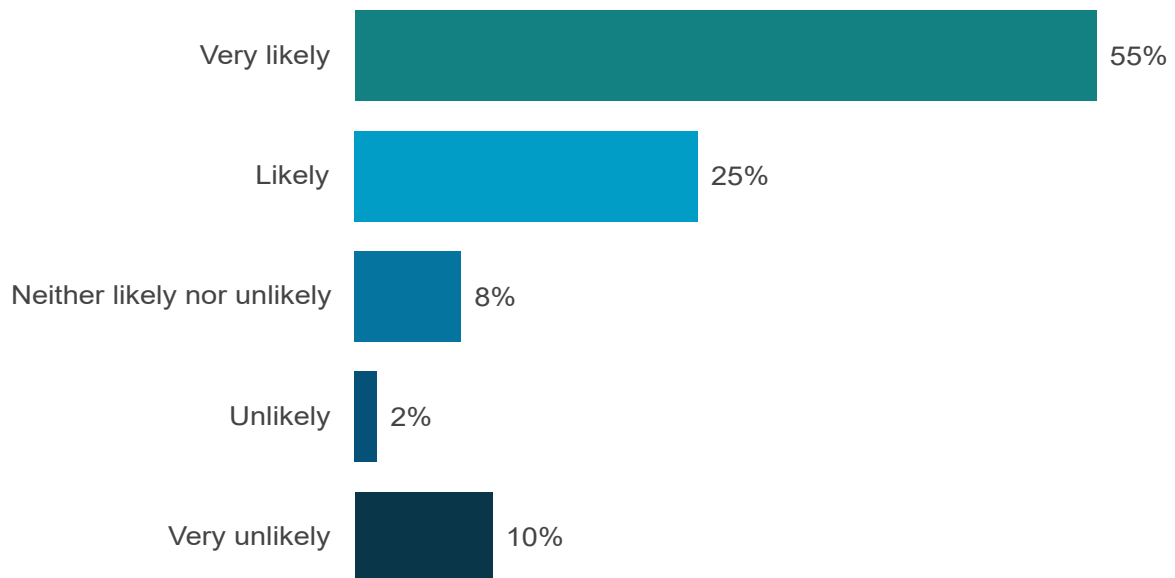


2.9 Likelihood of visiting Craigleith Community Park

A very positive finding is that 8 out of 10 respondents indicated that they are *very likely* or *likely* to visit Craigleith Community Park once it is complete.

Q: How likely are you and/or your family members to visit Craigleith Park once completed?

Total Respondents: 902



2.10 Travelling to Craigleith Community Park

In general, walking is likely to be the most prevalent mode of transportation to reach Craigleith Community Park, according to 49% of respondents. Driving and biking are the next most popular choices for 28% and 19% respectively.

Q: How would you or your family most likely travel to the planned Craigleith Community Park?

Total Respondents: 906

