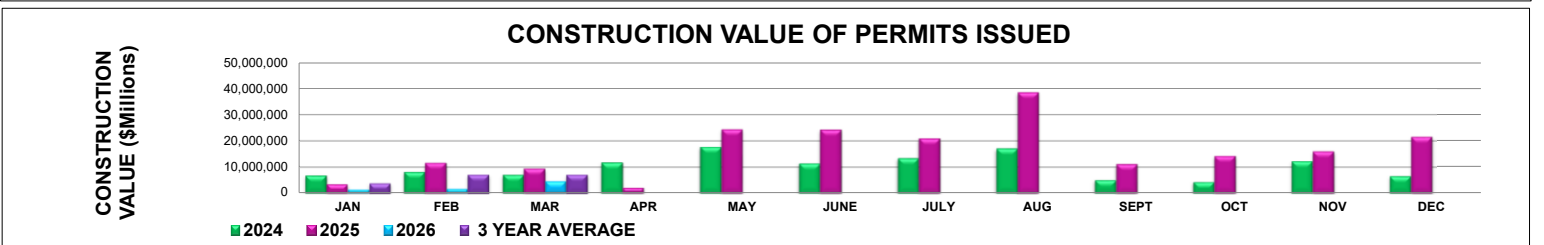
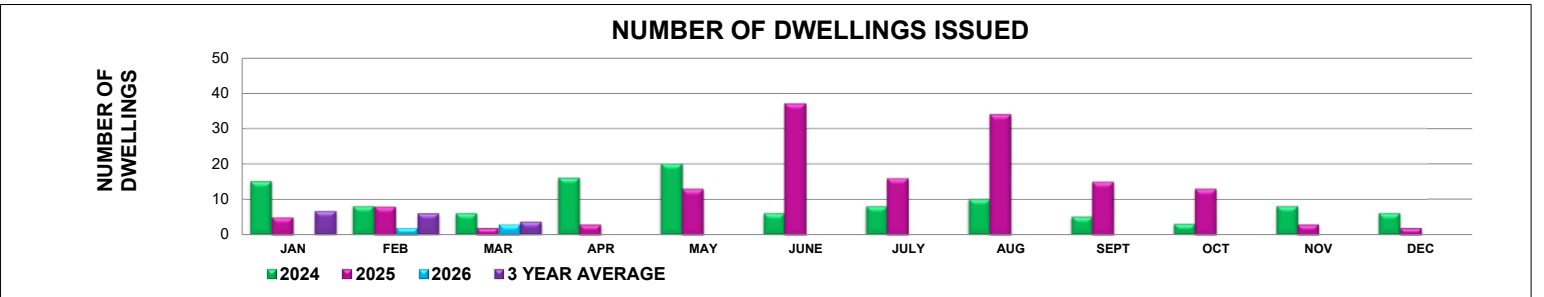
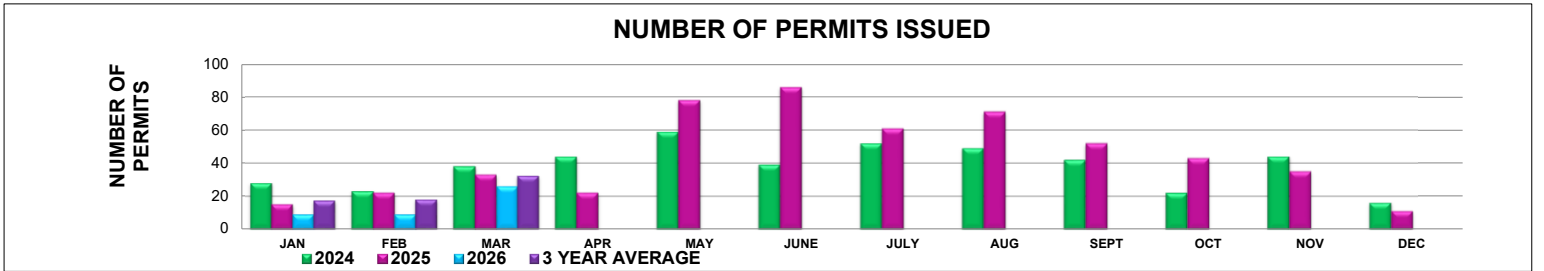


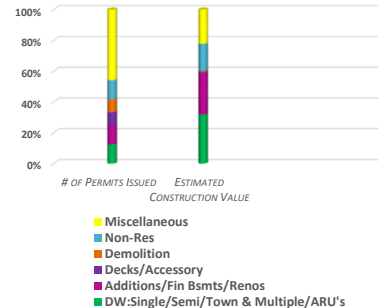


TOWN OF THE BLUE MOUNTAINS MONTHLY BUILDING PERMIT ACTIVITY MARCH 2026

DWELLING UNITS ISSUED																				
TOTAL PERMITS ISSUED															ESTIMATED CONSTRUCTION VALUE					
				2024	MULTI (# OF UNITS) 2024	SDD OR SEMI 2024	ACC APTS 2024	205	MULTI (# OF UNITS) 2025	SDD OR SEMI 2025	ACC APTS 2025	2026	MULTI (# OF UNITS) 2026	SDD OR SEMI 2026	ACC APTS 2026					
				2024	2025	2026												2024	2025	2026
JAN	28	15	9	15	0	13	2	5	0	2	3	0	0	0	0	\$ 6,766,820.00	\$ 3,432,000.00	\$ 1,385,000.00		
FEB	23	22	9	8	0	7	1	8	0	7	1	2	0	1	1	\$ 8,112,902.00	\$ 11,625,000.00	\$ 1,563,000.00		
MAR	38	33	26	6	4	2	0	2	0	1	1	3	0	3	0	\$ 7,064,390.00	\$ 9,353,295.00	\$ 4,558,715.00		
Q1	89	70	44	29	4	22	3	15	0	10	5	5	0	4	1	\$ 21,944,112.00	\$ 24,410,295.00	\$ 7,506,715.00		
APR	44	22		16	8	7	1	3	0	2	1					\$ 11,725,460.00	\$ 2,054,600.00			
MAY	59	78		20	0	19	1	13	0	13	0					\$ 17,694,456.00	\$ 24,317,397.00			
JUNE	39	86		6	1	5	0	37	0	37	0					\$ 11,318,100.00	\$ 24,241,088.00			
Q2	142	186	0	42	9	31	2	53	0	52	1	0	0	0	0	\$ 40,738,016.00	\$ 50,613,085.00	\$ -		
JULY	52	61		8	0	7	1	16	0	16	0					\$ 13,389,924.00	\$ 20,820,650.00			
AUG	49	71		10	0	10	0	34	2	32	0					\$ 17,088,555.00	\$ 38,356,700.00			
SEPT	42	52		5	0	2	3	15	0	13	2					\$ 5,131,100.00	\$ 11,123,836.00			
Q3	143	184	0	23	0	19	4	65	2	61	2	0	0	0	0	\$ 35,609,579.00	\$ 70,301,186.00	\$ -		
OCT	22	43		3	0	3	0	13	0	12	1					\$ 4,332,800.00	\$ 14,258,382.00			
NOV	44	35		8	0	6	2	3	0	3	0					\$ 12,257,150.00	\$ 15,897,810.00			
DEC	16	11		6	0	5	1	2	0	1	1					\$ 6,553,000.00	\$ 21,453,000.00			
Q4	82	89	0	17	0	14	3	18	0	16	2	0	0	0	0	\$ 23,142,950.00	\$ 51,609,192.00	\$ -		
YTD	565	456	44	111	13	86	12	151	2	139	10	5	0	4	1	\$ 121,434,657.00	\$ 196,933,758.00	\$ 7,506,715.00		



Type of Permit Issued	# of Permits Issued	Estimated Construction Value
DW: Single/Semi/Town & Multiple/ARU's	3	\$ 1,300,000.00
Additions/Fin Bsmts/Renos	3	\$ 1,089,000.00
Decks/Accessory	2	\$ 35,000.00
Demolition	2	\$ 30,000.00
Non-Res	3	\$ 710,000.00
Farm	2	\$ 490,000.00
Miscellaneous	11	\$ 904,715.00
Total Permits Issued:	26	
Total Est Const Value:		\$ 4,558,715.00



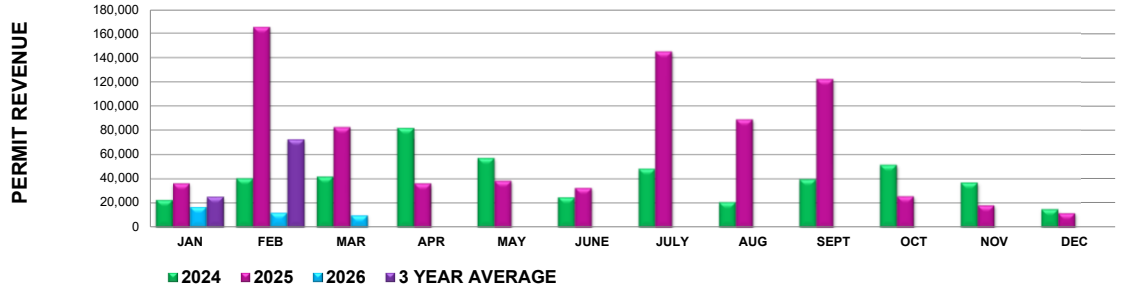


TOWN OF THE BLUE MOUNTAINS MONTHLY BUILDING PERMIT ACTIVITY MARCH 2026

BUILDING - PERMIT REVENUE

	2024	2025	2026
JAN	\$ 22,574.00	\$ 36,396.00	\$ 16,801.00
FEB	\$ 40,369.00	\$ 165,275.00	\$ 12,011.00
MAR	\$ 41,867.00	\$ 82,825.00	\$ 10,002.00
Q1	\$ 104,810.00	\$ 284,496.00	\$ 38,814.00
APR	\$ 61,856.00	\$ 36,396.00	
MAY	\$ 57,256.00	\$ 38,580.00	
JUNE	\$ 24,724.00	\$ 32,678.00	
Q2	\$ 163,836.00	\$ 107,654.00	\$ -
JULY	\$ 48,361.00	\$ 144,869.00	
AUG	\$ 20,798.00	\$ 89,045.00	
SEPT	\$ 39,546.00	\$ 122,360.00	
Q3	\$ 108,705.00	\$ 356,274.00	\$ -
OCT	\$ 51,658.00	\$ 25,845.00	
NOV	\$ 36,872.00	\$ 18,430.00	
DEC	\$ 14,919.00	\$ 11,965.00	
Q4	\$ 103,449.00	\$ 56,240.00	\$ -
TOTAL	\$ 480,800.00	\$ 804,664.00	\$ 38,814.00

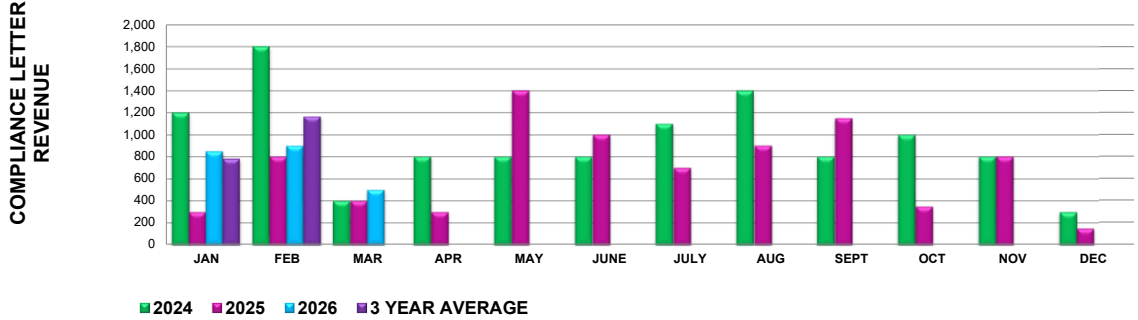
REVENUE - BUILDING PERMITS



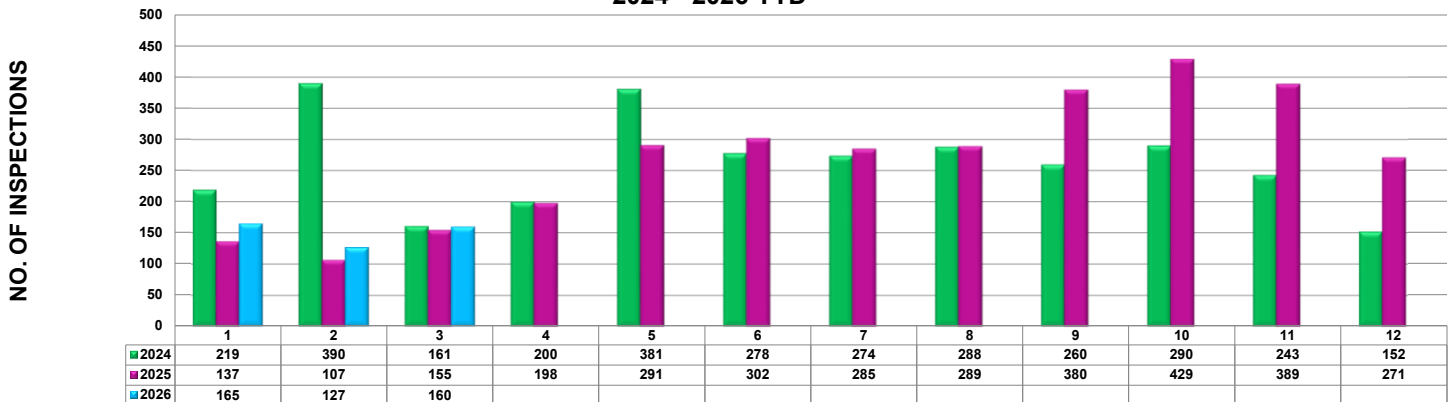
BUILDING - COMPLIANCE LETTER REVENUE

	2024	2025	2026
JAN	\$ 1,200.00	\$ 300.00	\$ 850.00
FEB	\$ 1,800.00	\$ 800.00	\$ 900.00
MAR	\$ 400.00	\$ 400.00	\$ 500.00
Q1	\$ 3,400.00	\$ 1,500.00	\$ 2,250.00
APR	\$ 800.00	\$ 300.00	
MAY	\$ 800.00	\$ 1,400.00	
JUNE	\$ 800.00	\$ 1,000.00	
Q2	\$ 2,400.00	\$ 2,700.00	\$ -
JULY	\$ 1,100.00	\$ 700.00	
AUG	\$ 1,400.00	\$ 900.00	
SEPT	\$ 800.00	\$ 1,150.00	
Q3	\$ 3,300.00	\$ 2,750.00	\$ -
OCT	\$ 1,000.00	\$ 350.00	
NOV	\$ 800.00	\$ 800.00	
DEC	\$ 300.00	\$ 150.00	
Q4	\$ 2,100.00	\$ 1,300.00	\$ -
TOTAL	\$ 11,200.00	\$ 8,250.00	\$ 2,250.00

REVENUE - COMPLIANCE LETTERS



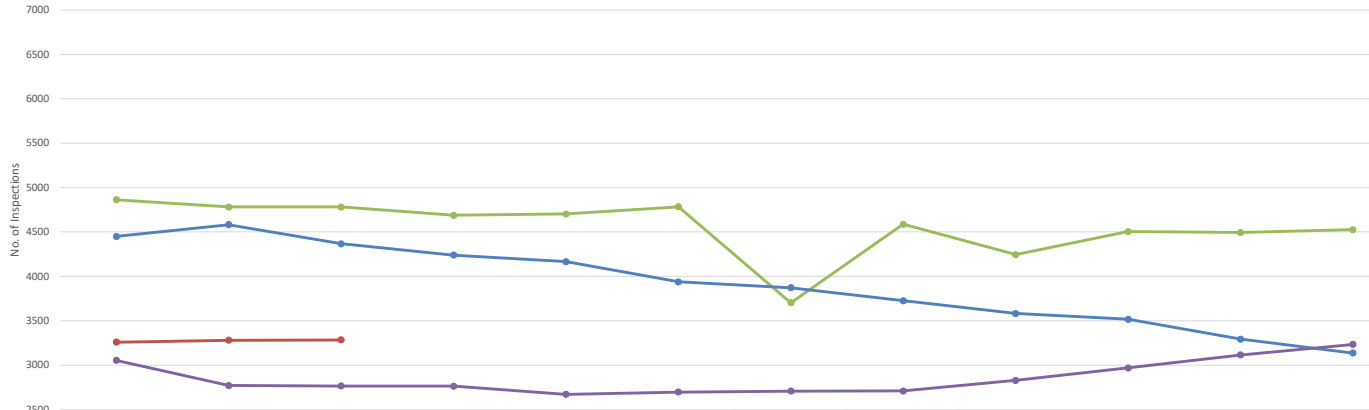
BUILDING SERVICES: INSPECTION SUMMARY 2024 - 2026 YTD





TOWN OF THE BLUE MOUNTAINS MONTHLY BUILDING PERMIT ACTIVITY MARCH 2026

12 MONTH ACCUMULATED AVERAGE
INSPECTIONS COMPLETED



	1	2	3	4	5	6	7	8	9	10	11	12
2023	4865	4781	4782	4689	4703	4784	3702	4587	4245	4505	4493	4526
2024	4450	4581	4368	4239	4165	3938	3871	3725	3581	3516	3293	3136
2025	3054	2771	2765	2763	2673	2697	2708	2709	2829	2968	3114	3233
2026	3261	3281	3286									