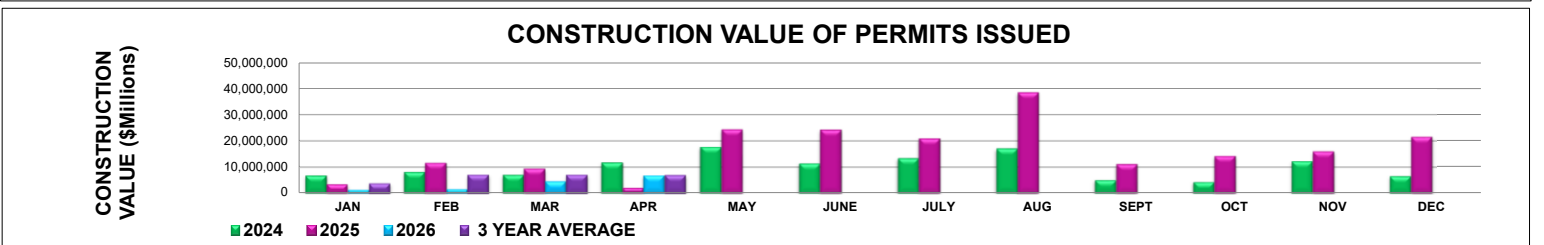
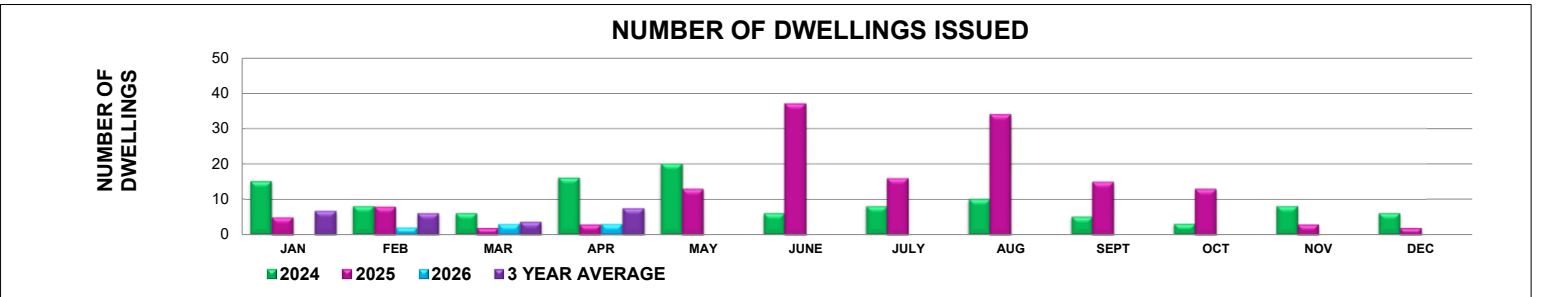
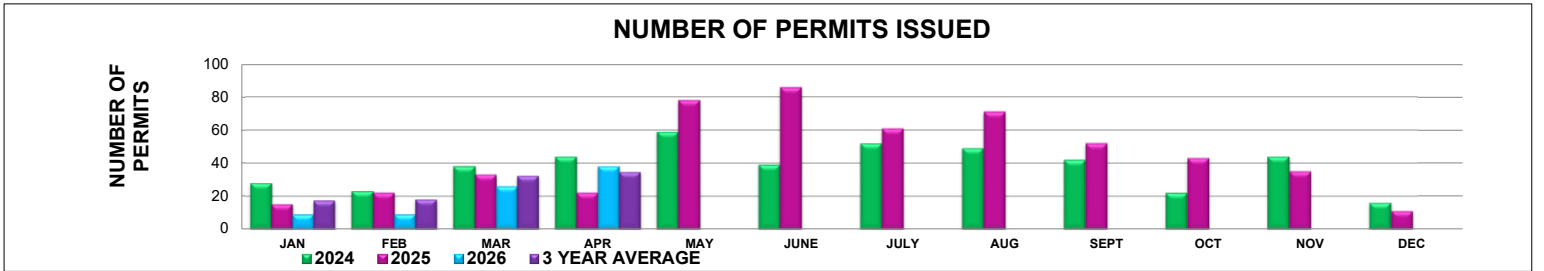


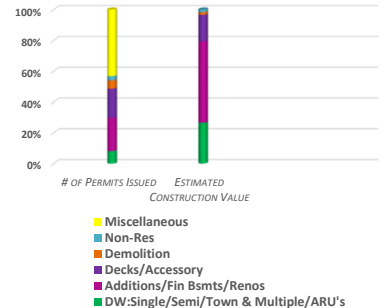


## TOWN OF THE BLUE MOUNTAINS MONTHLY BUILDING PERMIT ACTIVITY APRIL 2026

| DWELLING UNITS ISSUED |     |     |    |                              |                         |                  |               |      |                         |                  |               |      |                         |                  |                   |                   |                  |      |      |  |  |
|-----------------------|-----|-----|----|------------------------------|-------------------------|------------------|---------------|------|-------------------------|------------------|---------------|------|-------------------------|------------------|-------------------|-------------------|------------------|------|------|--|--|
| TOTAL PERMITS ISSUED  |     |     |    | ESTIMATED CONSTRUCTION VALUE |                         |                  |               |      |                         |                  |               |      |                         |                  |                   |                   |                  |      |      |  |  |
|                       |     |     |    | 2024                         |                         |                  | 2025          |      |                         | 2026             |               |      | 2024                    |                  |                   | 2025              |                  |      | 2026 |  |  |
|                       |     |     |    | 2024                         | Multi (# of Units) 2024 | SDD or Semi 2024 | Acc Apts 2024 | 2025 | Multi (# of Units) 2025 | SDD or Semi 2025 | Acc Apts 2025 | 2026 | Multi (# of Units) 2026 | SDD or Semi 2026 | Acc Apts 2026     | 2024              | 2025             | 2026 |      |  |  |
| JAN                   | 28  | 15  | 9  | 15                           | 0                       | 13               | 2             | 5    | 0                       | 2                | 3             | 0    | 0                       | 0                | \$ 6,766,820.00   | \$ 3,432,000.00   | \$ 1,385,000.00  |      |      |  |  |
| FEB                   | 23  | 22  | 9  | 8                            | 0                       | 7                | 1             | 8    | 0                       | 7                | 1             | 2    | 0                       | 1                | \$ 8,112,902.00   | \$ 11,625,000.00  | \$ 1,563,000.00  |      |      |  |  |
| MAR                   | 38  | 33  | 26 | 6                            | 4                       | 2                | 0             | 2    | 0                       | 1                | 1             | 3    | 0                       | 3                | \$ 7,064,390.00   | \$ 9,353,295.00   | \$ 4,558,715.00  |      |      |  |  |
| Q1                    | 89  | 70  | 44 | 29                           | 4                       | 22               | 3             | 15   | 0                       | 10               | 5             | 5    | 0                       | 4                | \$ 21,944,112.00  | \$ 24,410,295.00  | \$ 7,506,715.00  |      |      |  |  |
| APR                   | 44  | 22  | 38 | 16                           | 8                       | 7                | 1             | 3    | 0                       | 2                | 1             | 3    | 0                       | 2                | \$ 11,725,460.00  | \$ 2,054,600.00   | \$ 6,808,383.00  |      |      |  |  |
| MAY                   | 59  | 78  |    | 20                           | 0                       | 19               | 1             | 13   | 0                       | 13               | 0             |      |                         |                  | \$ 17,694,456.00  | \$ 24,317,397.00  |                  |      |      |  |  |
| JUNE                  | 39  | 86  |    | 6                            | 1                       | 5                | 0             | 37   | 0                       | 37               | 0             |      |                         |                  | \$ 11,318,100.00  | \$ 24,241,088.00  |                  |      |      |  |  |
| Q2                    | 142 | 186 | 38 | 42                           | 9                       | 31               | 2             | 53   | 0                       | 52               | 1             | 3    | 0                       | 2                | \$ 40,738,016.00  | \$ 50,613,085.00  | \$ 6,808,383.00  |      |      |  |  |
| JULY                  | 52  | 61  |    | 8                            | 0                       | 7                | 1             | 16   | 0                       | 16               | 0             |      |                         |                  | \$ 13,389,924.00  | \$ 20,820,650.00  |                  |      |      |  |  |
| AUG                   | 49  | 71  |    | 10                           | 0                       | 10               | 0             | 34   | 2                       | 32               | 0             |      |                         |                  | \$ 17,088,555.00  | \$ 38,356,700.00  |                  |      |      |  |  |
| SEPT                  | 42  | 52  |    | 5                            | 0                       | 2                | 3             | 15   | 0                       | 13               | 2             |      |                         |                  | \$ 5,131,100.00   | \$ 11,123,836.00  |                  |      |      |  |  |
| Q3                    | 143 | 184 | 0  | 23                           | 0                       | 19               | 4             | 65   | 2                       | 61               | 2             | 0    | 0                       | 0                | \$ 35,609,579.00  | \$ 70,301,186.00  | \$ -             |      |      |  |  |
| OCT                   | 22  | 43  |    | 3                            | 0                       | 3                | 0             | 13   | 0                       | 12               | 1             |      |                         |                  | \$ 4,332,800.00   | \$ 14,258,382.00  |                  |      |      |  |  |
| NOV                   | 44  | 35  |    | 8                            | 0                       | 6                | 2             | 3    | 0                       | 3                | 0             |      |                         |                  | \$ 12,257,150.00  | \$ 15,897,810.00  |                  |      |      |  |  |
| DEC                   | 16  | 11  |    | 6                            | 0                       | 5                | 1             | 2    | 0                       | 1                | 1             |      |                         |                  | \$ 6,553,000.00   | \$ 21,453,000.00  |                  |      |      |  |  |
| Q4                    | 82  | 89  | 0  | 17                           | 0                       | 14               | 3             | 18   | 0                       | 16               | 2             | 0    | 0                       | 0                | \$ 23,142,950.00  | \$ 51,609,192.00  | \$ -             |      |      |  |  |
| YTD                   | 565 | 456 | 82 | 111                          | 13                      | 86               | 12            | 151  | 2                       | 139              | 10            | 8    | 0                       | 6                | \$ 121,434,657.00 | \$ 196,933,758.00 | \$ 14,315,098.00 |      |      |  |  |



| Type of Permit Issued                 | # of Permits Issued | Estimated Construction Value |
|---------------------------------------|---------------------|------------------------------|
| DW: Single/Semi/Town & Multiple/ARU's | 3                   | \$ 1,450,000.00              |
| Additions/Fin Bsmts/Renos             | 8                   | \$ 2,874,580.00              |
| Decks/Accessory                       | 7                   | \$ 946,900.00                |
| Demolition                            | 2                   | \$ 94,403.00                 |
| Non-Res                               | 1                   | \$ 90,000.00                 |
| Farm                                  | 1                   | \$ 80,000.00                 |
| Miscellaneous                         | 16                  |                              |
| <b>Total Permits Issued:</b>          | <b>38</b>           |                              |
| <b>Total Est Const Value:</b>         |                     | <b>\$ 5,535,883.00</b>       |



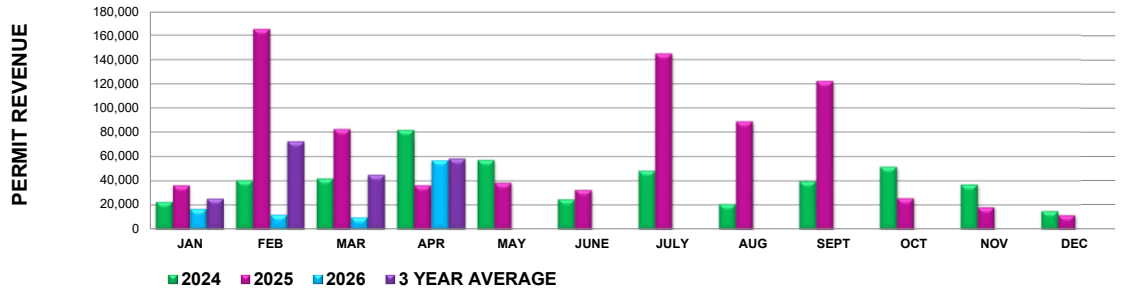


## TOWN OF THE BLUE MOUNTAINS MONTHLY BUILDING PERMIT ACTIVITY APRIL 2026

### BUILDING - PERMIT REVENUE

|       | 2024          | 2025          | 2026         |
|-------|---------------|---------------|--------------|
| JAN   | \$ 22,574.00  | \$ 36,396.00  | \$ 16,801.00 |
| FEB   | \$ 40,369.00  | \$ 165,275.00 | \$ 12,011.00 |
| MAR   | \$ 41,867.00  | \$ 82,825.00  | \$ 10,002.00 |
| Q1    | \$ 104,810.00 | \$ 284,496.00 | \$ 38,814.00 |
| APR   | \$ 81,856.00  | \$ 36,396.00  | \$ 56,857.00 |
| MAY   | \$ 57,256.00  | \$ 38,580.00  |              |
| JUNE  | \$ 24,724.00  | \$ 32,678.00  |              |
| Q2    | \$ 163,836.00 | \$ 107,654.00 | \$ 56,857.00 |
| JULY  | \$ 48,361.00  | \$ 144,869.00 |              |
| AUG   | \$ 20,798.00  | \$ 89,045.00  |              |
| SEPT  | \$ 39,546.00  | \$ 122,360.00 |              |
| Q3    | \$ 108,705.00 | \$ 356,274.00 | \$ -         |
| OCT   | \$ 51,658.00  | \$ 25,845.00  |              |
| NOV   | \$ 36,872.00  | \$ 18,430.00  |              |
| DEC   | \$ 14,919.00  | \$ 11,965.00  |              |
| Q4    | \$ 103,449.00 | \$ 56,240.00  | \$ -         |
| TOTAL | \$ 480,800.00 | \$ 804,664.00 | \$ 95,671.00 |

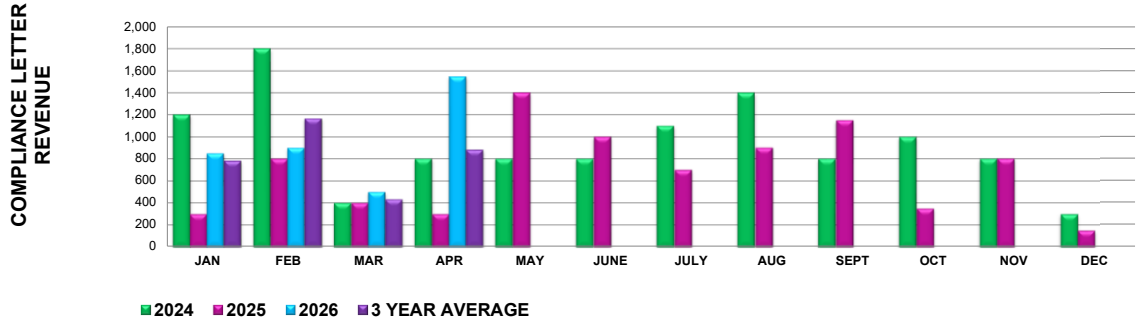
### REVENUE - BUILDING PERMITS



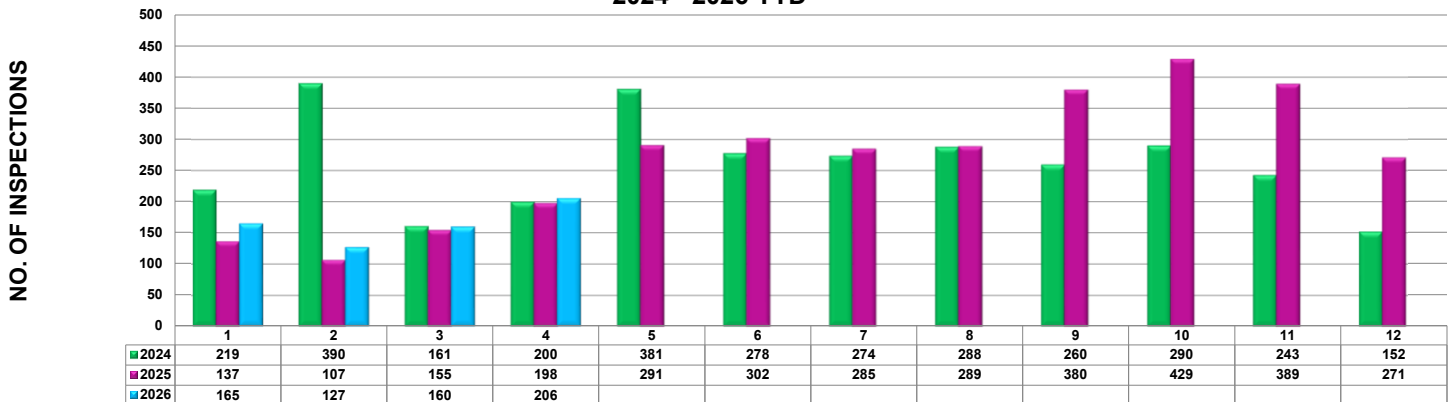
### BUILDING - COMPLIANCE LETTER REVENUE

|       | 2024         | 2025        | 2026        |
|-------|--------------|-------------|-------------|
| JAN   | \$ 1,200.00  | \$ 300.00   | \$ 850.00   |
| FEB   | \$ 1,800.00  | \$ 800.00   | \$ 900.00   |
| MAR   | \$ 400.00    | \$ 400.00   | \$ 500.00   |
| Q1    | \$ 3,400.00  | \$ 1,500.00 | \$ 2,250.00 |
| APR   | \$ 800.00    | \$ 300.00   | \$ 1,550.00 |
| MAY   | \$ 800.00    | \$ 1,400.00 |             |
| JUNE  | \$ 800.00    | \$ 1,000.00 |             |
| Q2    | \$ 2,400.00  | \$ 2,700.00 | \$ 1,550.00 |
| JULY  | \$ 1,100.00  | \$ 700.00   |             |
| AUG   | \$ 1,400.00  | \$ 900.00   |             |
| SEPT  | \$ 800.00    | \$ 1,150.00 |             |
| Q3    | \$ 3,300.00  | \$ 2,750.00 | \$ -        |
| OCT   | \$ 1,000.00  | \$ 350.00   |             |
| NOV   | \$ 800.00    | \$ 800.00   |             |
| DEC   | \$ 300.00    | \$ 150.00   |             |
| Q4    | \$ 2,100.00  | \$ 1,300.00 | \$ -        |
| TOTAL | \$ 11,200.00 | \$ 8,250.00 | \$ 3,800.00 |

### REVENUE - COMPLIANCE LETTERS



### BUILDING SERVICES: INSPECTION SUMMARY 2024 - 2026 YTD





# TOWN OF THE BLUE MOUNTAINS MONTHLY BUILDING PERMIT ACTIVITY APRIL 2026

12 MONTH ACCUMULATED AVERAGE  
INSPECTIONS COMPLETED

