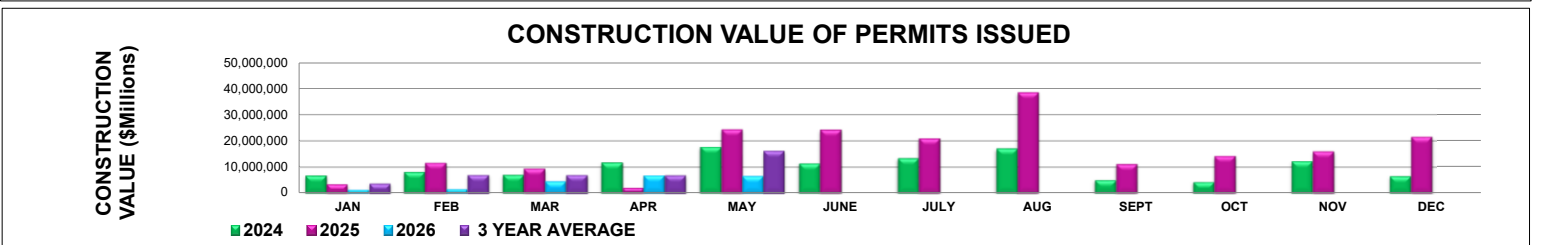
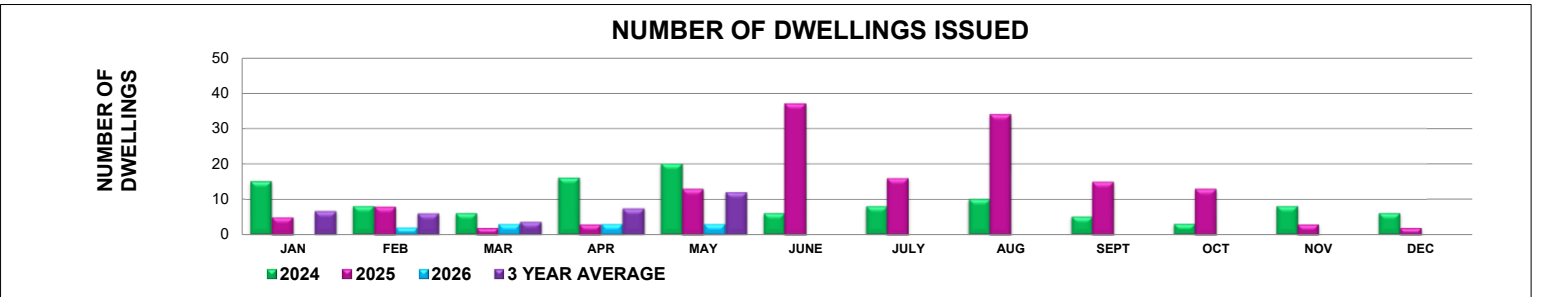
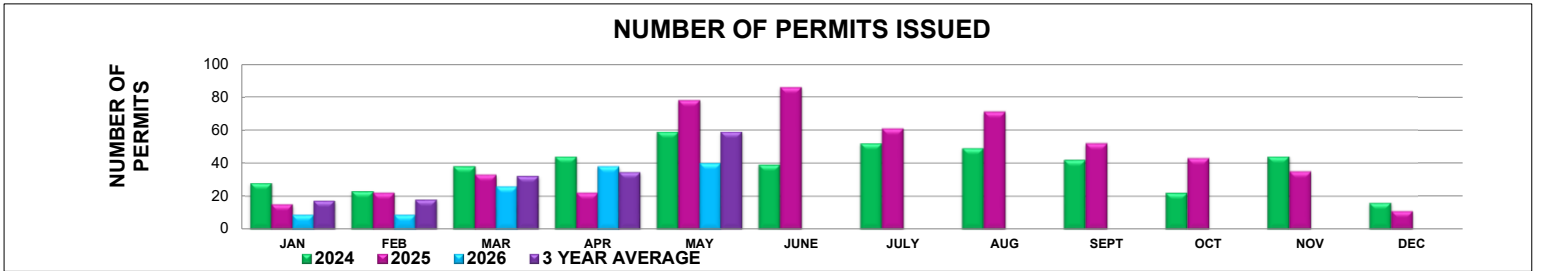


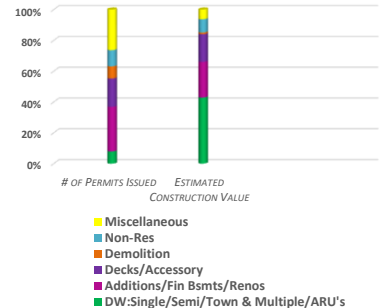


TOWN OF THE BLUE MOUNTAINS MONTHLY BUILDING PERMIT ACTIVITY MAY 2026

DWELLING UNITS ISSUED																				
TOTAL PERMITS ISSUED																ESTIMATED CONSTRUCTION VALUE				
				2024	MULTI (# OF UNITS) 2024	SDD OR SEMI 2024	ACC APTS 2024	2025	MULTI (# OF UNITS) 2025	SDD OR SEMI 2025	ACC APTS 2025	2026	MULTI (# OF UNITS) 2026	SDD OR SEMI 2026	ACC APTS 2026	2024	2025	2026		
	2024	2025	2026															2024	2025	2026
JAN	28	15	9	15	0	13	2	5	0	2	3	0	0	0	0	\$ 6,766,820.00	\$ 3,432,000.00	\$ 1,385,000.00		
FEB	23	22	9	8	0	7	1	8	0	7	1	2	0	1	1	\$ 8,112,902.00	\$ 11,625,000.00	\$ 1,563,000.00		
MAR	38	33	26	6	4	2	0	2	0	1	1	3	0	3	0	\$ 7,064,390.00	\$ 9,353,295.00	\$ 4,558,715.00		
Q1	89	70	44	29	4	22	3	15	0	10	5	5	0	4	1	\$ 21,944,112.00	\$ 24,410,295.00	\$ 7,506,715.00		
APR	44	22	38	16	8	7	1	3	0	2	1	3	0	2	1	\$ 11,725,460.00	\$ 2,054,600.00	\$ 6,808,383.00		
MAY	59	78	40	20	0	19	1	13	0	13	0	3	0	1	2	\$ 17,694,456.00	\$ 24,317,397.00	\$ 6,501,698.00		
JUNE	39	86		6	1	5	0	37	0	37	0				\$ 11,318,100.00	\$ 24,241,088.00				
Q2	142	186	78	42	9	31	2	53	0	52	1	6	0	3	3	\$ 40,738,016.00	\$ 50,613,085.00	\$ 13,310,081.00		
JULY	52	61		8	0	7	1	16	0	16	0				\$ 13,389,924.00	\$ 20,820,650.00				
AUG	49	71		10	0	10	0	34	2	32	0				\$ 17,088,555.00	\$ 38,356,700.00				
SEPT	42	52		5	0	2	3	15	0	13	2				\$ 5,131,100.00	\$ 11,123,836.00				
Q3	143	184	0	23	0	19	4	65	2	61	2	0	0	0	0	\$ 35,609,579.00	\$ 70,301,186.00	\$ -		
OCT	22	43		3	0	3	0	13	0	12	1				\$ 4,332,800.00	\$ 14,258,382.00				
NOV	44	35		8	0	6	2	3	0	3	0				\$ 12,257,150.00	\$ 15,897,810.00				
DEC	16	11		6	0	5	1	2	0	1	1				\$ 6,553,000.00	\$ 21,453,000.00				
Q4	82	89	0	17	0	14	3	18	0	16	2	0	0	0	0	\$ 23,142,950.00	\$ 51,609,192.00	\$ -		
YTD	565	456	122	111	13	86	12	151	2	139	10	11	0	7	4	\$ 121,434,657.00	\$ 196,933,758.00	\$ 20,816,796.00		



Type of Permit Issued	# of Permits Issued	Estimated Construction Value
DW: Single/Semi/Town & Multiple/ARU's	3	\$ 2,630,560.00
Additions/Fin Bsmts/Renos	11	\$ 1,423,000.00
Decks/Accessory	7	\$ 1,102,400.00
Demolition	3	\$ 65,000.00
Non-Res	4	\$ 530,000.00
Farm	2	\$ 367,838.00
Miscellaneous	10	\$ 382,900.00
Total Permits Issued:	40	
Total Est Const Value:		\$ 6,501,698.00



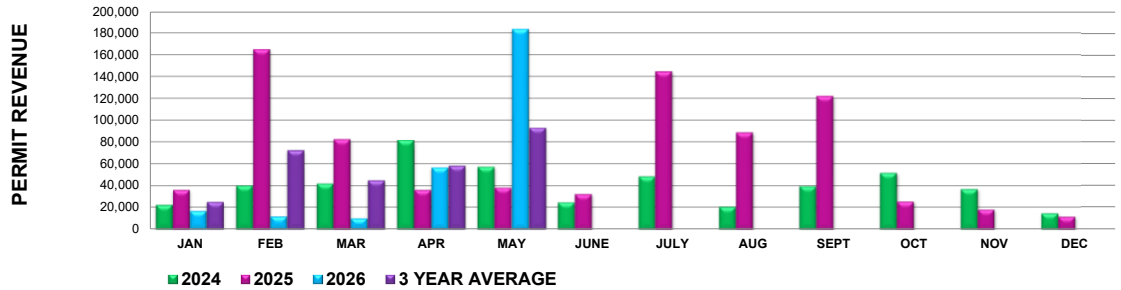


TOWN OF THE BLUE MOUNTAINS MONTHLY BUILDING PERMIT ACTIVITY MAY 2026

BUILDING - PERMIT REVENUE

	2024	2025	2026
JAN	\$ 22,574.00	\$ 36,396.00	\$ 16,801.00
FEB	\$ 40,369.00	\$ 165,275.00	\$ 12,011.00
MAR	\$ 41,867.00	\$ 82,825.00	\$ 10,002.00
Q1	\$ 104,810.00	\$ 284,496.00	\$ 38,814.00
APR	\$ 81,856.00	\$ 36,396.00	\$ 56,857.00
MAY	\$ 57,256.00	\$ 38,580.00	\$ 183,837.00
JUNE	\$ 24,724.00	\$ 32,678.00	
Q2	\$ 163,836.00	\$ 107,654.00	\$ 240,694.00
JULY	\$ 48,361.00	\$ 144,869.00	
AUG	\$ 20,798.00	\$ 89,045.00	
SEPT	\$ 39,546.00	\$ 122,360.00	
Q3	\$ 108,705.00	\$ 356,274.00	\$ -
OCT	\$ 51,658.00	\$ 25,845.00	
NOV	\$ 36,872.00	\$ 18,430.00	
DEC	\$ 14,919.00	\$ 11,965.00	
Q4	\$ 103,449.00	\$ 56,240.00	\$ -
TOTAL	\$ 480,800.00	\$ 804,664.00	\$ 279,508.00

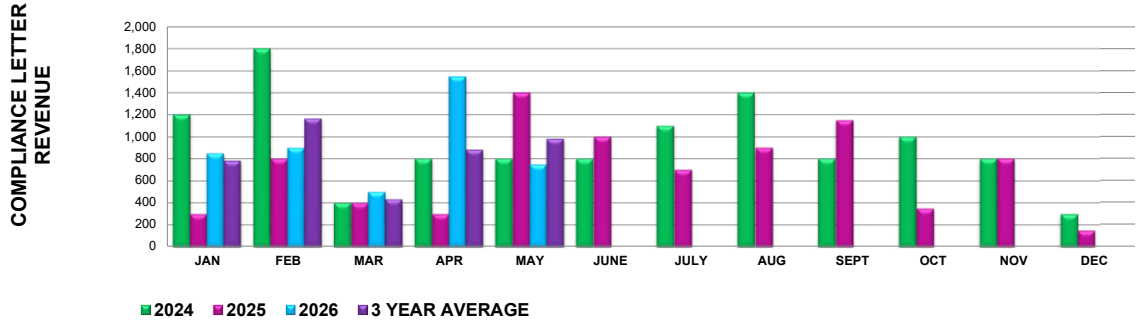
REVENUE - BUILDING PERMITS



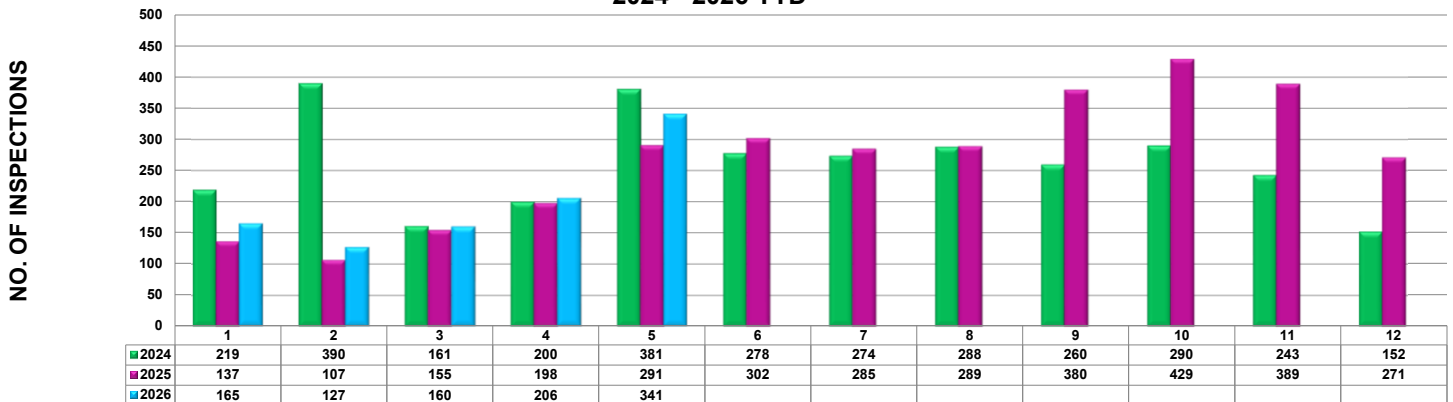
BUILDING - COMPLIANCE LETTER REVENUE

	2024	2025	2026
JAN	\$ 1,200.00	\$ 300.00	\$ 850.00
FEB	\$ 1,800.00	\$ 800.00	\$ 900.00
MAR	\$ 400.00	\$ 400.00	\$ 500.00
Q1	\$ 3,400.00	\$ 1,500.00	\$ 2,250.00
APR	\$ 800.00	\$ 300.00	\$ 1,550.00
MAY	\$ 800.00	\$ 1,400.00	\$ 750.00
JUNE	\$ 800.00	\$ 1,000.00	
Q2	\$ 2,400.00	\$ 2,700.00	\$ 2,300.00
JULY	\$ 1,100.00	\$ 700.00	
AUG	\$ 1,400.00	\$ 900.00	
SEPT	\$ 800.00	\$ 1,150.00	
Q3	\$ 3,300.00	\$ 2,750.00	\$ -
OCT	\$ 1,000.00	\$ 350.00	
NOV	\$ 800.00	\$ 800.00	
DEC	\$ 300.00	\$ 150.00	
Q4	\$ 2,100.00	\$ 1,300.00	\$ -
TOTAL	\$ 11,200.00	\$ 8,250.00	\$ 4,550.00

REVENUE - COMPLIANCE LETTERS



BUILDING SERVICES: INSPECTION SUMMARY 2024 - 2026 YTD





TOWN OF THE BLUE MOUNTAINS MONTHLY BUILDING PERMIT ACTIVITY MAY 2026

12 MONTH ACCUMULATED AVERAGE
INSPECTIONS COMPLETED

