# TOWN OF THE BLUE MOUNTAINS
# MONTHLY BUILDING PERMIT ACTIVITY
# OCTOBER 2026

| TOTAL PERMITS ISSUED | | | | DWELLING UNITS ISSUED | | | | | | | | | | | ESTIMATED CONSTRUCTION VALUE | | |
|---|---|---|---|---|---|---|---|---|---|---|---|---|---|---|---|---|---|
| | 2024 | 2025 | 2026 | 2024 | MULTI (# OF UNITS) 2024 | SDD OR SEMI 2024 | ACC APTS 2024 | 2025 | MULTI (# OF UNITS) 2025 | SDD OR SEMI 2025 | ACC APTS 2025 | 2026 | MULTI (# OF UNITS) 2026 | SDD OR SEMI 2026 | ACC APTS 2026 | 2024 | 2025 | 2026 |
| JAN | 28 | 15 | 9 | 15 | 0 | 13 | 2 | 5 | 0 | 2 | 3 | 0 | 0 | 0 | 0 | $ 6,766,820.00 | $ 3,432,000.00 | $ 1,385,000.00 |
| FEB | 23 | 22 | 9 | 8 | 0 | 7 | 1 | 8 | 0 | 7 | 1 | 2 | 0 | 1 | 1 | $ 8,112,902.00 | $ 11,625,000.00 | $ 1,563,000.00 |
| MAR | 38 | 33 | 26 | 6 | 4 | 2 | 0 | 2 | 0 | 1 | 1 | 3 | 0 | 3 | 0 | $ 7,064,390.00 | $ 9,353,295.00 | $ 4,558,715.00 |
| **Q1** | **89** | **70** | **44** | **29** | **4** | **22** | **3** | **15** | **0** | **10** | **5** | **5** | **0** | **4** | **1** | **$ 21,944,112.00** | **$ 24,410,295.00** | **$ 7,506,715.00** |
| APR | 44 | 22 | 38 | 16 | 8 | 7 | 1 | 3 | 0 | 2 | 1 | 3 | 0 | 2 | 1 | $ 11,725,460.00 | $ 2,054,600.00 | $ 6,808,383.00 |
| MAY | 59 | 78 | 40 | 20 | 0 | 19 | 1 | 13 | 0 | 13 | 0 | 3 | 0 | 1 | 2 | $ 17,694,456.00 | $ 24,317,397.00 | $ 6,501,698.00 |
| JUNE | 39 | 86 | 39 | 6 | 1 | 5 | 0 | 37 | 0 | 37 | 0 | 5 | 0 | 4 | 1 | $ 11,318,100.00 | $ 24,241,088.00 | $ 11,015,048.00 |
| **Q2** | **142** | **186** | **117** | **42** | **9** | **31** | **2** | **53** | **0** | **52** | **1** | **11** | **0** | **7** | **4** | **$ 40,738,016.00** | **$ 50,613,085.00** | **$ 24,325,129.00** |
| JULY | 52 | 61 | 48 | 8 | 0 | 7 | 1 | 16 | 0 | 16 | 0 | 14 | 0 | 13 | 1 | $ 13,389,924.00 | $ 20,820,650.00 | $ 20,534,148.00 |
| AUG | 49 | 71 | 55 | 10 | 0 | 10 | 0 | 34 | 2 | 32 | 0 | 27 | 0 | 24 | 3 | $ 17,088,555.00 | $ 38,356,700.00 | $ 23,958,568.00 |
| SEPT | 42 | 52 | 55 | 5 | 0 | 2 | 3 | 15 | 0 | 13 | 2 | 17 | 0 | 15 | 2 | $ 5,131,100.00 | $ 11,123,836.00 | $ 13,719,655.00 |
| **Q3** | **143** | **184** | **158** | **23** | **0** | **19** | **4** | **65** | **2** | **61** | **2** | **58** | **0** | **52** | **6** | **$ 35,609,579.00** | **$ 70,301,186.00** | **$ 58,212,371.00** |
| OCT | 22 | 43 | 81 | 3 | 0 | 3 | 0 | 13 | 0 | 12 | 1 | 45 | 0 | 45 | 0 | $ 4,332,800.00 | $ 14,258,382.00 | $ 26,607,161.00 |
| NOV | 44 | 35 | | 8 | 0 | 6 | 2 | 3 | 0 | 3 | 0 | | | | | $ 12,257,150.00 | $ 15,897,810.00 | |
| DEC | 16 | 11 | | 6 | 0 | 5 | 1 | 2 | 0 | 1 | 1 | | | | | $ 6,553,000.00 | $ 21,453,000.00 | |
| **Q4** | **82** | **89** | **81** | **17** | **0** | **14** | **3** | **18** | **0** | **16** | **2** | **45** | **0** | **45** | **0** | **$ 23,142,950.00** | **$ 51,609,192.00** | **$ 26,607,161.00** |
| **YTD** | ***456*** | ***529*** | ***400*** | ***111*** | ***13*** | ***86*** | ***12*** | ***151*** | ***2*** | ***139*** | ***10*** | ***119*** | ***0*** | ***108*** | ***11*** | ***$ 121,434,657.00*** | ***$ 196,933,758.00*** | ***$ 116,651,376.00*** |

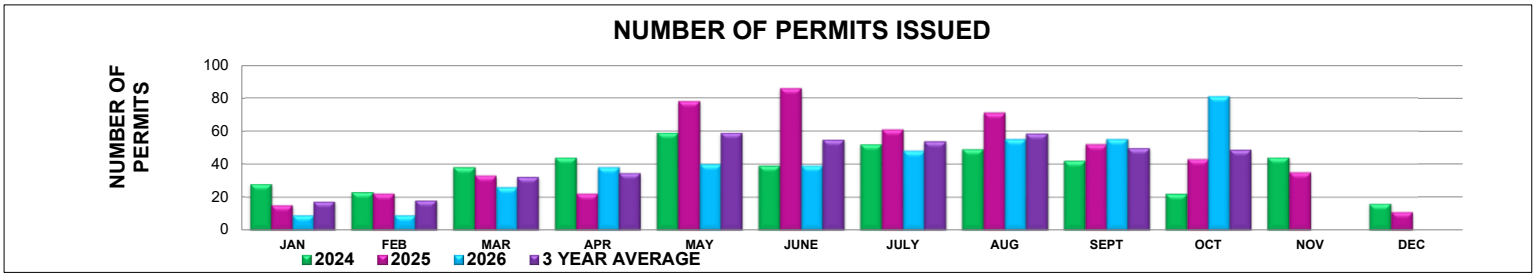


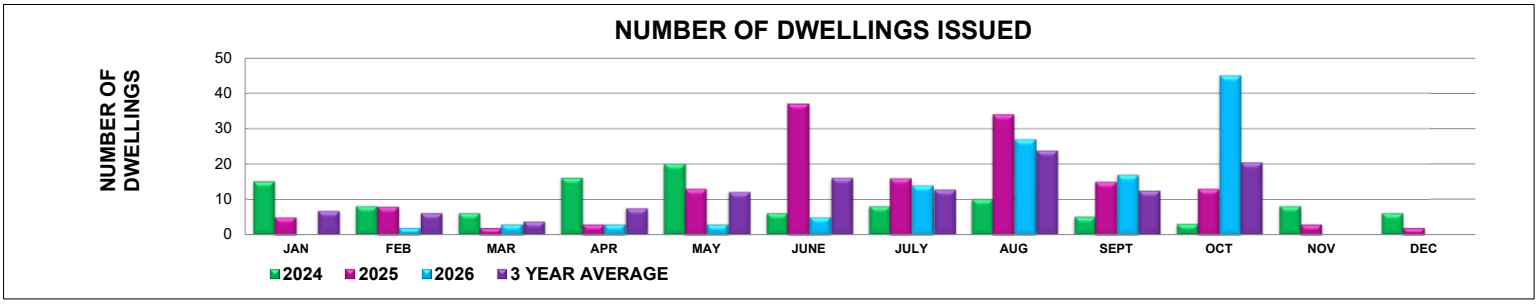


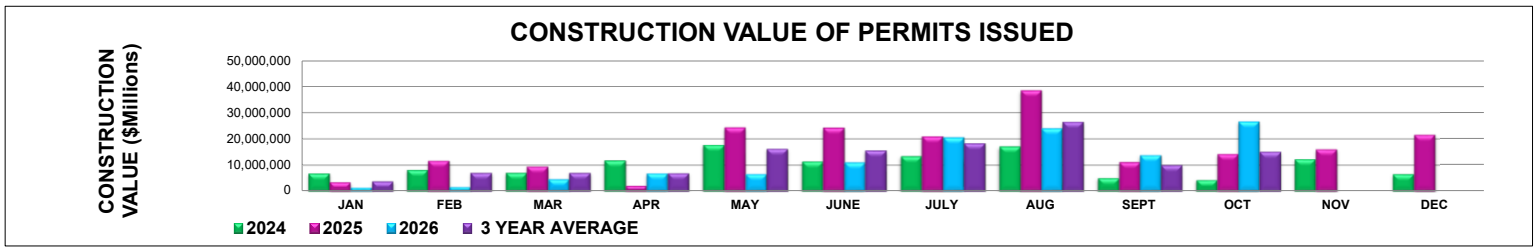


| Type of Permit Issued | # of Permits Issued | | Estimated Construction Value |
|---|---|---|---|
| DW:Single/Semi/Town & Multiple/ARU's | 45 | | $ 21,528,161.00 |
| Additions/Fin Bsmts/Renos | 5 | | $ 2,090,000.00 |
| Decks/Accessory | 18 | | $ 979,000.00 |
| Demolition | 1 | | $ 15,000.00 |
| Non-Res | 5 | | $ 1,790,000.00 |
| Farm | 1 | | $ 100,000.00 |
| Miscellaneous | 6 | | $ 105,000.00 |
| ***Total Permits Issued:*** | 81 | | |
| ***Total Est Const Value:*** | | | $ 26,607,161.00 |

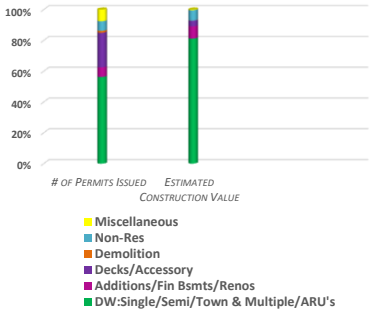



Kim Dobbin
Zoning and Compliance Coordinator
Building Services

# TOWN OF THE BLUE MOUNTAINS
# MONTHLY BUILDING PERMIT ACTIVITY
# OCTOBER 2026

**BUILDING - PERMIT REVENUE**

| | 2024 | 2025 | 2026 |
|---|---|---|---|
| JAN | $ 22,574.00 | $ 38,396.00 | $ 17,001.00 |
| FEB | $ 40,369.00 | $ 171,600.00 | $ 12,181.00 |
| MAR | $ 41,867.00 | $ 82,825.00 | $ 10,472.00 |
| **Q1** | **$ 104,810.00** | **$ 292,821.00** | **$ 39,654.00** |
| APR | $ 81,856.00 | $ 36,396.00 | $ 59,772.00 |
| MAY | $ 57,256.00 | $ 38,580.00 | $ 184,627.00 |
| JUNE | $ 24,724.00 | $ 32,678.00 | $ 48,669.00 |
| **Q2** | **$ 163,836.00** | **$ 107,654.00** | **$ 293,068.00** |
| JULY | $ 48,361.00 | $ 144,869.00 | $ 87,149.00 |
| AUG | $ 20,798.00 | $ 89,045.00 | $ 239,423.00 |
| SEPT | $ 39,546.00 | $ 122,360.00 | $ 30,126.00 |
| **Q3** | **$ 108,705.00** | **$ 356,274.00** | **$ 356,698.00** |
| OCT | $ 51,658.00 | $ 25,845.00 | $ 215,499.00 |
| NOV | $ 39,547.00 | $ 18,430.00 | |
| DEC | $ 14,819.00 | $ 11,965.00 | |
| **Q4** | **$ 106,024.00** | **$ 56,240.00** | **$ 215,499.00** |
| **TOTAL** | ***$ 483,375.00*** | ***$ 812,989.00*** | ***$ 904,919.00*** |

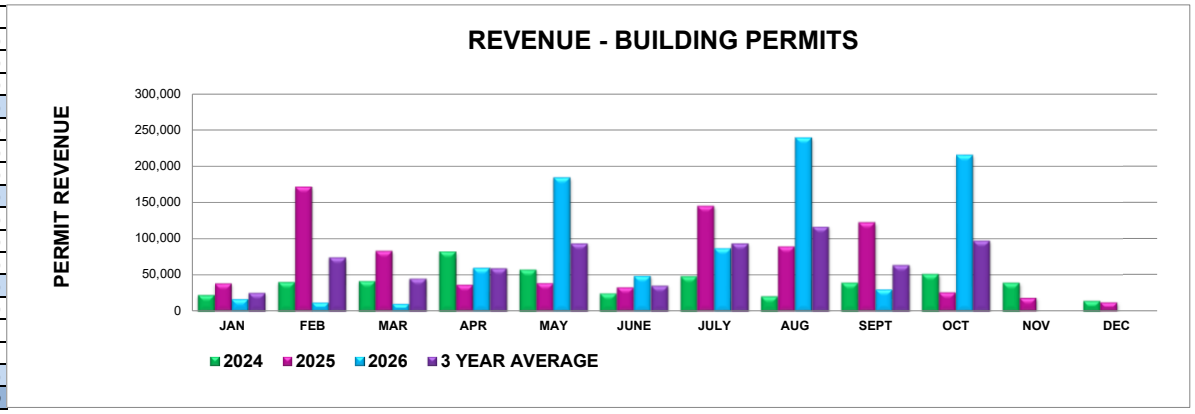


**BUILDING - COMPLIANCE LETTER REVENUE**

| | 2024 | 2025 | 2026 |
|---|---|---|---|
| JAN | $ 1,200.00 | $ 300.00 | $ 850.00 |
| FEB | $ 1,800.00 | $ 800.00 | $ 900.00 |
| MAR | $ 400.00 | $ 400.00 | $ 500.00 |
| **Q1** | **$ 3,400.00** | **$ 1,500.00** | **$ 2,250.00** |
| APR | $ 800.00 | $ 300.00 | $ 1,550.00 |
| MAY | $ 800.00 | $ 1,400.00 | $ 750.00 |
| JUNE | $ 800.00 | $ 1,000.00 | $ 1,100.00 |
| **Q2** | **$ 2,400.00** | **$ 2,700.00** | **$ 3,400.00** |
| JULY | $ 1,100.00 | $ 700.00 | $ 1,950.00 |
| AUG | $ 1,400.00 | $ 900.00 | $ 950.00 |
| SEPT | $ 800.00 | $ 1,150.00 | $ 3,750.00 |
| **Q3** | **$ 3,300.00** | **$ 2,750.00** | **$ 6,650.00** |
| OCT | $ 1,000.00 | $ 350.00 | $ 1,950.00 |
| NOV | $ 800.00 | $ 800.00 | |
| DEC | $ 300.00 | $ 150.00 | |
| **Q4** | **$ 2,100.00** | **$ 1,300.00** | **$ 1,950.00** |
| ***TOTAL*** | ***$ 11,200.00*** | ***$ 8,250.00*** | ***$ 14,250.00*** |

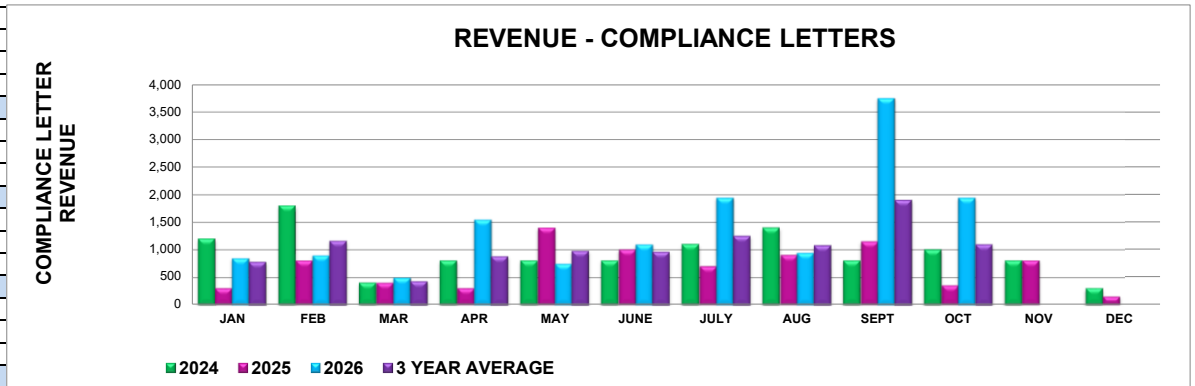


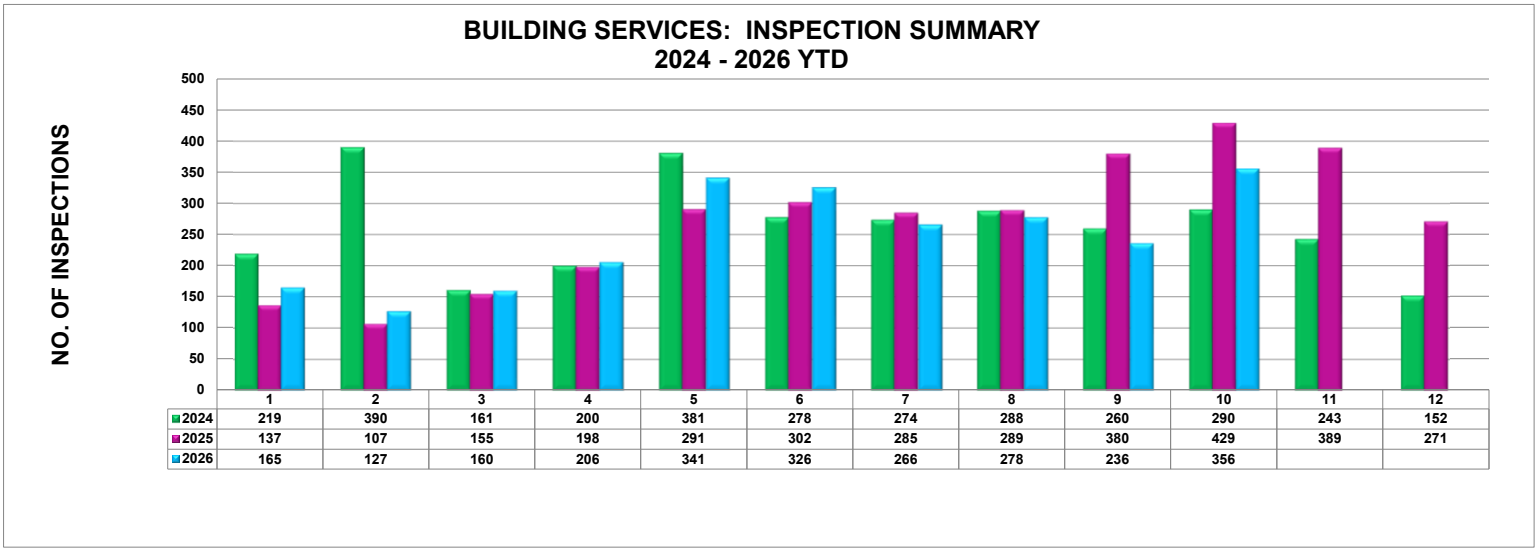


| | 1 | 2 | 3 | 4 | 5 | 6 | 7 | 8 | 9 | 10 | 11 | 12 |
|---|---|---|---|---|---|---|---|---|---|---|---|---|
| 2024 | 219 | 390 | 161 | 200 | 381 | 278 | 274 | 288 | 260 | 290 | 243 | 152 |
| 2025 | 137 | 107 | 155 | 198 | 291 | 302 | 285 | 289 | 380 | 429 | 389 | 271 |
| 2026 | 165 | 127 | 160 | 206 | 341 | 326 | 266 | 278 | 236 | 356 | | |


Kim Dobbin
Zoning and Compliance Coordinator
Building Services

# TOWN OF THE BLUE MOUNTAINS
# MONTHLY BUILDING PERMIT ACTIVITY
# OCTOBER 2026

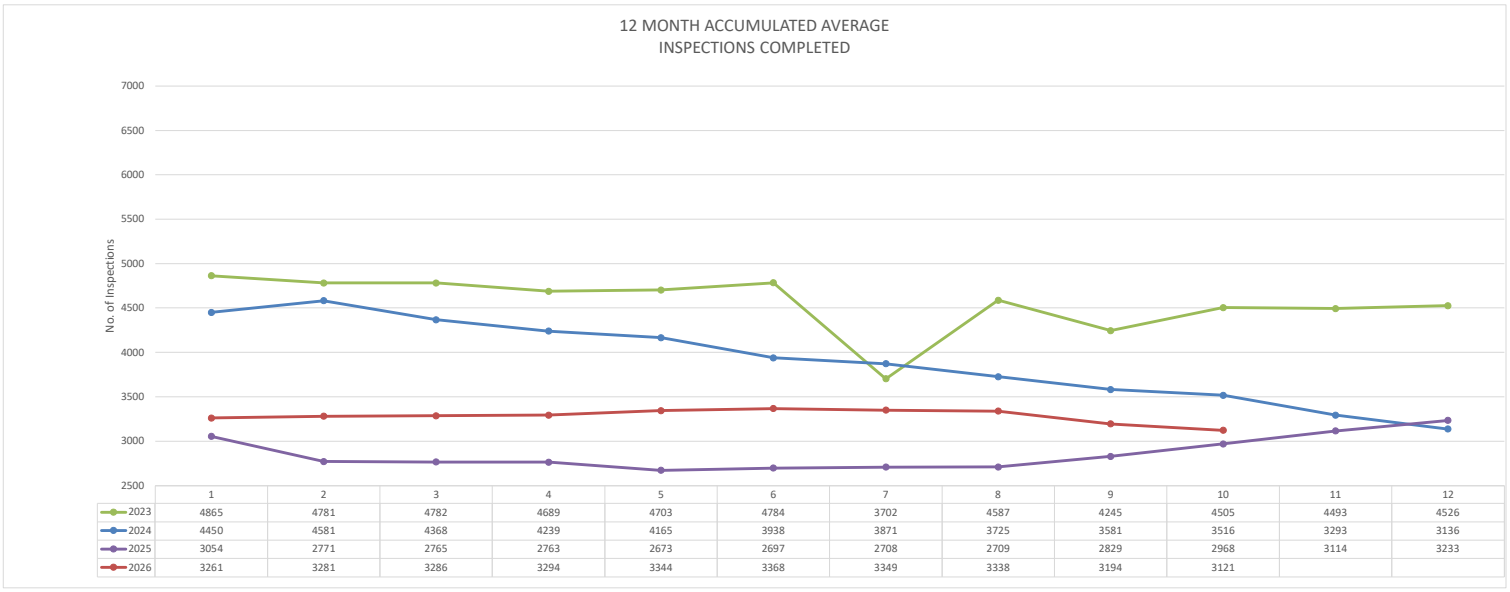


| | 1 | 2 | 3 | 4 | 5 | 6 | 7 | 8 | 9 | 10 | 11 | 12 |
|---|---|---|---|---|---|---|---|---|---|---|---|---|
| 2023 | 4865 | 4781 | 4782 | 4689 | 4703 | 4784 | 3702 | 4587 | 4245 | 4505 | 4493 | 4526 |
| 2024 | 4450 | 4581 | 4368 | 4239 | 4165 | 3938 | 3871 | 3725 | 3581 | 3516 | 3293 | 3136 |
| 2025 | 3054 | 2771 | 2765 | 2763 | 2673 | 2697 | 2708 | 2709 | 2829 | 2968 | 3114 | 3233 |
| 2026 | 3261 | 3281 | 3286 | 3294 | 3344 | 3368 | 3349 | 3338 | 3194 | 3121 | | |

Kim Dobbin
Zoning and Compliance Coordinator
Building Services